



RUTH POND

Parks and Recreation Master Plan Findings Presentation



Key Elements of a Community Parks and Recreation Strategic/Master Plan



Valdez Parks and Recreation Master Plan Survey Final Report

April 2020




RRC
ASSOCIATES



Introduction

The purpose of this study was to gather community feedback on the Valdez's facilities, trails, amenities, programs, future planning, communication, and more.

This survey research effort and subsequent analysis were designed to assist Valdez Parks and Recreation in developing a plan to reflect the community's desires, needs, and priorities for the future. The goal was to ensure all residents had a chance to voice their opinion in this process.



Valdez Parks & Recreation

Name _____
Address _____
City, ST, ZIP _____

Dear Valdez Resident,

WHAT'S THIS ABOUT? The City of Valdez works to enrich the lives of residents through quality parks, facilities, recreation programs and other services. This survey is part of the Valdez Parks and Recreation Master Planning process which helps us better understand our residents' usage and need for Parks and Recreation amenities. Your input is critical in shaping a department that reflects Valdez wants and needs.

HOW YOU CAN HELP: You can support this effort by taking a few minutes to complete the enclosed survey.

MAIL, DROP OFF OR ONLINE: Complete the survey with multiple options on how to return: on paper mail it back within 10 days in the enclosed self-addressed envelope; drop it off at the Civic Center, Rec Center or at the front desk at City Hall, or go online using the website below and password provided:

www.valdezparks.org and enter the password:

WHAT IF I DON'T USE VALDEZ'S PARKS AND RECREATION SERVICES?
Even if you are not a current user, we would like to hear from you so we can better serve everyone.

Sincerely,
Nicholas Farline
City of Valdez Parks, Recreation & Cultural Services Director

We appreciate your feedback and thank you for your time!

CITY OF VALDEZ PARKS AND RECREATION MASTER PLAN SURVEY PRIZE ENTRY

To enter the prize drawing, detach and enclose this entry form:

Name _____ Email _____ OR _____

Daytime Phone _____

Return with your survey or separately to: RRC Associates, 4770 Baseline Road, Suite 360, Boulder, CO 80303

**VALDEZ, AK
PARKS AND RECREATION
MASTER PLAN SURVEY**

Five winners will be randomly selected to each receive a \$50 Visa gift card.

To enter the drawing, simply follow the directions at the bottom of the page. Or, if you respond online, you will have the opportunity to enter the drawing after completing the survey.

Winners of the random drawing will be contacted by phone and/or email.

Methodology

Primary methods:

1 = Statistically Valid (Invitation Survey)

Mailed survey with an option to complete online

2 = Open Link Survey

Online survey available to all residents

1,815 Mailings Sent to Valdez Residents



The Invite Survey represents the randomly sampled representative of Valdez residents. A sample size of 219 completed invite surveys leads to a margin of error of +/- 6.2%. The Open Link Survey allows for all other residents to share their opinion and are compared throughout the report. Despite a lower sample size for the Open Link survey, results are presented separately and should be interpreted with caution.

219

Completed Invite Surveys

45

Completed Open Link
Surveys

Top Findings



Satisfaction is currently high among respondents.

Most aspects of Valdez's parks and recreation system received high satisfaction. There are still areas to improve over time but this is a positive finding.



Summer trails and trail variety may need improvement.

Out of all statements on trails, summer trail maintenance and an increased variety of trails are the two most needed trail improvements.



An indoor multi-use facility is important to most respondents.

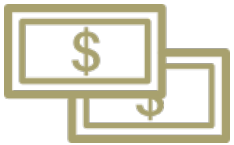
Both invite and open link respondents identified a need to build a new indoor multi-use facility in Valdez. However, there was slightly lower importance given to this item as a primary purpose of the Parks and Recreation Department.



Preferred communication methods are diverse.

From social media to flyers to emails, respondents seek a diversity of online and traditional promotional materials.

Top Findings



Most support around sponsorships and bonds for funding.

Invite respondents are most likely to support sponsorships and naming rights for facilities. Bond referendums received support too.



Shoup Bay Trail and Special Events may be priorities to improve.

Both of these amenities/services received a lower than average needs-met rating while having a higher than average importance to invite households.



Additional bike paths and trail connectivity important for the future.

In addition to the indoor facility, bike paths and trail connectivity are important to respondents. This is a common theme seen in other areas of the country too.



Mineral Creek Trail and Dock Point Trail receive most use.


Over 80% of invite respondents used these two trails over the past 12 months. The swimming pool also is frequently used by residents in Valdez.

Demographics




Demographic Profile

57% of respondents are under 45 years old. Responses were well-distributed across age ranges in Valdez.




51% of respondents' households earn under \$100k per year.



6% require ADA-accessible facilities and services in Valdez.



43% of respondents' households have children at home.



39% have lived in Valdez less than 10 years.

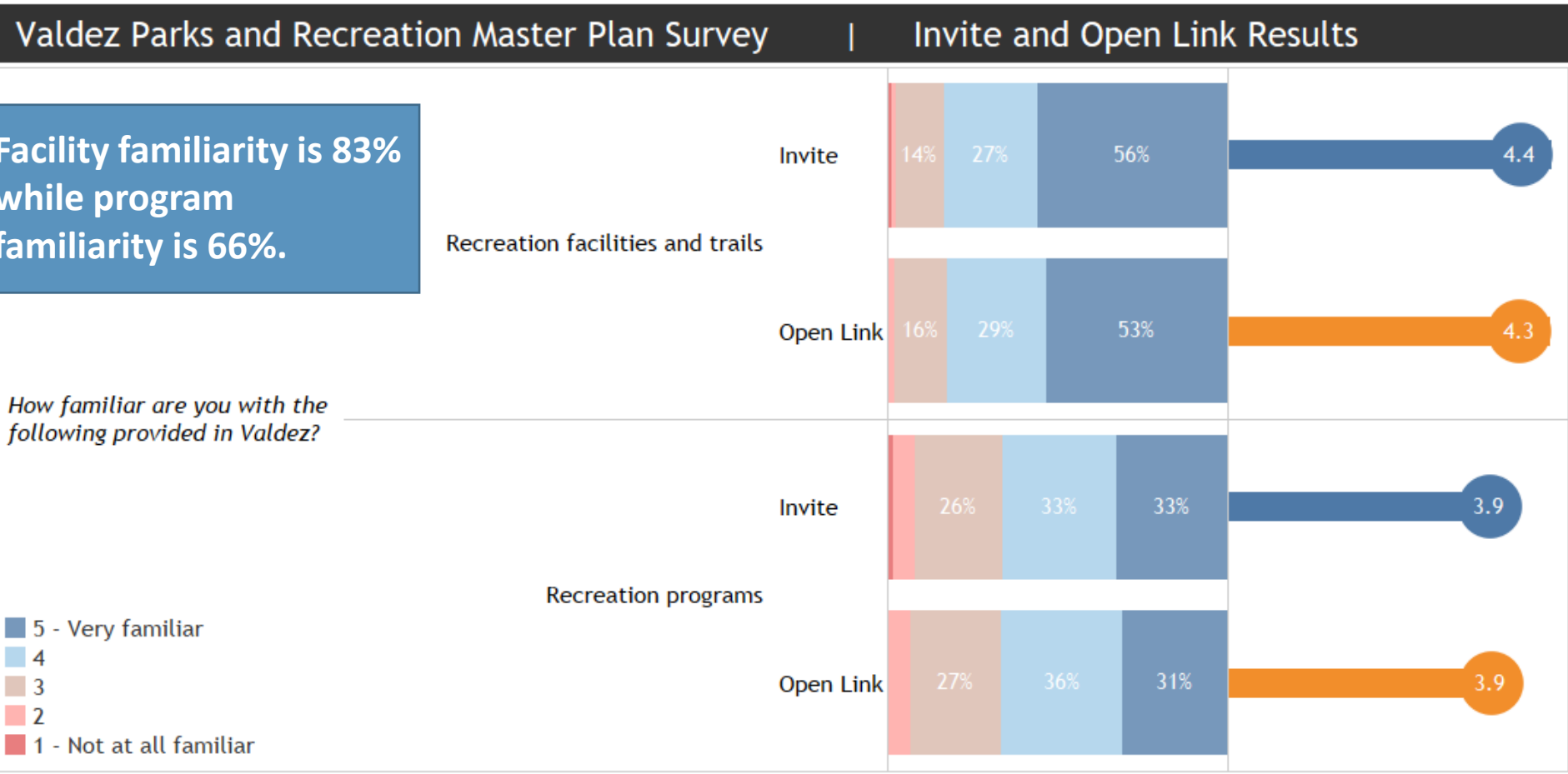


Current Usage and Satisfaction



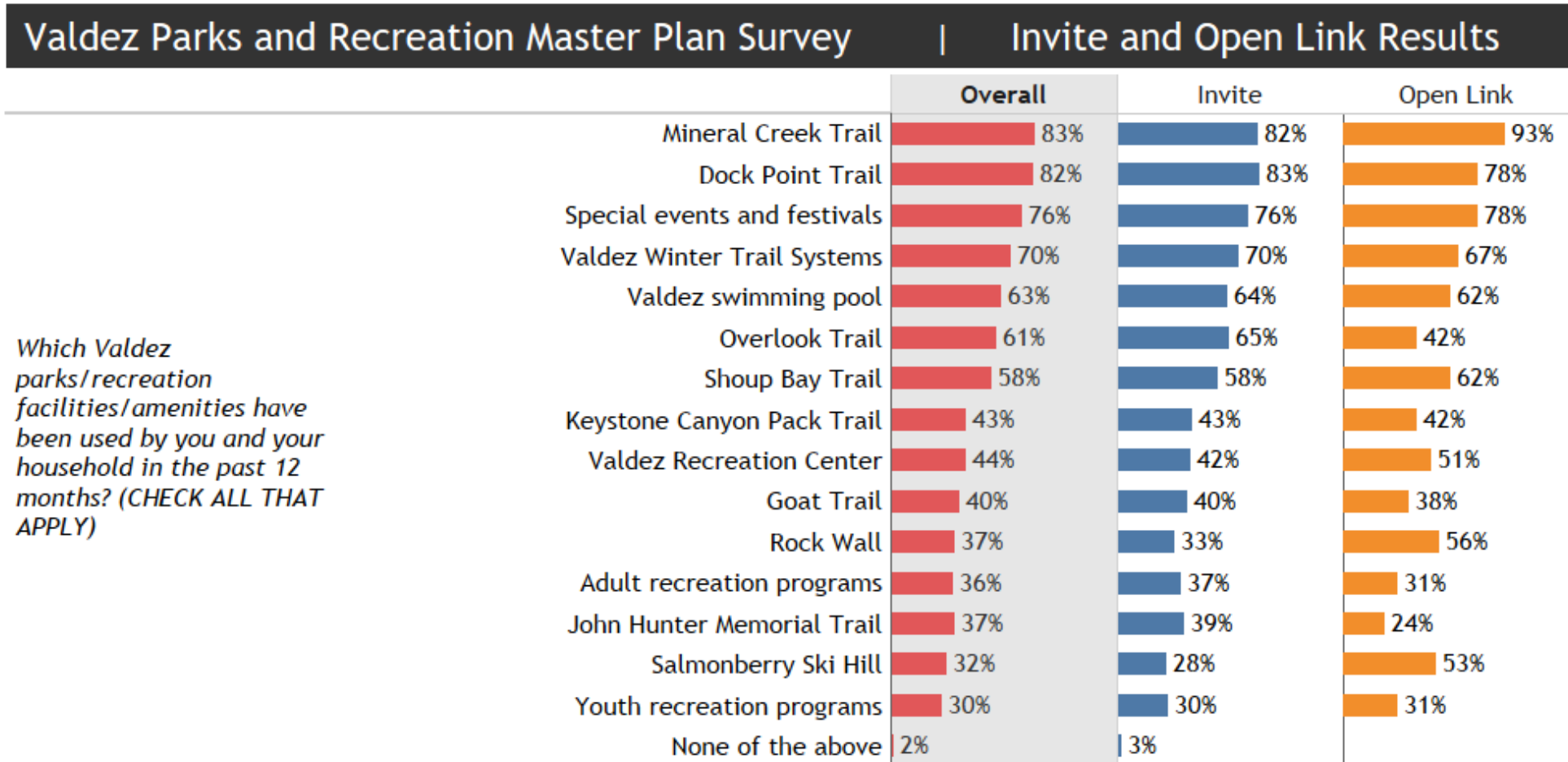
Familiarity

Invite and open link respondents are equally familiar with Valdez’s recreation facilities, trails, and programs. Respondents have a familiarity of 4.4 out of 5.0 for facilities and trails and 3.9 out of 5.0 for programs. Program familiarity is typically lower as participation rates are lower. However, overall familiarity is relatively high in the community.



Current Usage

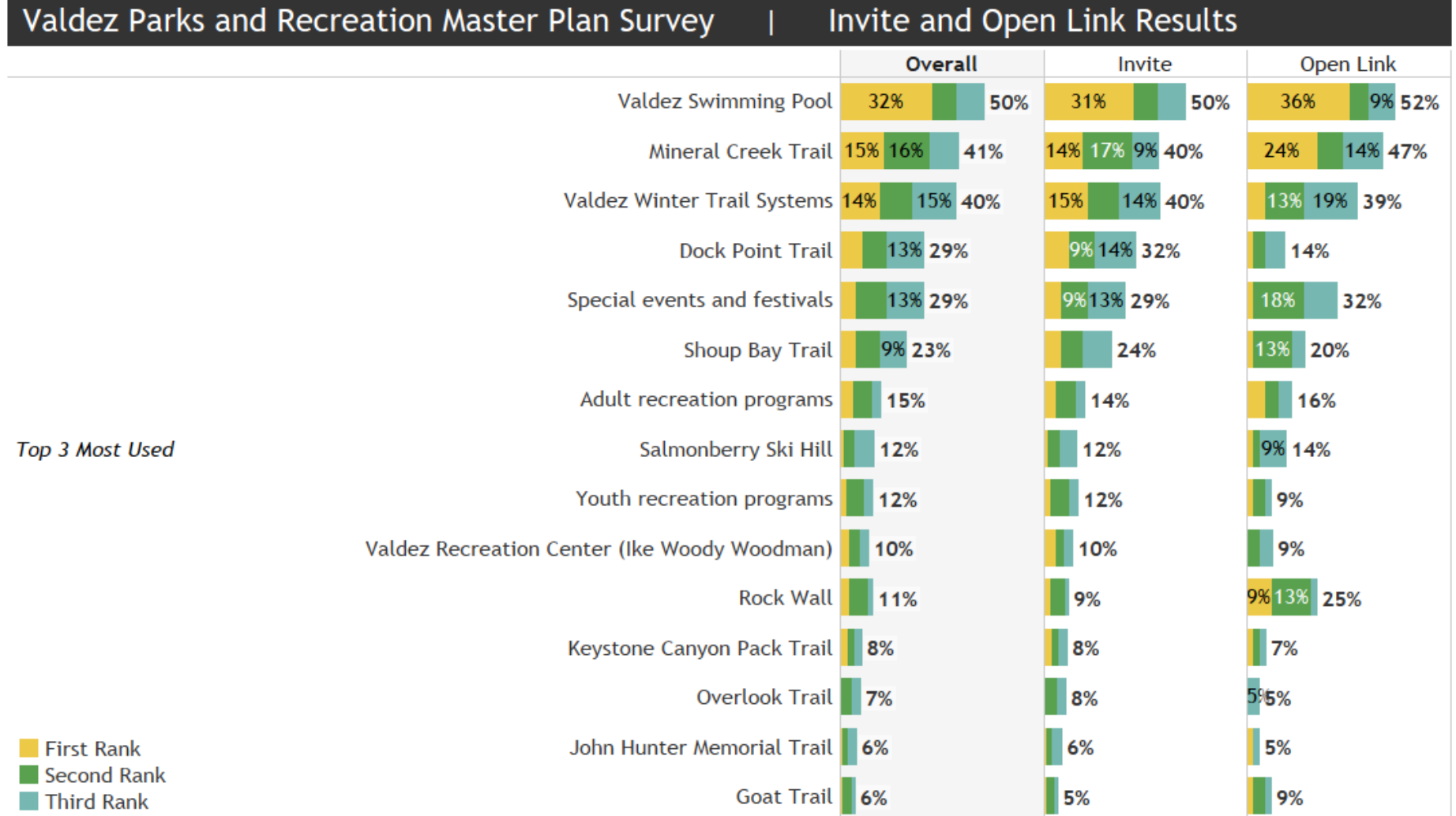
When asked which facilities/amenities they have used in the past 12 months, all facilities and amenities listed had at least 25% usage by respondents. Dock Point Trail was used by 83% of invite respondents followed by the Mineral Creek Trail (82%), special events and festivals (76%), and winter trail systems (70%).



Which Valdez parks/recreation facilities/amenities have been used by you and your household in the past 12 months? (CHECK ALL THAT APPLY)

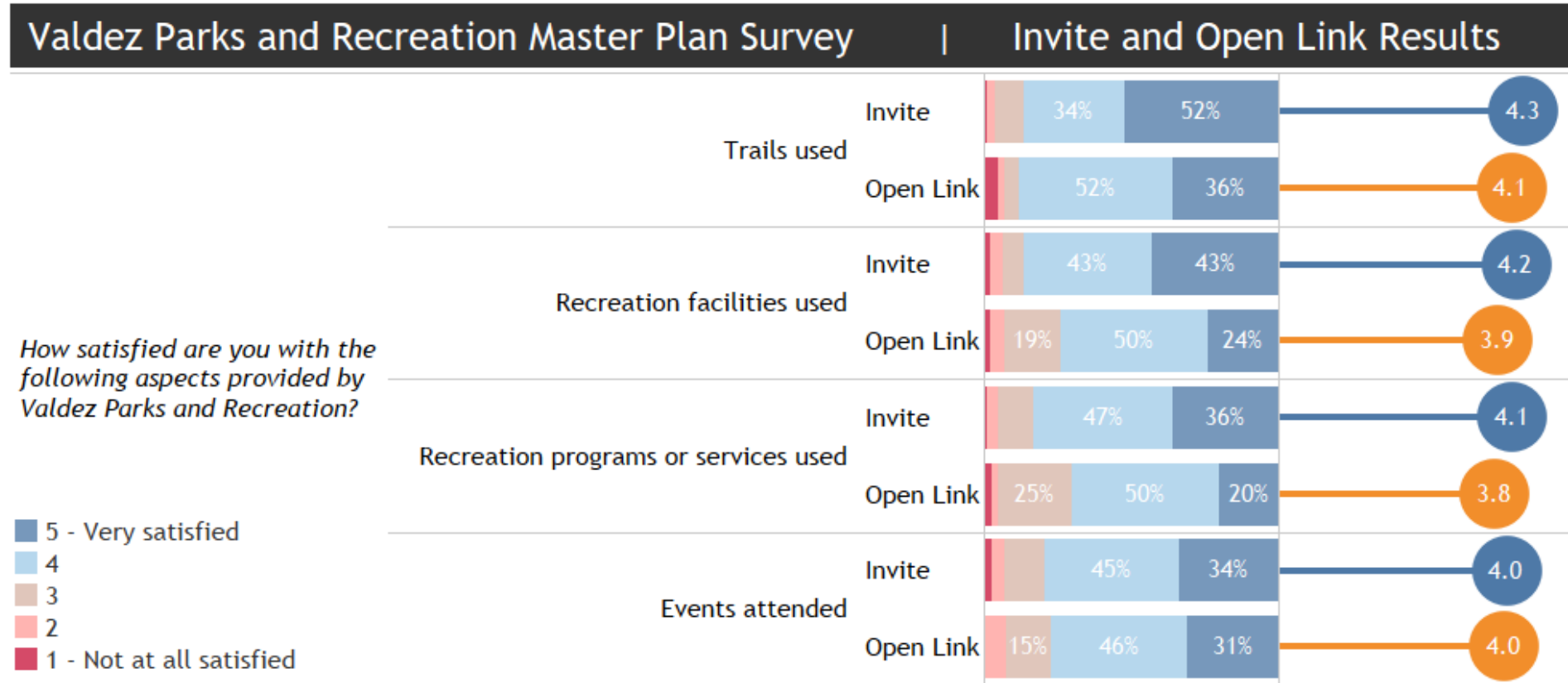
Current Usage - Top 3

When forced to choose only three most used facilities/amenities, the most frequently used facility is the Valdez swimming pool (50%), the Mineral Creek Trail (40%), and the Valdez Winter Trail Systems (40%). The Dock Point Trail (32%), special events and festivals (29%), and Shoup Bay Trail (24%) followed in usage.



Satisfaction

Respondents rated how satisfied they were with a variety of aspects in Valdez. As shown, invite respondents are slightly more satisfied on every aspect except for events. However, all aspects received positive ratings by both groups. Trails (4.3) was the highest rated aspect followed by recreation facilities (4.2), programs and services (4.1), and events attended (4.0).

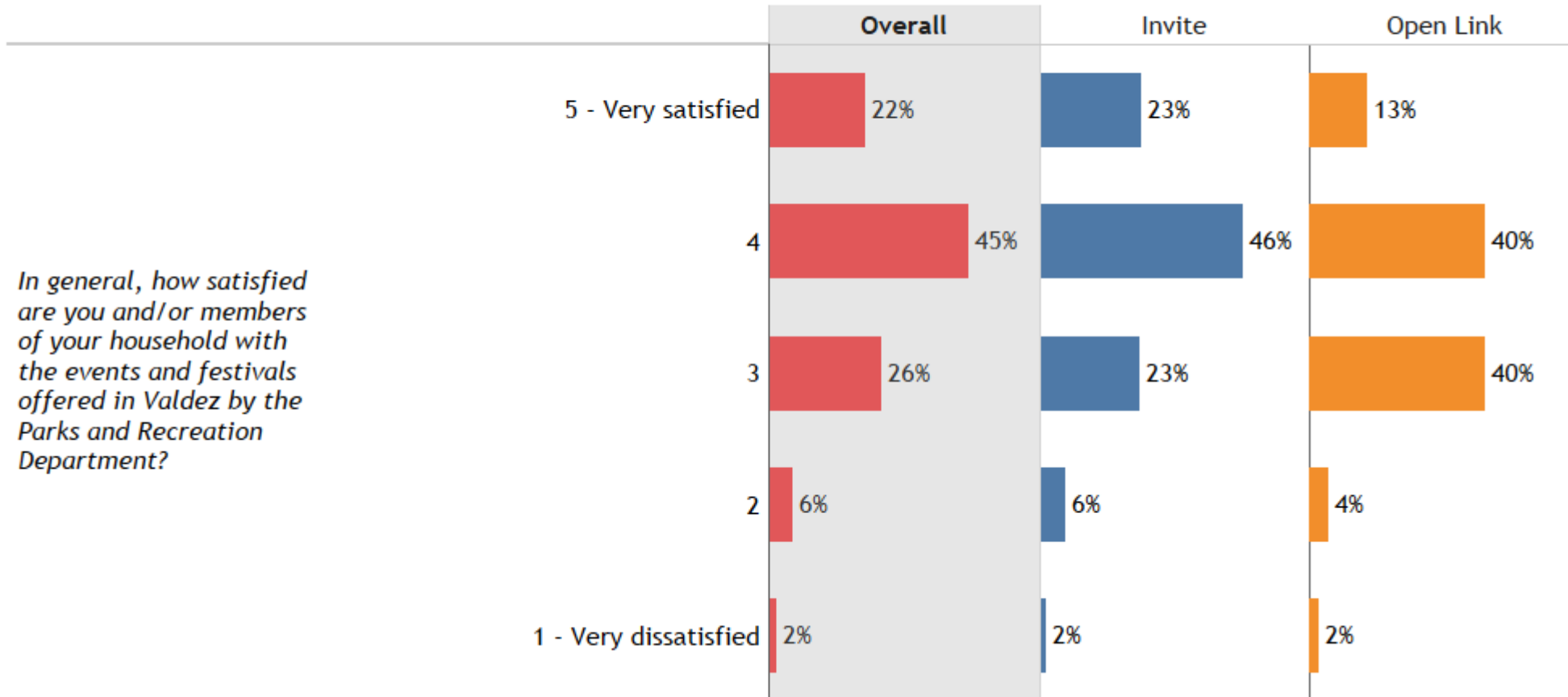


Trails and Recreation Facilities rated the highest, both with 86% either satisfied or very satisfied. Recreation Programs were a close second with an 83% either satisfied or very satisfied.


Event Satisfaction

Events have become a popular addition by many Parks and Recreation departments across the country. Both invite and open link respondents are mostly satisfied with the events offered in Valdez. There may be areas to improve at points. More invite respondents provided a 4 out of 5 rating (46%) than a 5 out of 5 rating (23%). Furthermore, 31% rated either 3 or lower. While the rating is still positive, events may have some room to improve in the future.

Valdez Parks and Recreation Master Plan Survey | Invite and Open Link Results

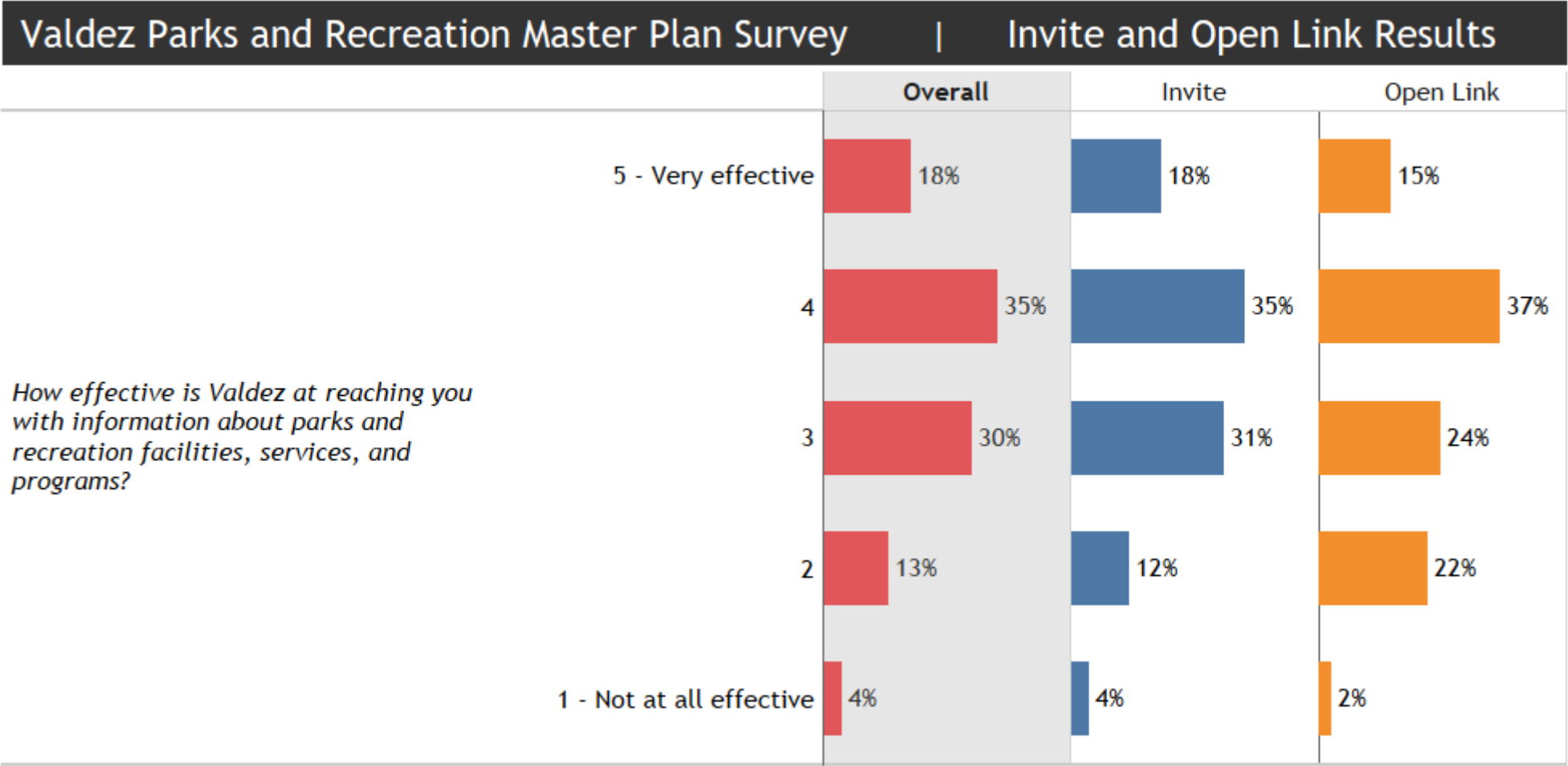


Communication



Communication Effectiveness

Valdez’s communication effectiveness is moderate-to-mostly effective among both invite and open link respondents. Approximately 43% of invite respondents rated the City’s communication effectiveness either a 4 or 5 out of 5. An additional 31% rated it slightly lower at 3/5. Only 16% rated the effectiveness either 1 or 2, a positive finding. There may be room to generate more awareness among those who are in the middle of the scale.



Top Communication Methods (Invite)



Social Media

67%



Flyers at Local Businesses

53%



City Website

47%



Word of Mouth

42%



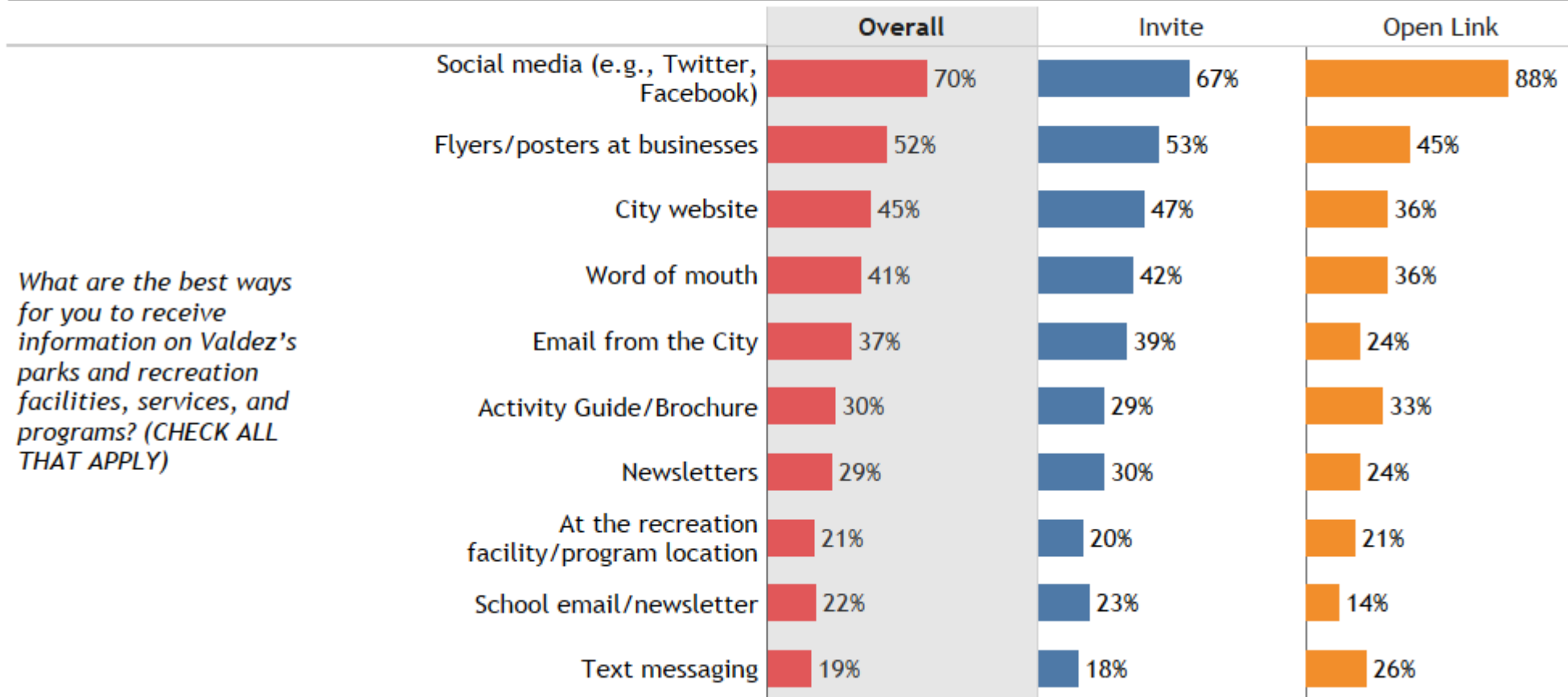
Email

39%

Communication Methods

The best ways to receive communication is a mix of online and traditional promotional material. Social media (67%) is the best way for most respondents. Following are flyers/posters at businesses (53%), the City website (47%), word of mouth (42%), and emails (39%). Overall, it's clear that a mixed approach to communication is preferred for many respondents.

Valdez Parks and Recreation Master Plan Survey | Invite and Open Link Results



Current Facilities and Programs

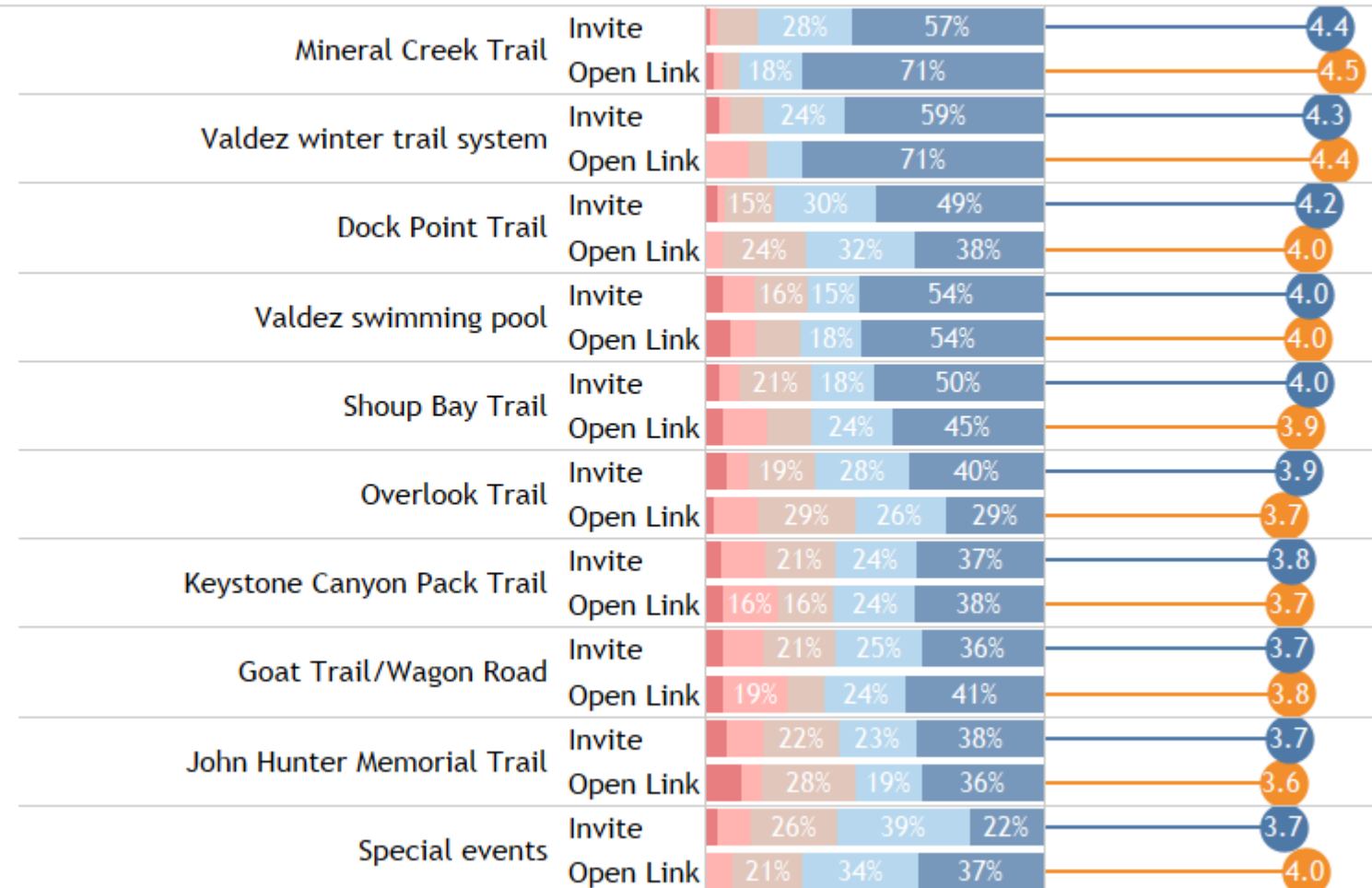
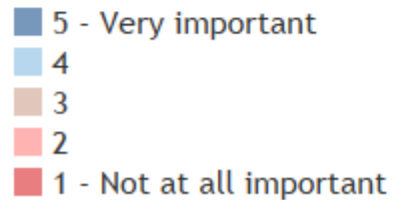


Facility / Program Importance – Top of the list

When asked how important facilities/amenities were to their household, the Mineral Creek Trail (4.4), winter trail system (4.3), Dock Point Trail (4.2), swimming pool (4.0), and Shoup Bay Trail (4.0) were most important. The Overlook Trail (3.9) and Keystone Canyon Pack Trail (3.8) are also important to respondents.

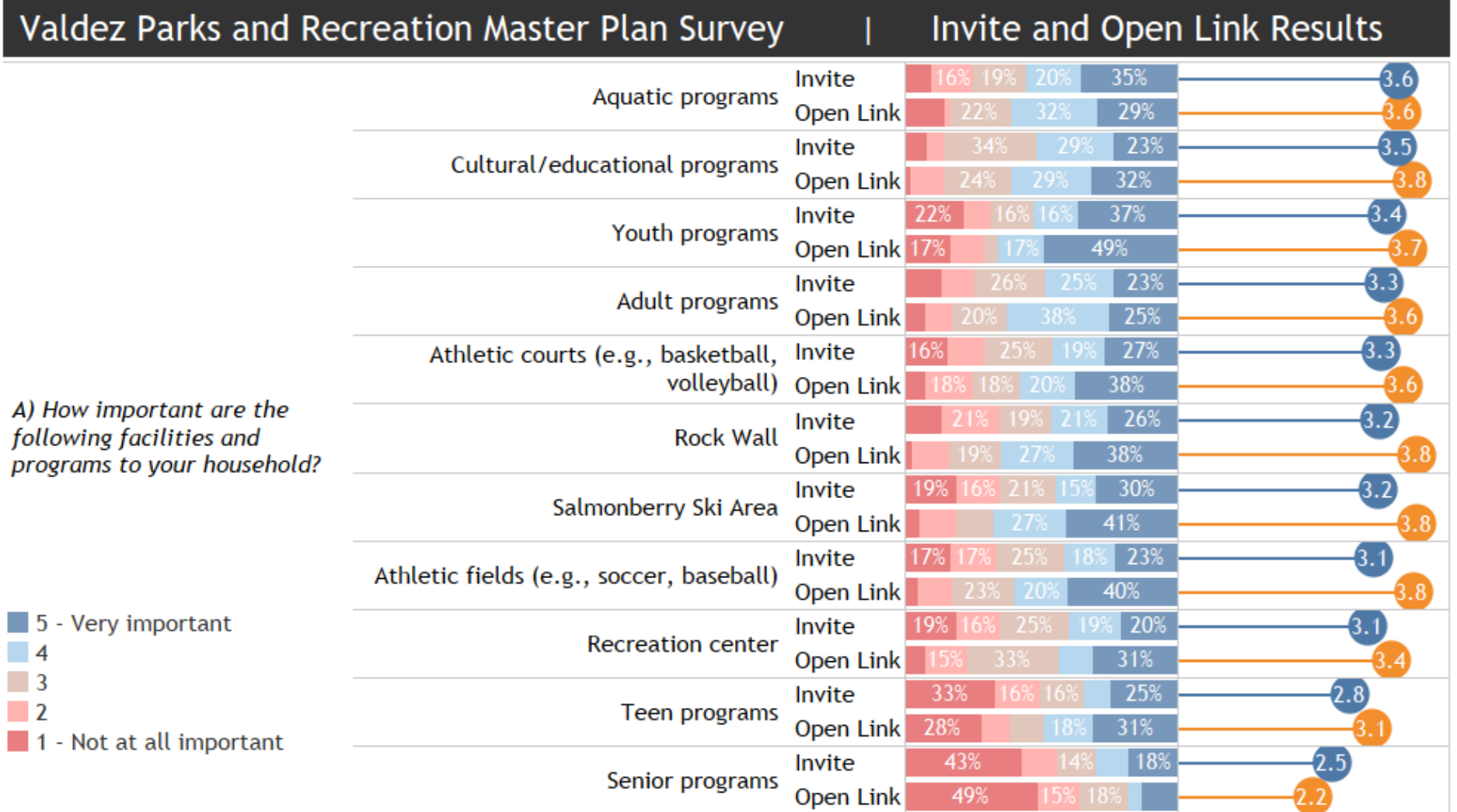
Valdez Parks and Recreation Master Plan Survey | Invite and Open Link Results

A) How important are the following facilities and programs to your household?



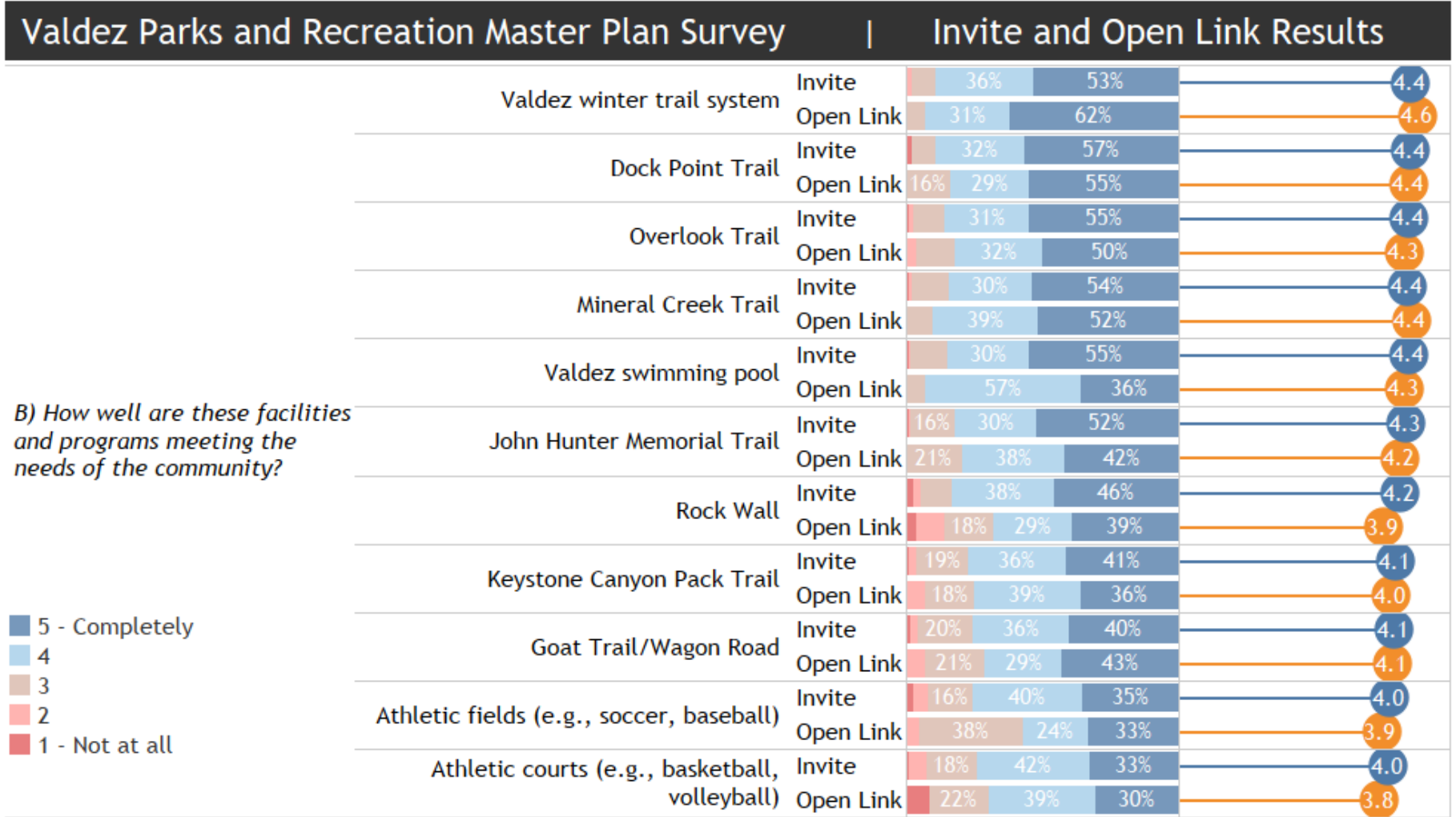
Facility / Program Importance – Bottom of the list

Towards the middle-to-bottom of the list, programs fell further into this category. This is normal as programs are generally lower in importance. Most programs are only important to those who use them which is smaller than those who use facilities.



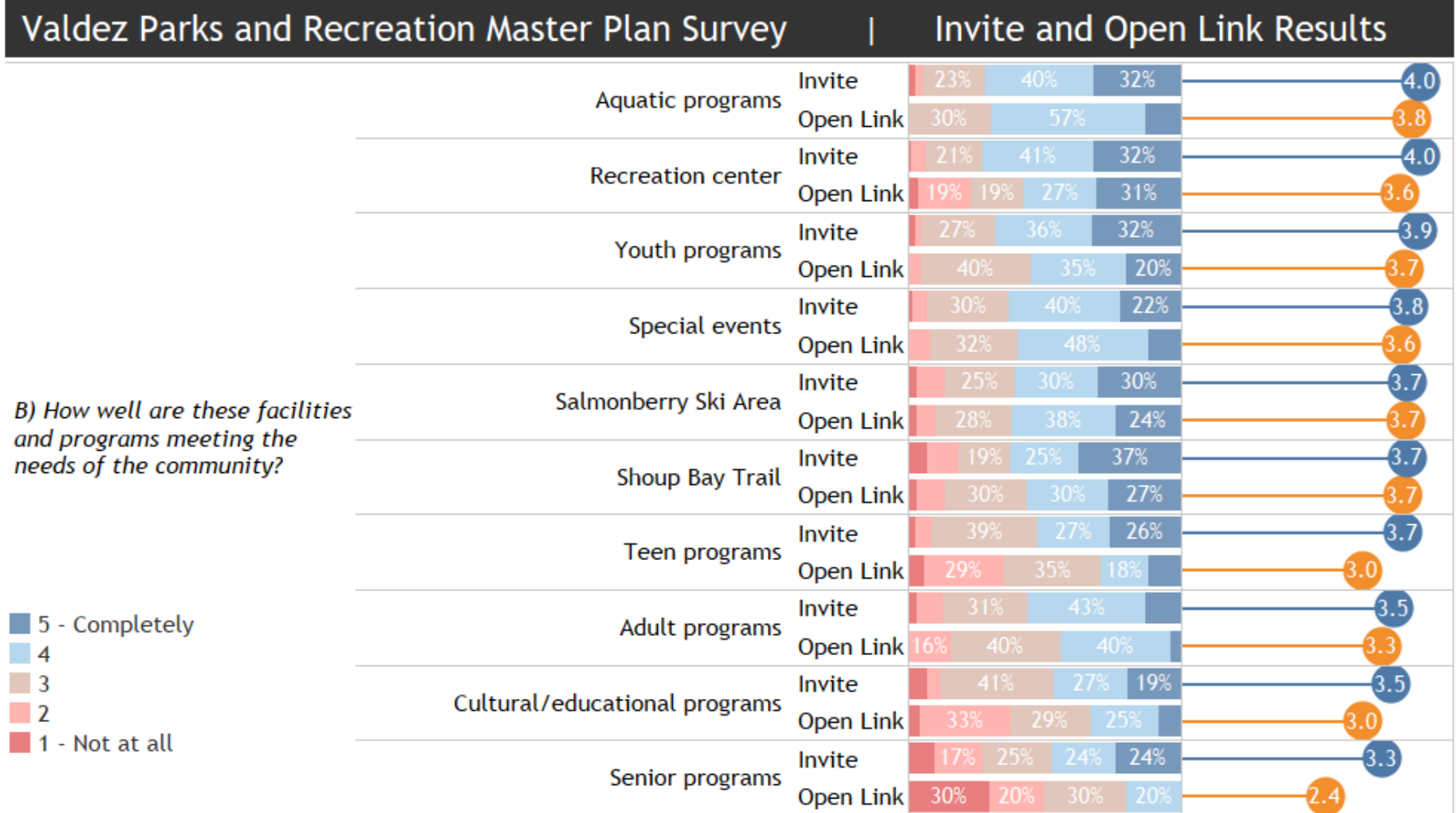
Facility / Program Needs Met – Top of the list

Further, respondents were asked how well these facilities/programs meet the needs of Valdez. The winter trail system (4.4), Dock Point Trail (4.4), Mineral Creek Trail (4.4), and swimming pool (4.4) meet the needs of the community the best. This is positive as these same facilities/trails are of highest importance to respondents too.

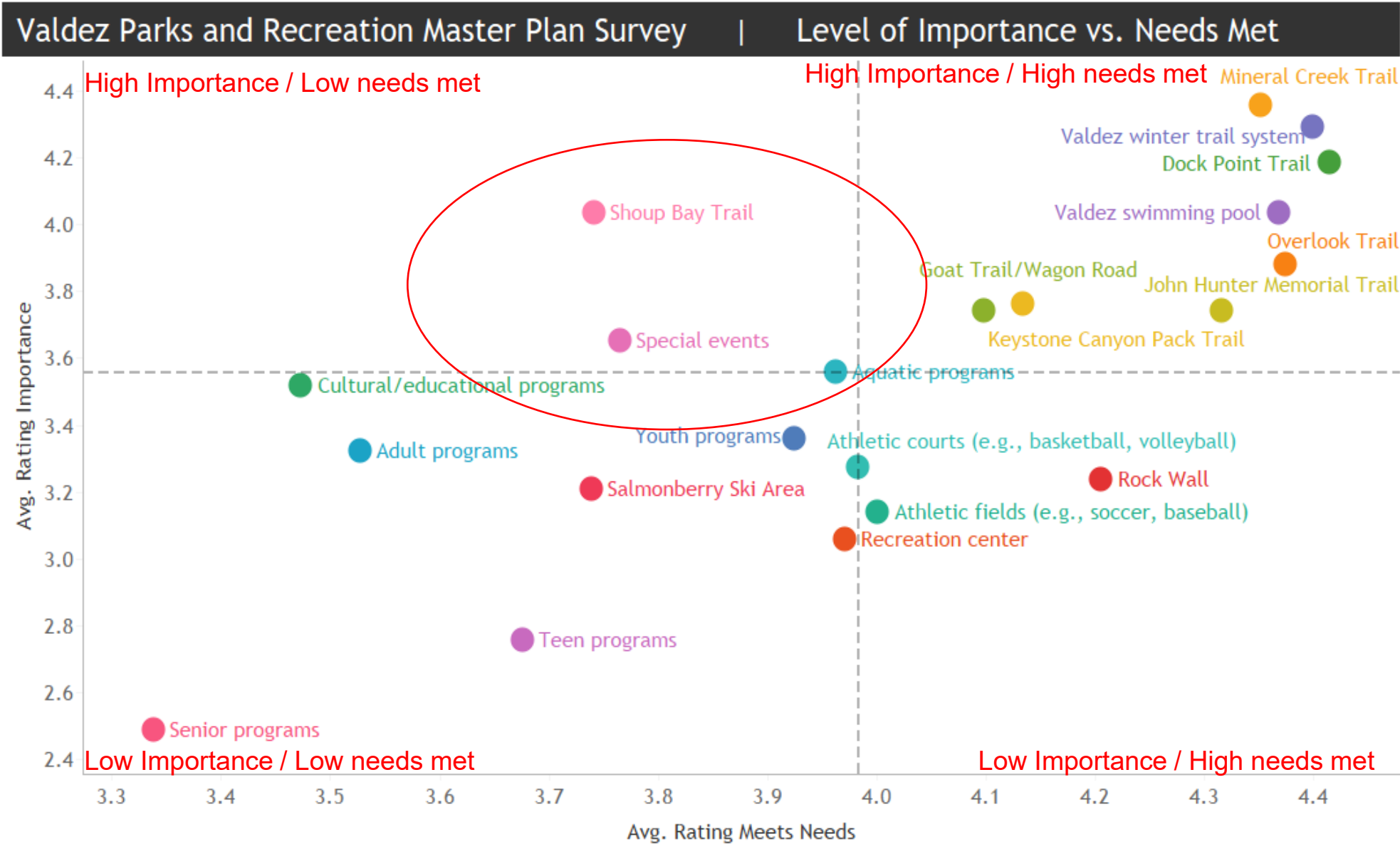


Facility / Program Needs Met – Bottom of the list

The following slide contains facilities/programs that are more moderately meeting the needs of the community. Although programs received low importance, they are still bottom of the list for needs met too. The Recreation Center (4.0) is also lower than most other facilities. However, respondents are generally more neutral on these facilities than they are negative. They may just be lower importance to most households.



Facility / Program Importance / Performance Matrix – Invite

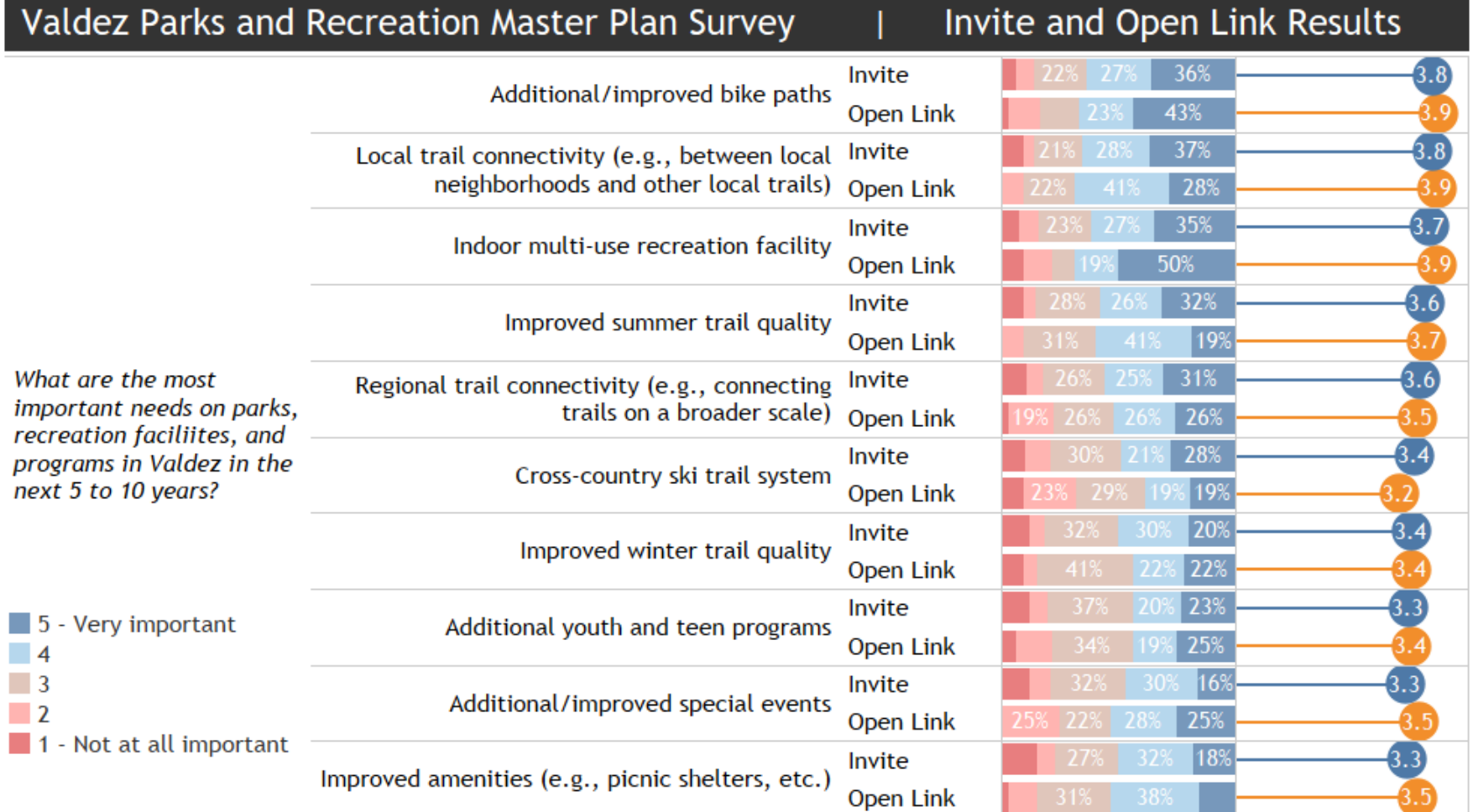


Future Needs and Priorities



Future Needs – Top of List

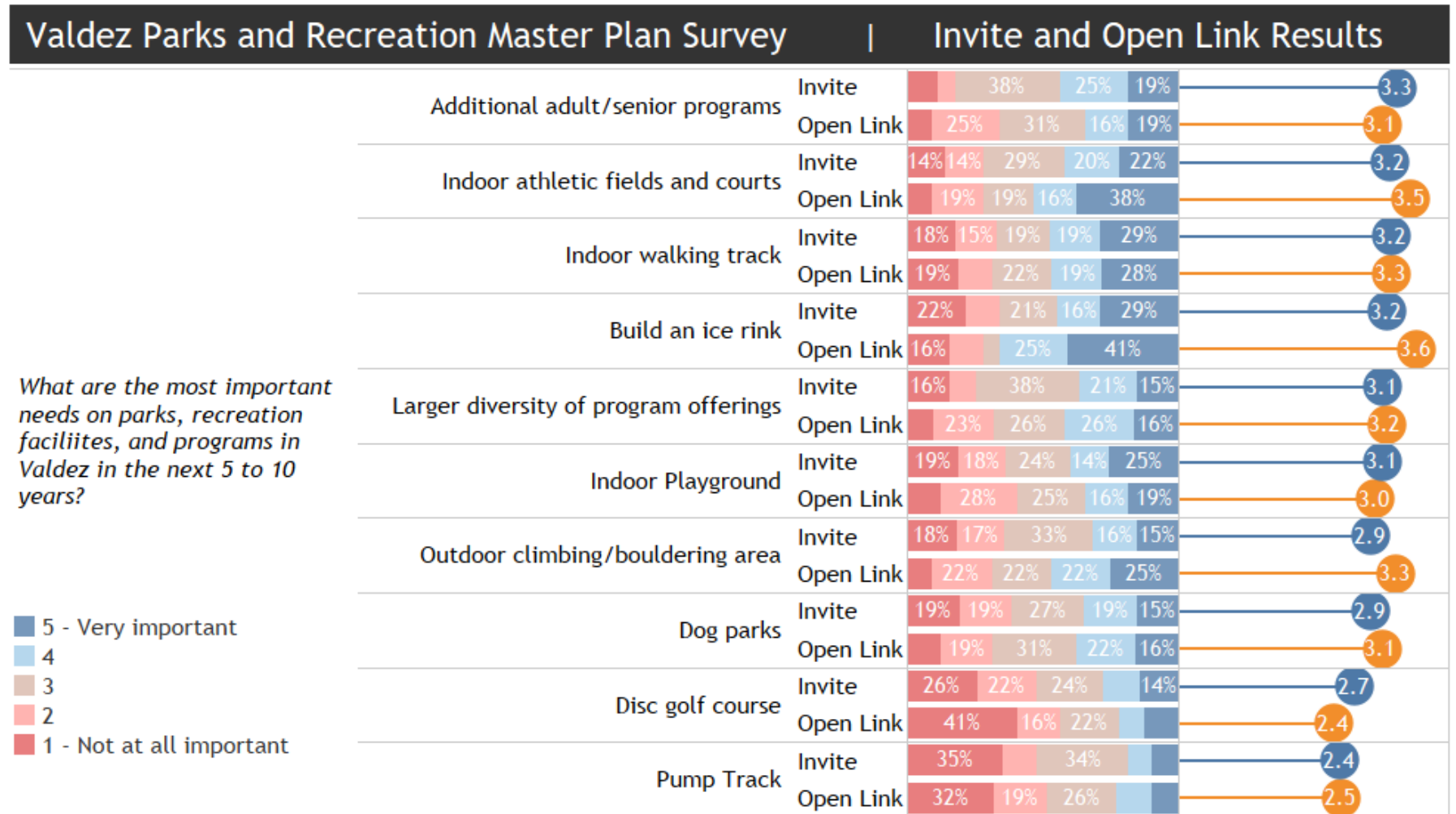
When asked to rate the future priorities of Valdez, invite and open link respondents generally agree on the overall rankings. The top of the list includes additional/improved bike paths (3.8 invite), local trail connectivity (3.8), indoor multi-use recreation facility (3.8), improved summer trail quality (3.6), and regional trail connectivity (3.6). A second tier of importance includes cross-country ski trail system (3.4) and improved winter trail quality (3.4).



5 - Very important
 4
 3
 2
 1 - Not at all important

Future Needs – Bottom of List

The least important needs for the future include a pump track (2.4), disc golf course (2.7), dog parks (2.9), and an outdoor climbing/bouldering area (2.9). While these do have much lower importance compared to other needs, they likely have a smaller userbase. Furthermore, more niche facilities do still have passionate users, but it may not appeal to as wide of a demographic.



Balancing for the Future

When prioritized to the top two needs, an indoor multi-use recreation facility (21%) and improved summer trail quality (21%) are the top two priorities for invite respondents. Furthermore, building an ice rink (18%), local trail connectivity (17%), and an indoor walking track (17%) followed in priority.

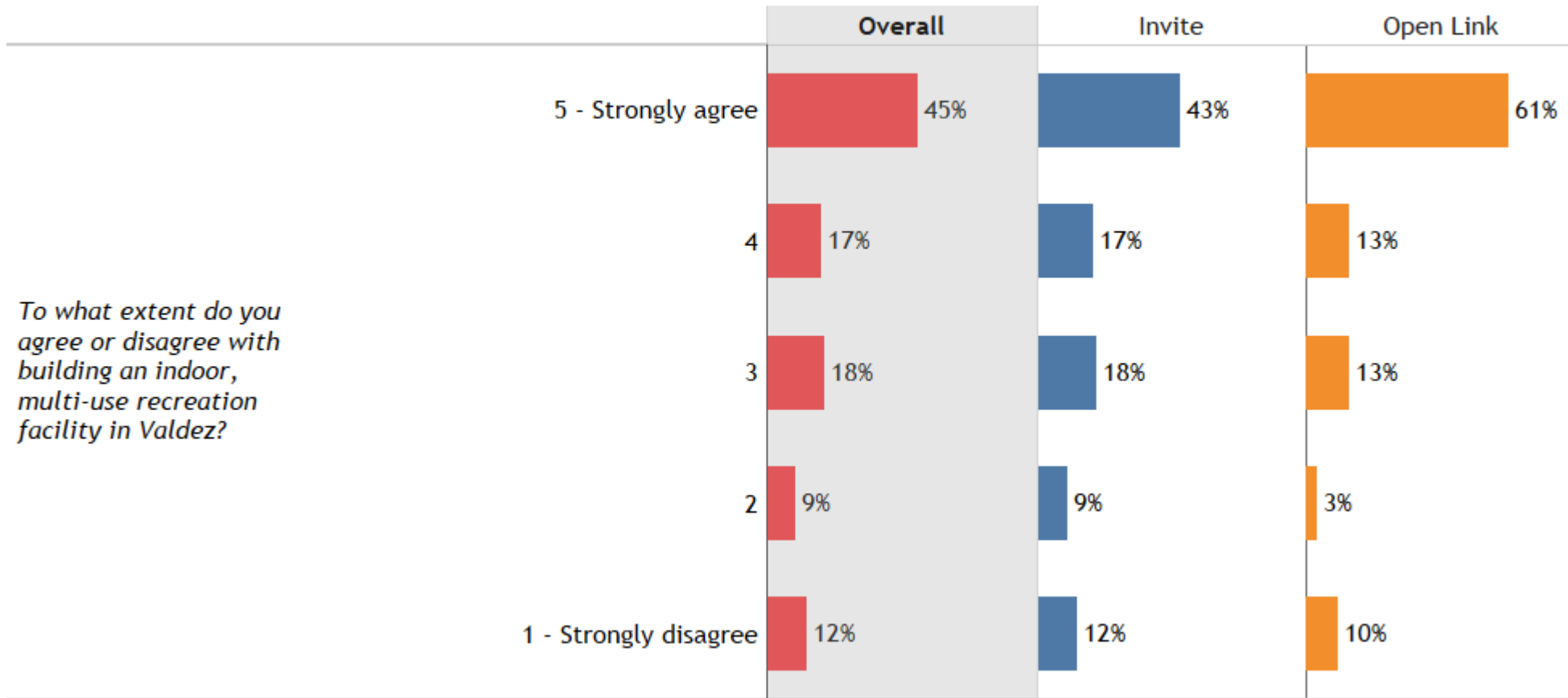
Valdez Parks and Recreation Master Plan Survey					Invite and Open Link Results					
		Overall			Invite			Open Link		
Top 2 Priorities	Indoor multi-use recreation facility	11%	12%	23%	10%	11%	21%	19%	17%	36%
	Improved summer trail quality	11%	7%	18%	13%	8%	21%			
	Build an ice rink	10%	10%	20%	8%	9%	18%	26%	10%	36%
	Local trail connectivity	7%	9%	16%	8%	9%	17%	13%	13%	
	Indoor walking track	10%	6%	16%	11%	6%	17%	6%	7%	13%
	Other	9%	6%	14%	8%	7%	15%	13%	13%	
	Indoor Playground	7%	6%	13%	8%	6%	14%	7%	10%	
	Regional trail connectivity	7%	5%	13%	7%		12%	13%	7%	20%
	Additional/improved bike paths		5%	11%			10%	10%	7%	16%
	Improved amenities (e.g., picnic shelters, etc.)			8%			10%			
	Indoor athletic fields and courts			7%			7%			7%
	Cross-country ski trail system			7%			8%			
	Additional adult/senior programs			5%			6%			
	Additional youth and teen programs			5%			5%			7%
	Disc golf course			5%			5%	3%	3%	
	Improved winter trail quality			5%			5%			
	Dog parks			5%			5%			
	Additional/improved special events			2%			1%	7%	7%	
	Larger diversity of program offerings			2%			2%	3%	3%	
	Outdoor climbing/bouldering area			2%			1%	10%	10%	
	Pump Track			2%			1%			7%

■ First Rank
■ Second Rank

Indoor Facility Importance

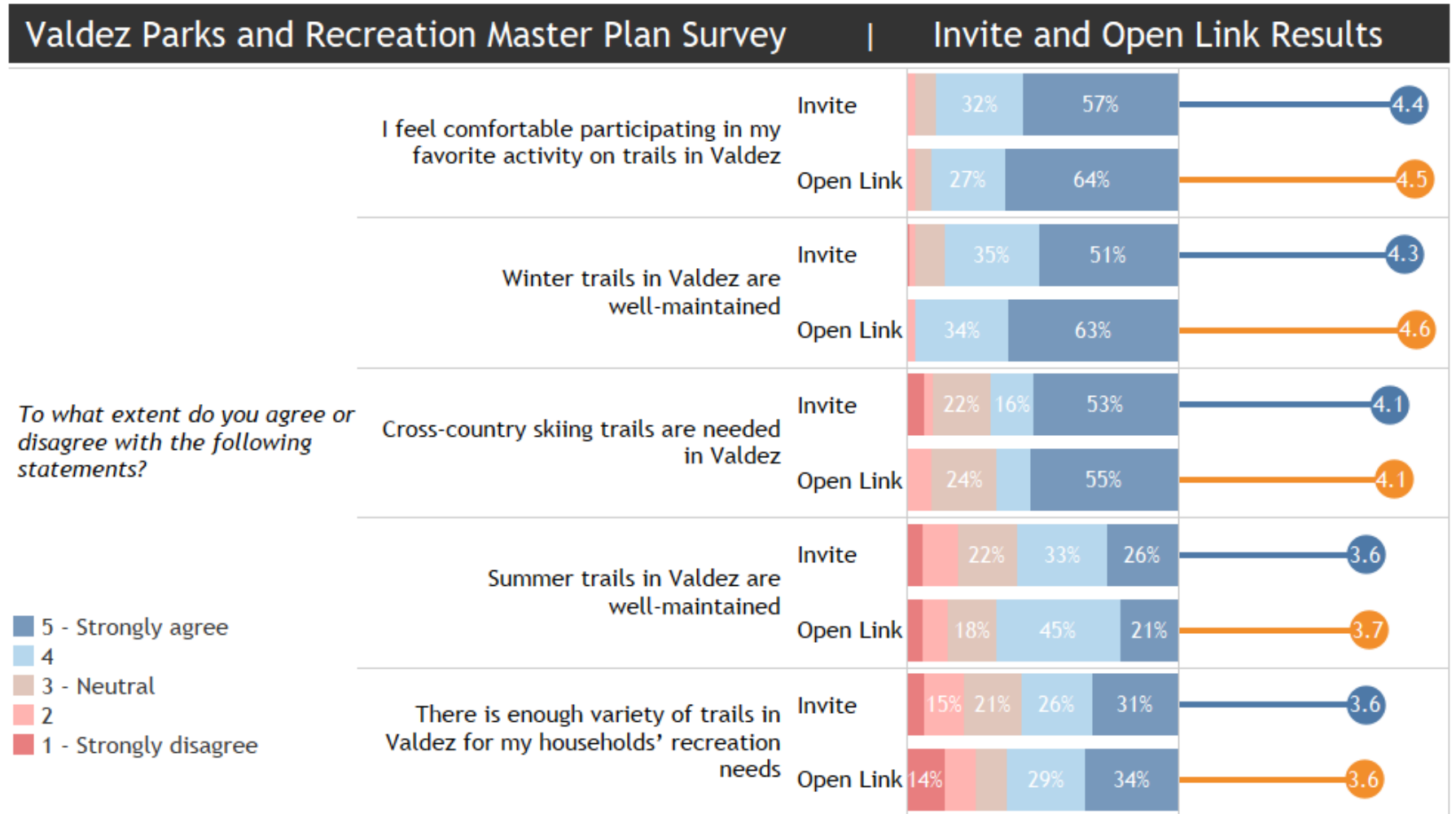
Respondents were asked about the need to build an indoor, multi-use facility in Valdez. Invite respondents were quite favorable with 43% saying they “strongly agreed” and an additional 17% rating it as 4 out of 5. Only 21% of invite respondents did not agree about building a facility. Thus, there appears to be support for an indoor facility among many in Valdez.

Valdez Parks and Recreation Master Plan Survey | Invite and Open Link Results



Trail Statements

Several statements were developed based on trails in Valdez and were rated on agreement by respondents. As displayed, most respondents feel comfortable participating on trails in Valdez (4.4), feel winter trails are well maintained (4.3), and believe cross-country ski trails are needed. A more mixed opinion was found on two statements related to summer trail maintenance and variety of trails (3.6 each).



5 - Strongly agree
4
3 - Neutral
2
1 - Strongly disagree

Suggestions about Trails In Valdez

Below is a word cloud and examples of suggestions on trail improvements found through open-ended comments in Valdez. Shoup Bay Trail received a variety of comments about needing improvement along with comments referencing summer trail maintenance. These comments align with several of the quantitative ratings too. A full listing of comments are provided in the appendix document.

More summer trail maintenance! This would provide some part time jobs to locals as well for trail maintenance! It is much needed on the Shoup Bay Trail and goat/pack trails!

More multi-use trails, specifically loop trails. Trails that offer scenic view points and or scenic ends (lake, rivers, peak summits, etc.) Bear proof trash bins and restrooms at trail heads.

Better summer maintenance of Shoup Bay Trail (all others are great!). Is Shoup Bay City run or maintained by another organization? Longer/more bike paths

Connect trails, open longer trails. Everything in Valdez takes about an hour to walk. Better signage for winter trails explaining multi use and trail etiquette for example do not snowshoe or walk over freshly made ski track and many more.

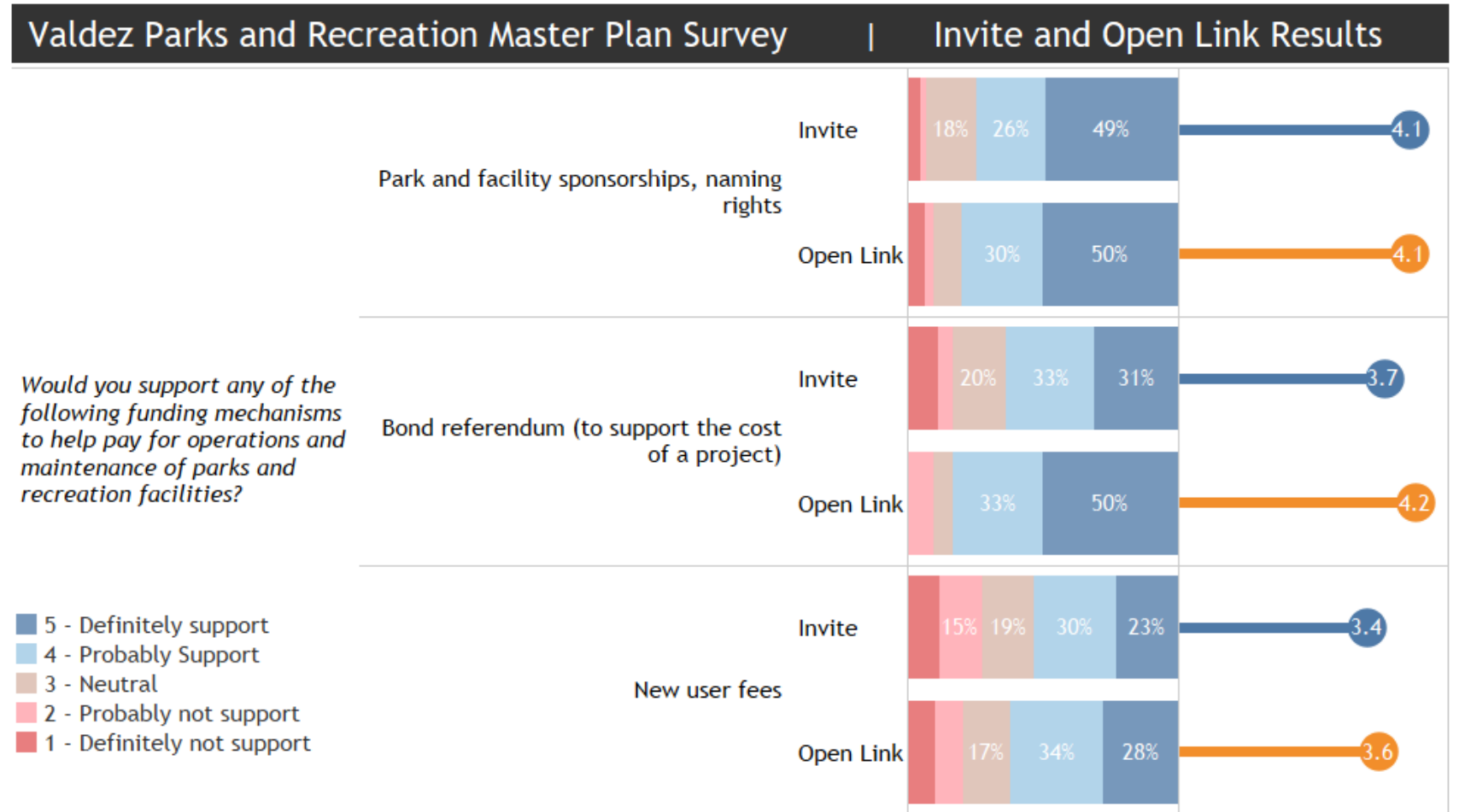


Financial Choices and Vision



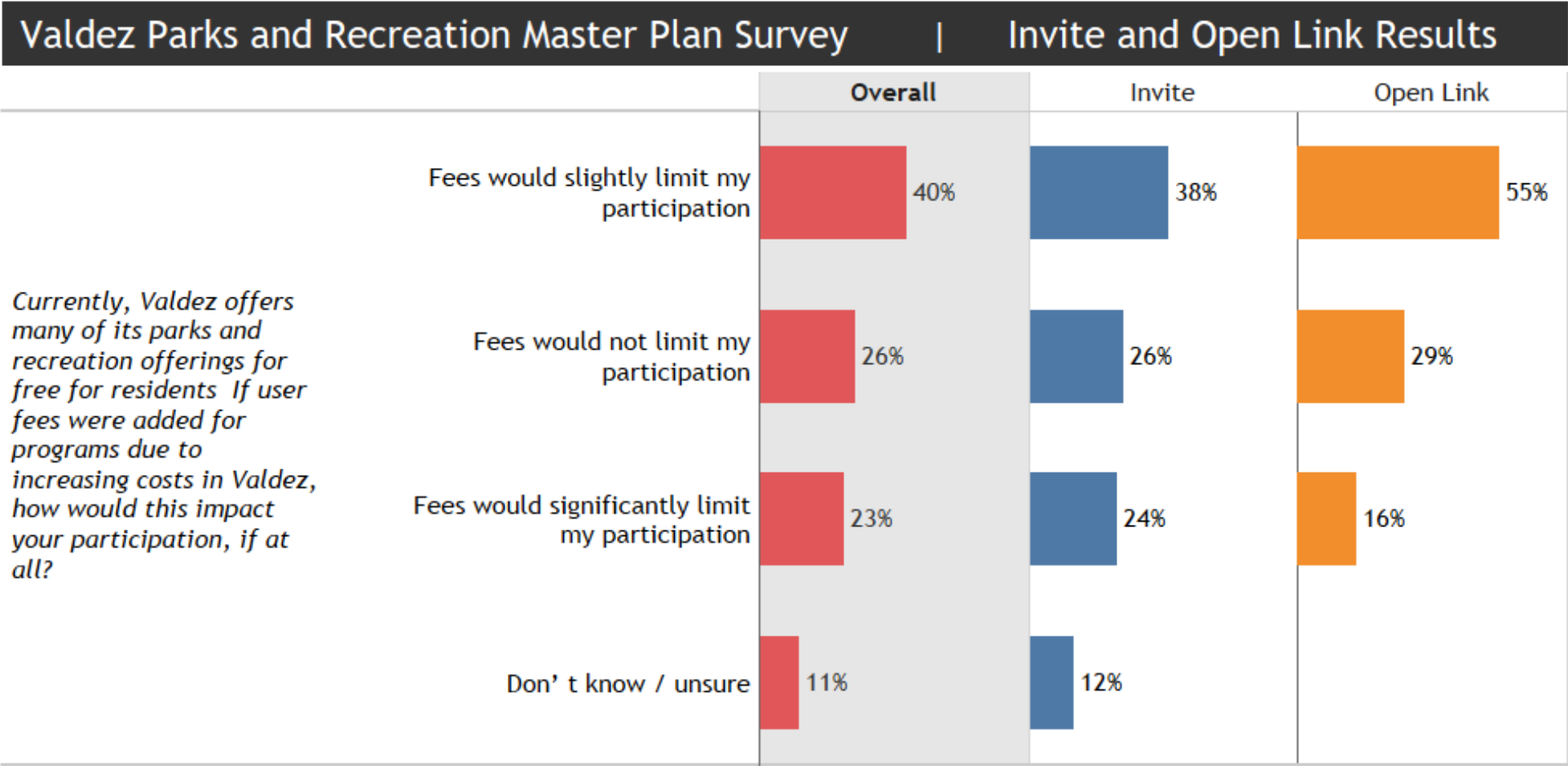
Funding Mechanisms

Funding is an essential topic to improve parks and recreation services. Respondents were most supportive of park and facility sponsorships/naming rights (75% probably or definitely support), but most respondents would possibly support a bond referendum too (64% probably or definitely support). New user fees do have over 50% support, but responses are more negative than the other two mechanisms.



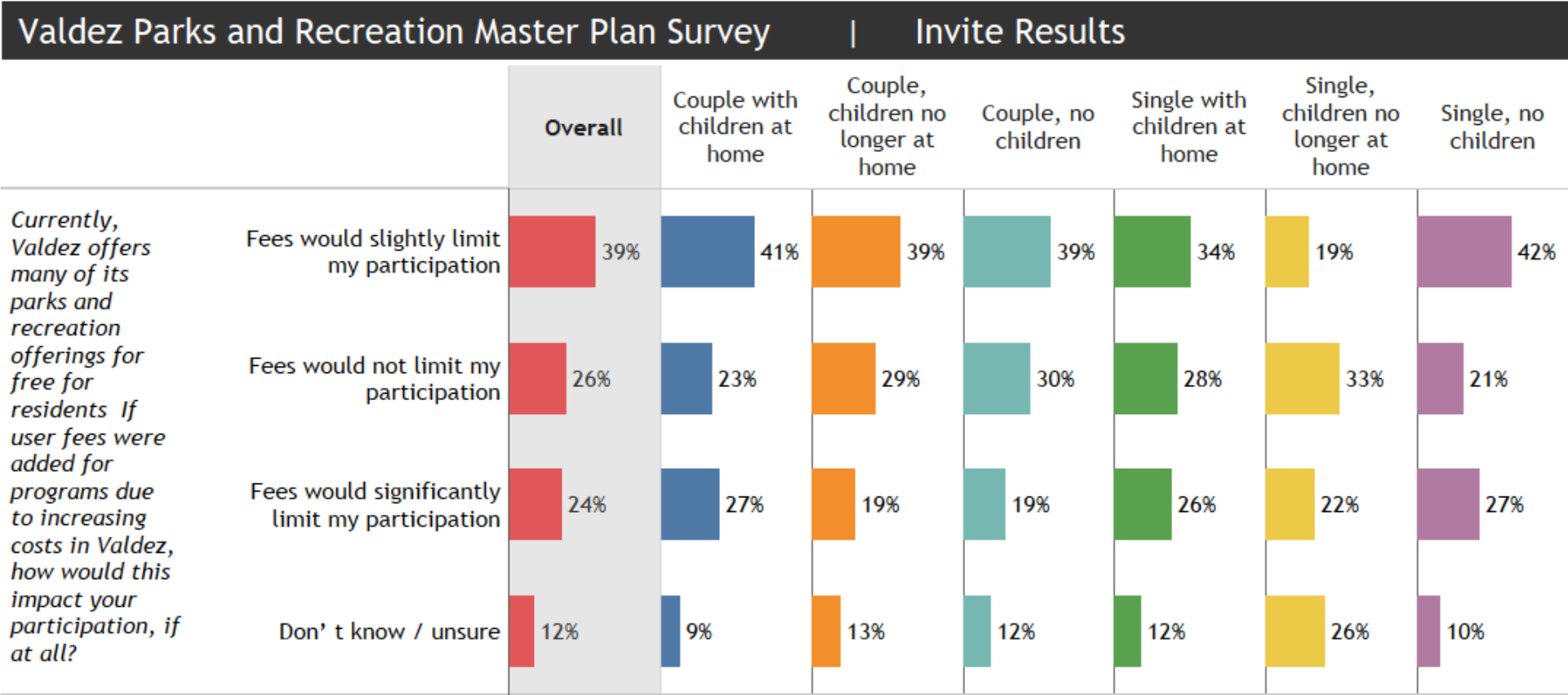
Fee Increase Impacts

If fees were added to programs due to increasing costs, approximately 62% of respondents would have their participation either slightly or significantly limited. Only 26% of invite respondents said that it would not limit their participation. About 12% of invite respondents are unsure how it would impact their participation right now.



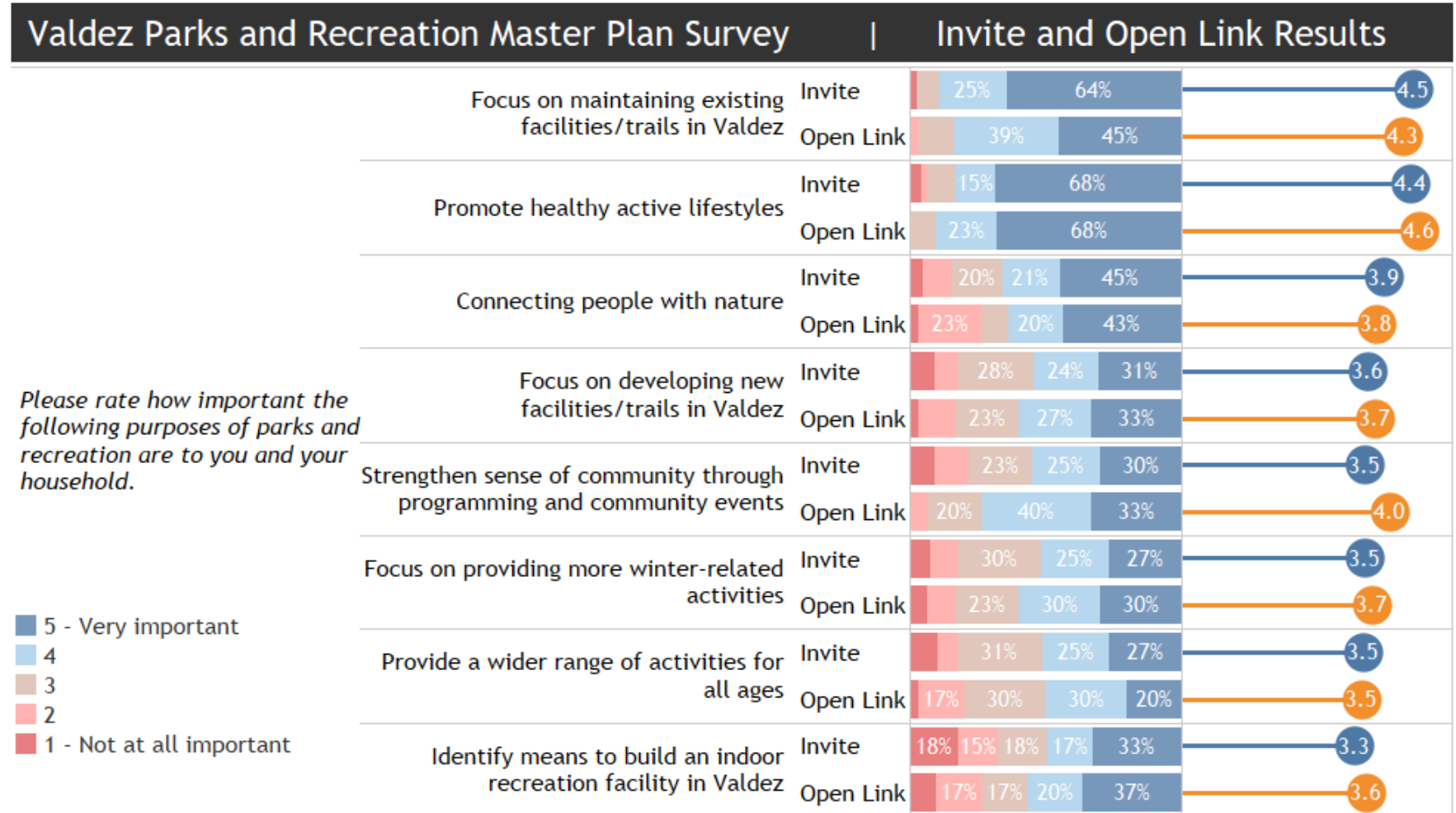
Fee Increase Impacts – By Household Status (Invite)

By household status, couples with children at home would see the most impact on their participation (68% would be impacted). Most household types would be impacted more than they would not be impacted. The lower group in terms of impact are those who are single with grown children. It's important to consider which groups would be most impacted when changing fee structures among activities/specific facilities.



Visions for the Future

The primary purposes respondents see currently revolve around maintaining existing facilities/trails in Valdez (4.5) and continuing to promote healthy active lifestyles (4.4). These are the two most important purposes that parks and recreation can serve for the near future. Connecting people with nature (3.9) is third on the list. Surprisingly, identifying means to build an indoor recreation facility received more mixed responses on this list.



Community Comments



Additional Comments

Additional comments provided by respondents give praise to Valdez, highlight needs for improvement, and reference an indoor facility, among more topics. Below is a sample of a few comments with a full listing in the appendix document.

I really appreciate the winter trail maintenance. Skiing during my lunch break is part of such an incredible quality of life in Valdez. Can't wait for Meals Hill improvements

We absolutely NEED an indoor place for small children to run around/expend energy in, The 1-6 year age range (especially 1-3) is very limited.

We love Valdez and all of the programs/events that are offered here. It really is a special town.

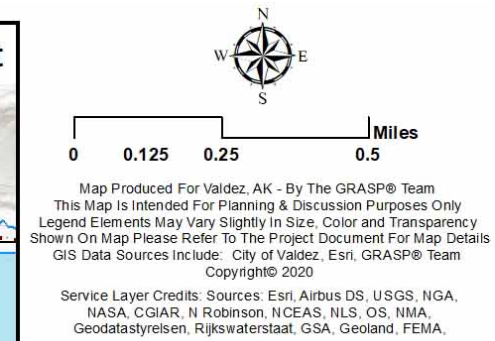
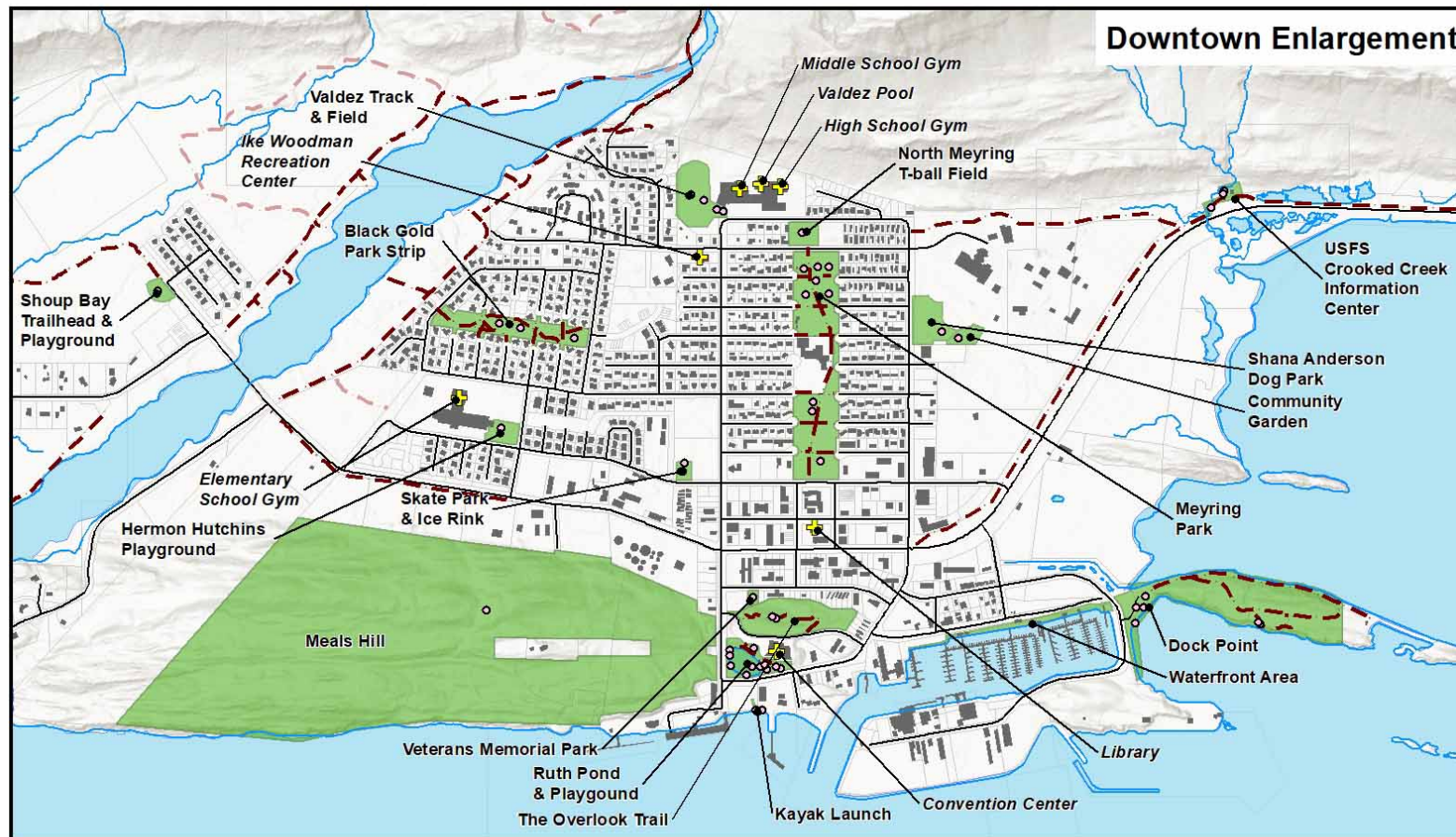
Multi-use facility and ice rink have been fought for all 25 years I've lived here. Good luck!

As sports and activities change with the times, the more versatile the new buildings and programs can be the better.

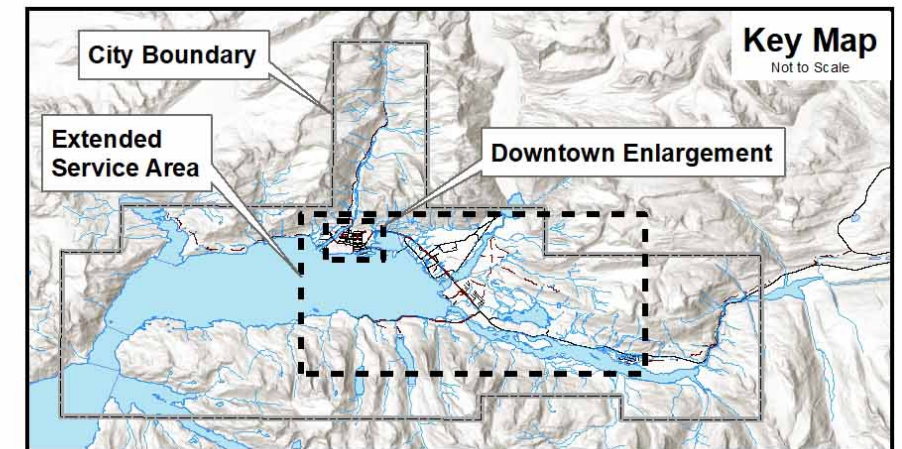
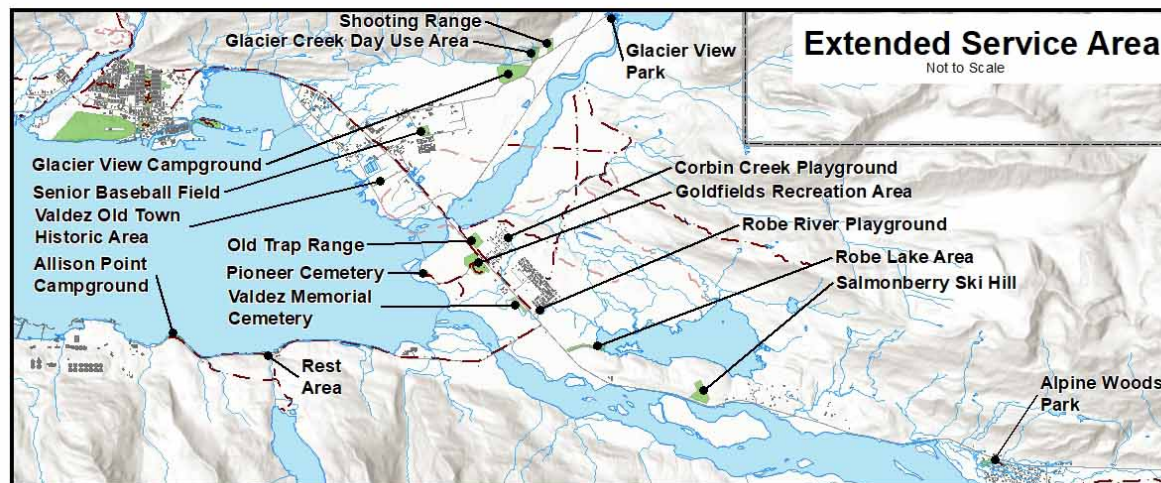




Inventory & Level of Service

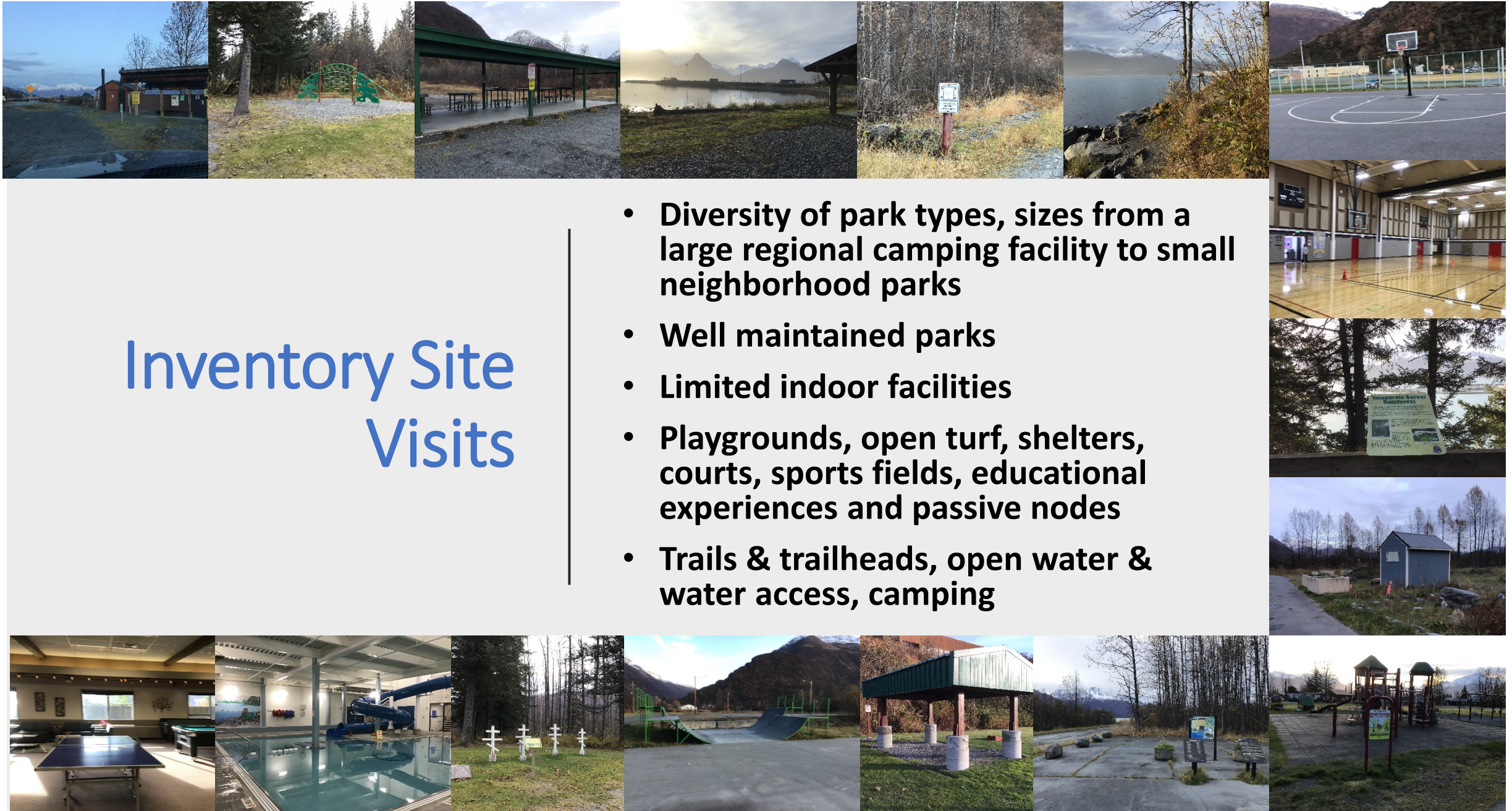


The Valdez System

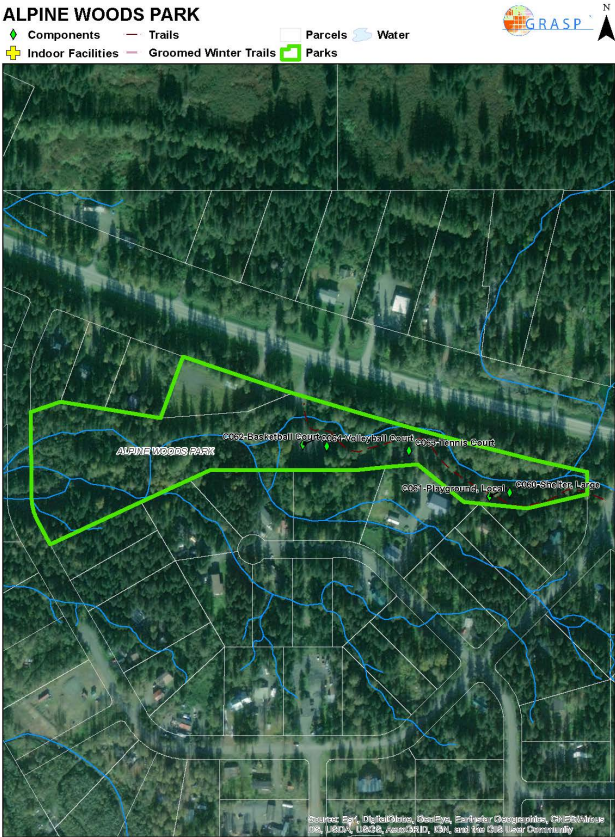


Inventory Site Visits

- Diversity of park types, sizes from a large regional camping facility to small neighborhood parks
- Well maintained parks
- Limited indoor facilities
- Playgrounds, open turf, shelters, courts, sports fields, educational experiences and passive nodes
- Trails & trailheads, open water & water access, camping



Mapping Location and Quality of Components



ALPINE WOODS PARK

Initial Inventory Date: 10/17/2019			
30.8 Total Neighborhood GRASP® Score	30.8 Total Community GRASP® Score	Approximate Park Acreage:	11.0
		Owner	Valdez

Drinking Fountains	0	Shade	2	Design and Ambiance 2
Seating	2	Trail Connection	0	
BBQ Grills	0	Park Access	2	
Dog Pick-Up Station	0	Parking	2	
Security Lighting	0	Seasonal Plantings	0	
Bike Parking	0	Ornamental Plantings	0	
Restrooms	0	Picnic Tables	2	

General Comments

Components with Score

MAPID	Component	Quantity	Lights	Neighborhood Score	Community Score	Comments
L44	PARCEL	1		2	2	
C118	Trailhead	1		2	2	Trailhead is actually just beyond the park entrance off of the map view. Provides inverted access
C064	Volleyball Court	1		2	2	
C063	Tennis Court	1		2	2	
C062	Basketball Court	1		2	2	
C061	Playground, Local	1		2	2	Recently replaced
C060	Shelter, Large	1		2	2	

Sort for things such as basketball courts, high or low scoring components



Park or Location	Component	GIS ID	Quantity	GRASP®	
				Score	Comments
ALPINE WOODS PARK	Basketball Court	C062	1	2	
MEYRING PARK	Basketball Court	C087	2	3	Nice surface
VALDEZ TRACK AND FIELD	Basketball Court	C109	1	2	
ROBE RIVER PLAYGROUND	Basketball, Practice	C129	1	1	Surface worn and needs paint
SENIOR BASEBALL FIELD	Basketball, Practice	C134	1	2	Surface is in decent shape

Park/Facility Rank



GRASP®		GRASP®	
LOCATION	Score/Rank	LOCATION	Score/Rank
GLACIER VIEW CAMPGROUND	486.2	SENIOR BASEBALL FIELD	11
ALLISON POINT CAMPGROUND	81.4	COMMUNITY GARDEN	8.8
MEYRING PARK	69.6	CORBIN CREEK PLAYGROUND	8.8
DOCK POINT	64.8	GLACIER CREEK DAY USE AREA	8.8
RUTH POND AND PLAYGROUND	55.2	PIONEER CEMETERY	8.8
GOLDFIELDS RECREATION AREA	48	SALMONBERRY SKI HILL	8.8
HIGHWAY ACCESS	37.4	SHANA ANDERSON DOG PARK	8.8
ALPINE WOODS PARK	30.8	VALDEZ MEMORIAL CEMETERY	8.8
THE OVERLOOK TRAIL	23.1	VALDEZ OLD TOWN HISTORIC AREA	8.8
USFS CROOKED CREEK INFORMATION CENTER	19.2	ALLISON POINT CAMPGROUND 37-40	7.7
REST AREA	17.6	BLACK GOLD PARK STRIP	6.6
GLACIER VIEW PARK	15.4	HERMON HUTCHINS PLAYGROUND	6
ROBE RIVER PLAYGROUND	14.4	MEALS HILL	5.5
KAYAK LAUNCH	13.2	WATERFRONT AREA	4.8
ROBE LAKE AREA	13.2	VETERANS MEMORIAL PARK	4.4
SHOUP BAY TRAILHEAD AND PLAYGROUND	13.2	SKATE PARK AND ICE RINK	3.3
ALLISON POINT CAMPGROUND 30-36	12.1	NORTH MEYRING T-BALL FIELD	3.3
ALLISON POINT CAMPGROUND 41-49	12.1	SHOOTING RANGE	3.3
VALDEZ TRACK AND FIELD	12.1	OLD TRAP RANGE	2.2

Top
10%
of all
parks

3

23,315
65
4
4
5
5

Components, Agencies, Parks

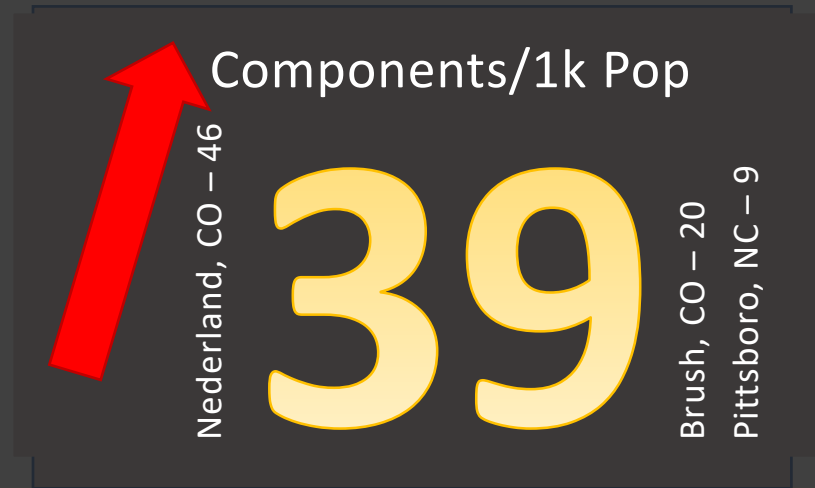
1

Top 10
of all
park
scores

Comparisons
(National Dataset)

GRASP[®] Benchmarking

(With comparable Population 3,074 to 5,699)

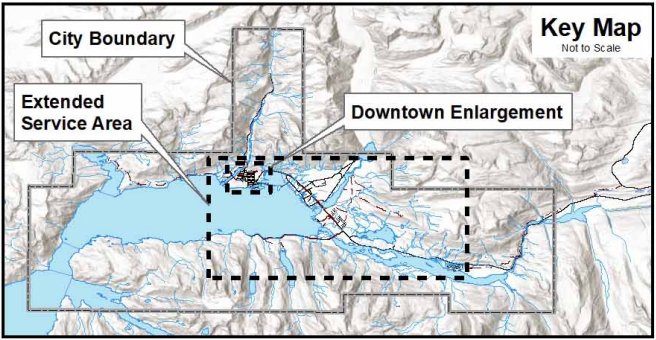
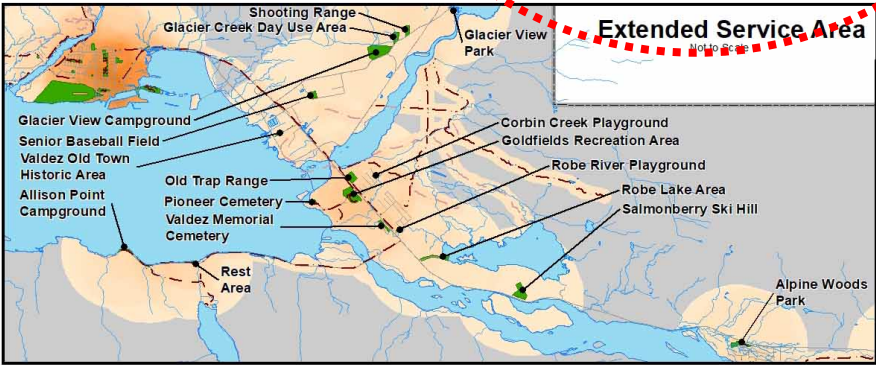
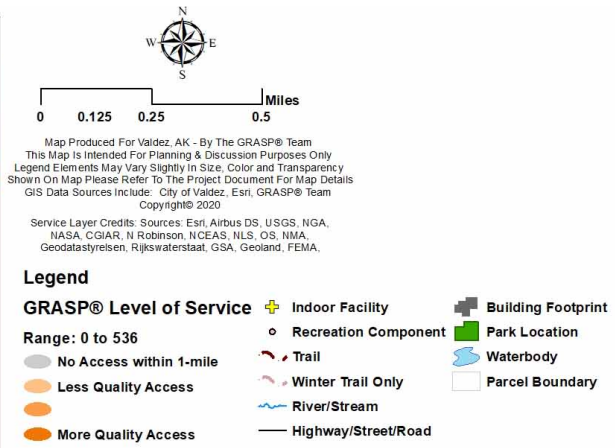
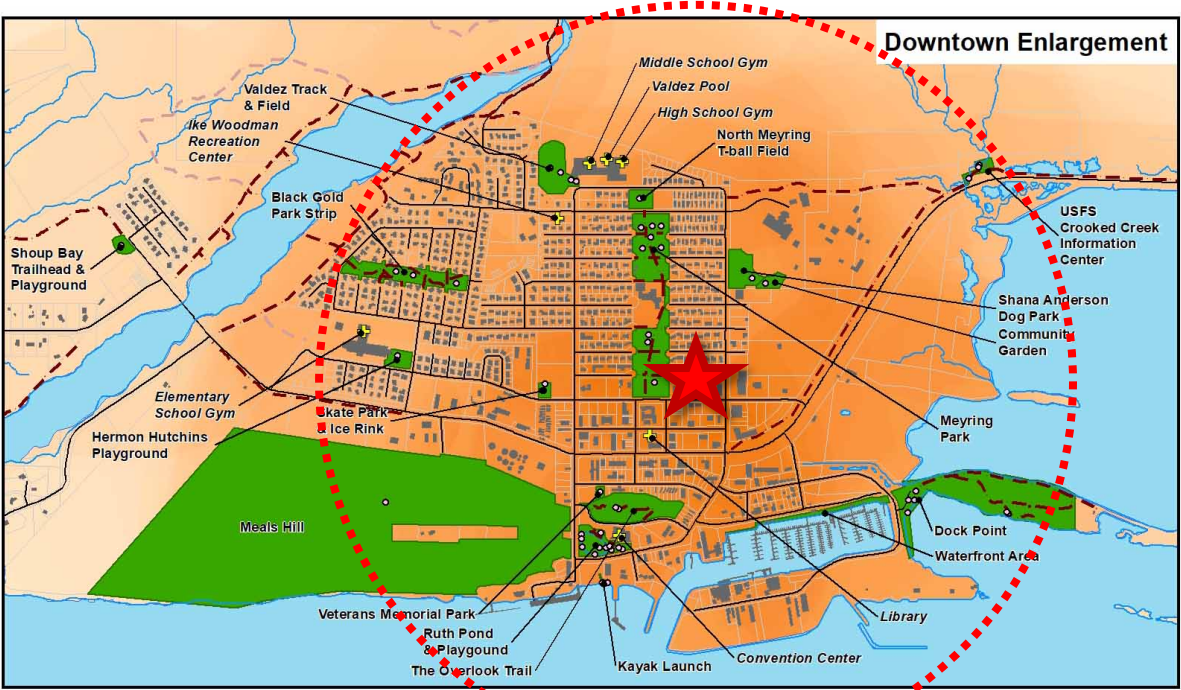


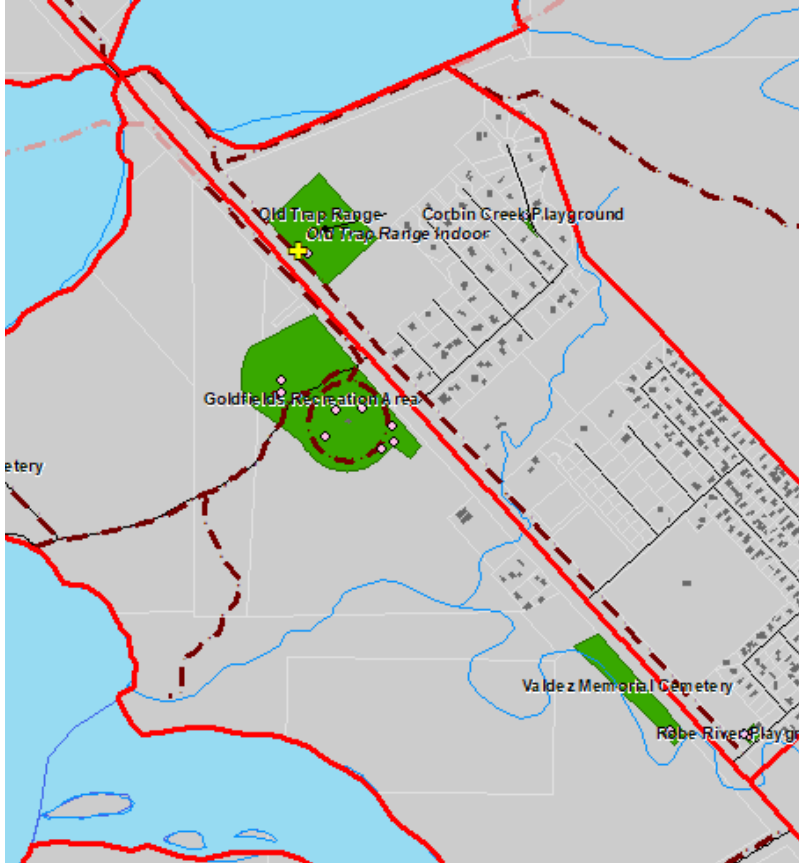
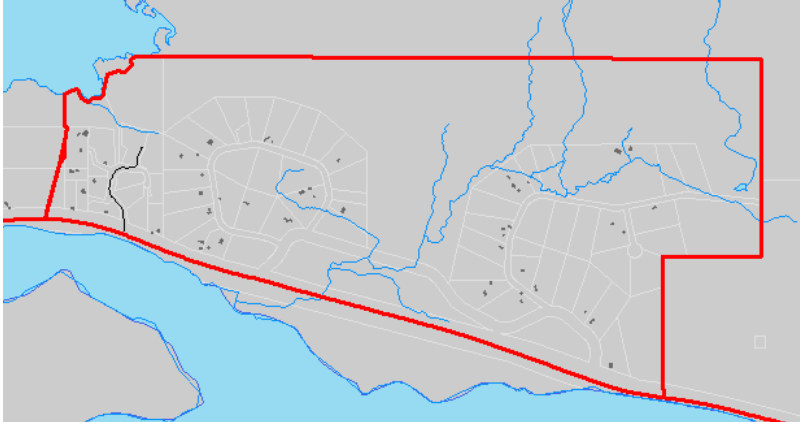
Valdez is near the top in total locations, parks per capita and component per capita but tending low in average score per location and components per location

GRASP®

Neighborhood

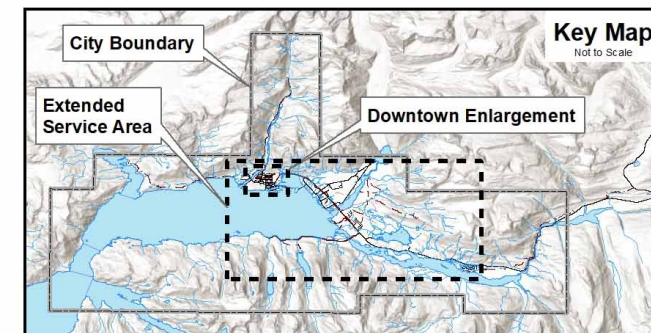
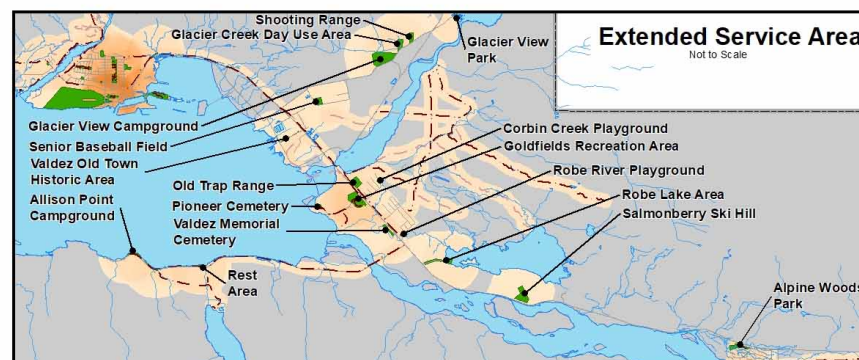
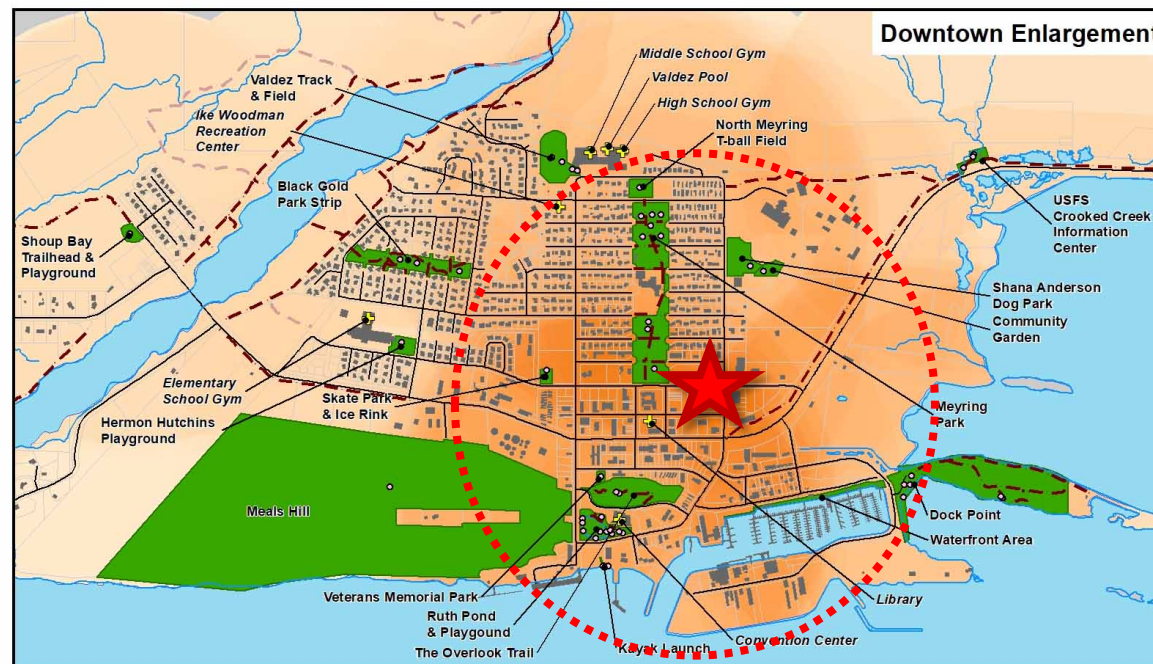
Access






Populated Areas & Walking Barriers

GRASP® Walkable Access

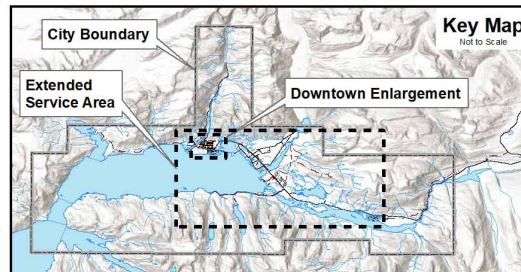
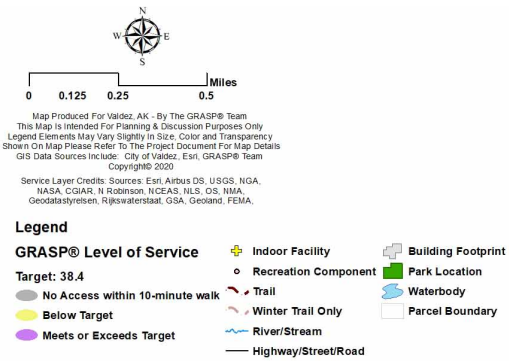
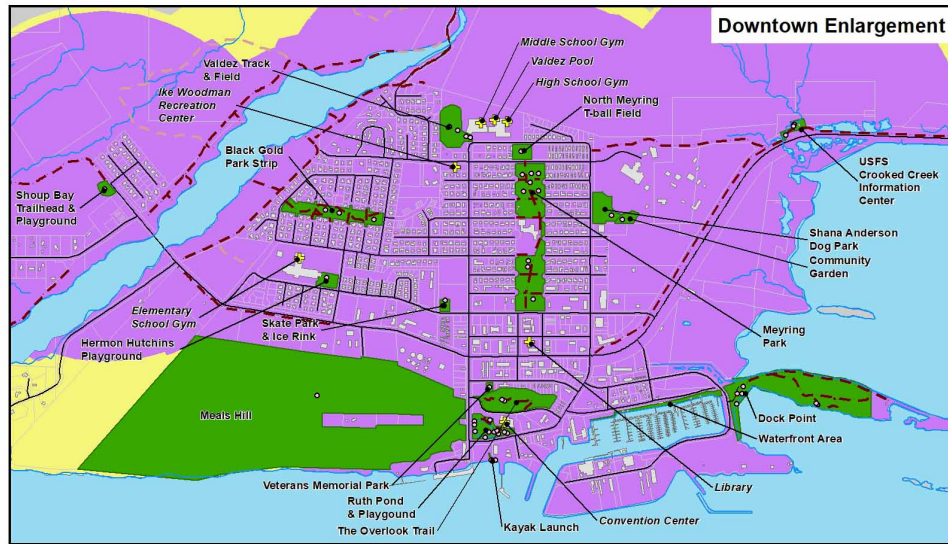




GRASP[®] Walkability

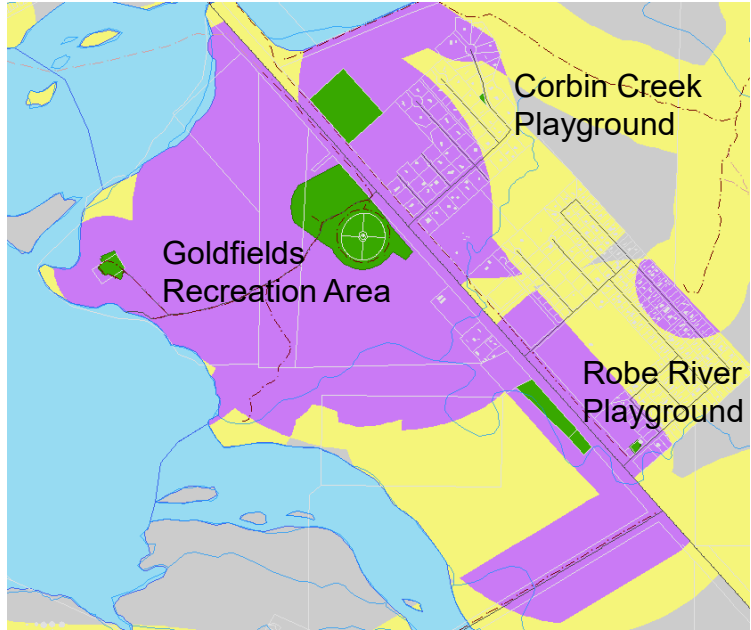
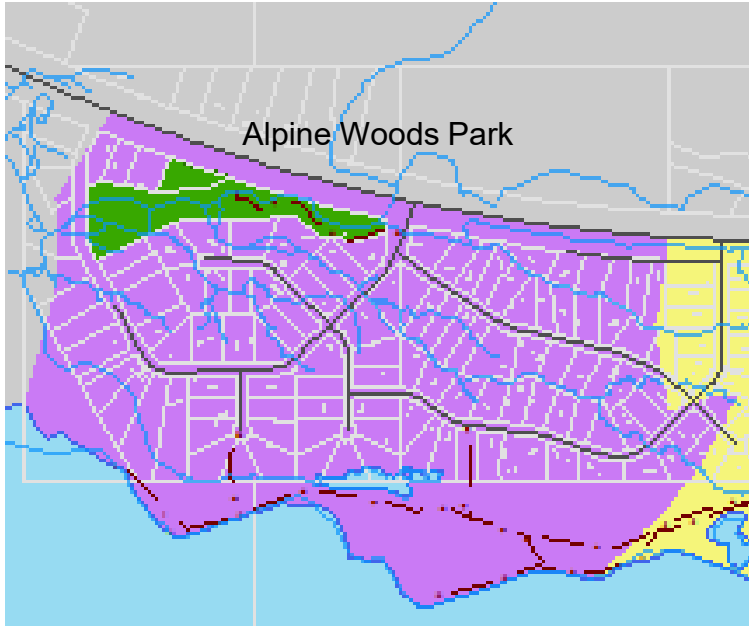
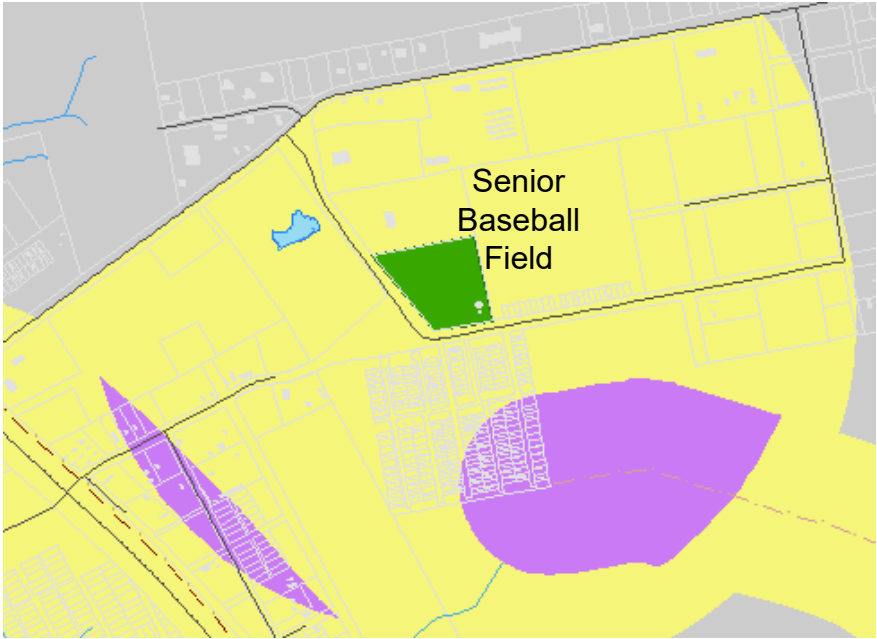
- *Target score = 3 unique components*
- *Example: A playground, shelter, and basketball*

	Basketball, Practice	Multi-Use Pad	Open Turf	Picnic Ground	Playground, Local	Shelter, All Sizes	Water Access, Developed	Water, Open	Total Components per Park	Unique Components per Park
Park or Location										
BLACK GOLD PARK STRIP		1	1		1				3	3
GLACIER VIEW PARK				1			1	1	3	3
ROBE RIVER PLAYGROUND	1				1	1			3	3
Totals:	1	1	1	1	2	1	1	1		
Percent of Locations with Component	33%	33%	33%	33%	67%	33%	33%	33%		



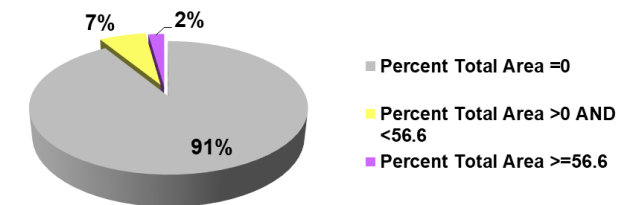
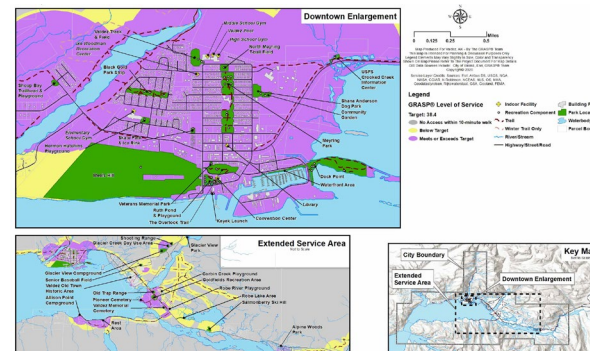
GRASP® Walkability

- Target score = 3 unique components
- Example: A playground, shelter, basketball



Walkable Areas

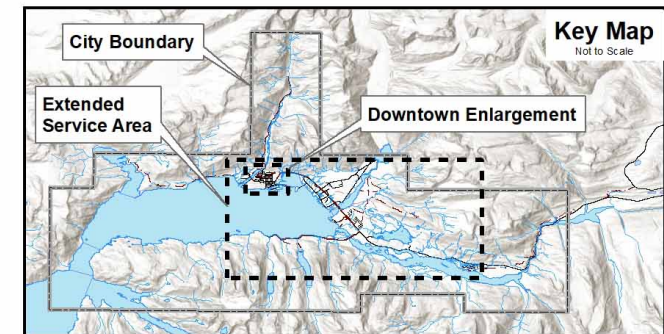
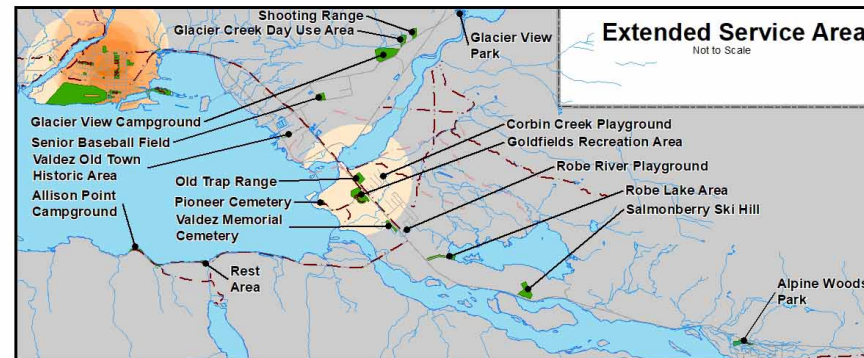
% of Population with Walkable Access to Outdoor Recreation



GRASP®
Indoor
Facility Rank

LOCATION	GRASP® Indoor Score/Rank
CONVENTION CENTER	24
VALDEZ POOL	21.6
IKE WOODMAN RECREATION CENTER	14.4
LIBRARY	14.4
MIDDLE SCHOOL GYM	7.2
ELEMENTARY SCHOOL GYM	6.6
HIGH SCHOOL GYM	3.6
OLD TRAP RANGE INDOOR	NA

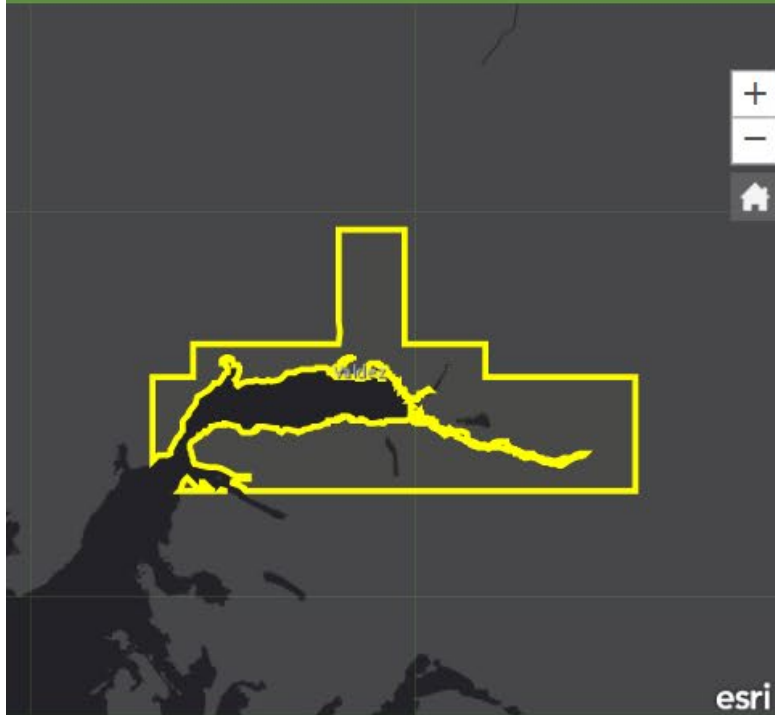
GRASP® Indoor Access



DEMOGRAPHIC PROFILE

Valdez City, AK

Geography: Place



EDUCATION



No High School Diploma



22%
High School Graduate



39%
Some College



37%
Bachelor's/Grad /Prof Degree

EMPLOYMENT



White Collar

49%



Blue Collar

28%



Services

23%

3.9%

Unemployment Rate

KEY FACTS

3,778

Population

38.0

Median Age

1,500

Households

\$56,364

Median Disposable Income

INCOME



\$68,504

Median Household Income



\$38,096

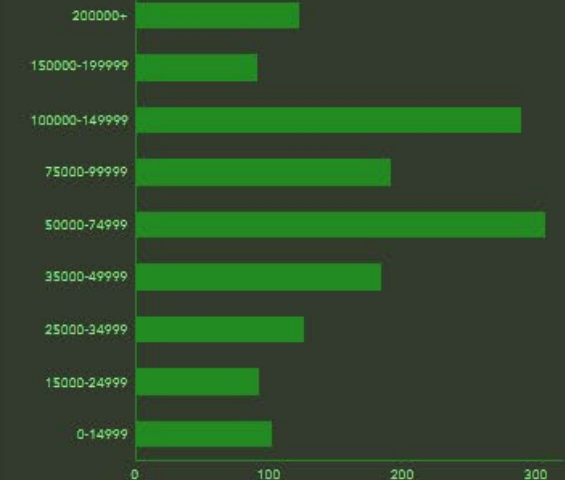
Per Capita Income



\$143,309

Median Net Worth

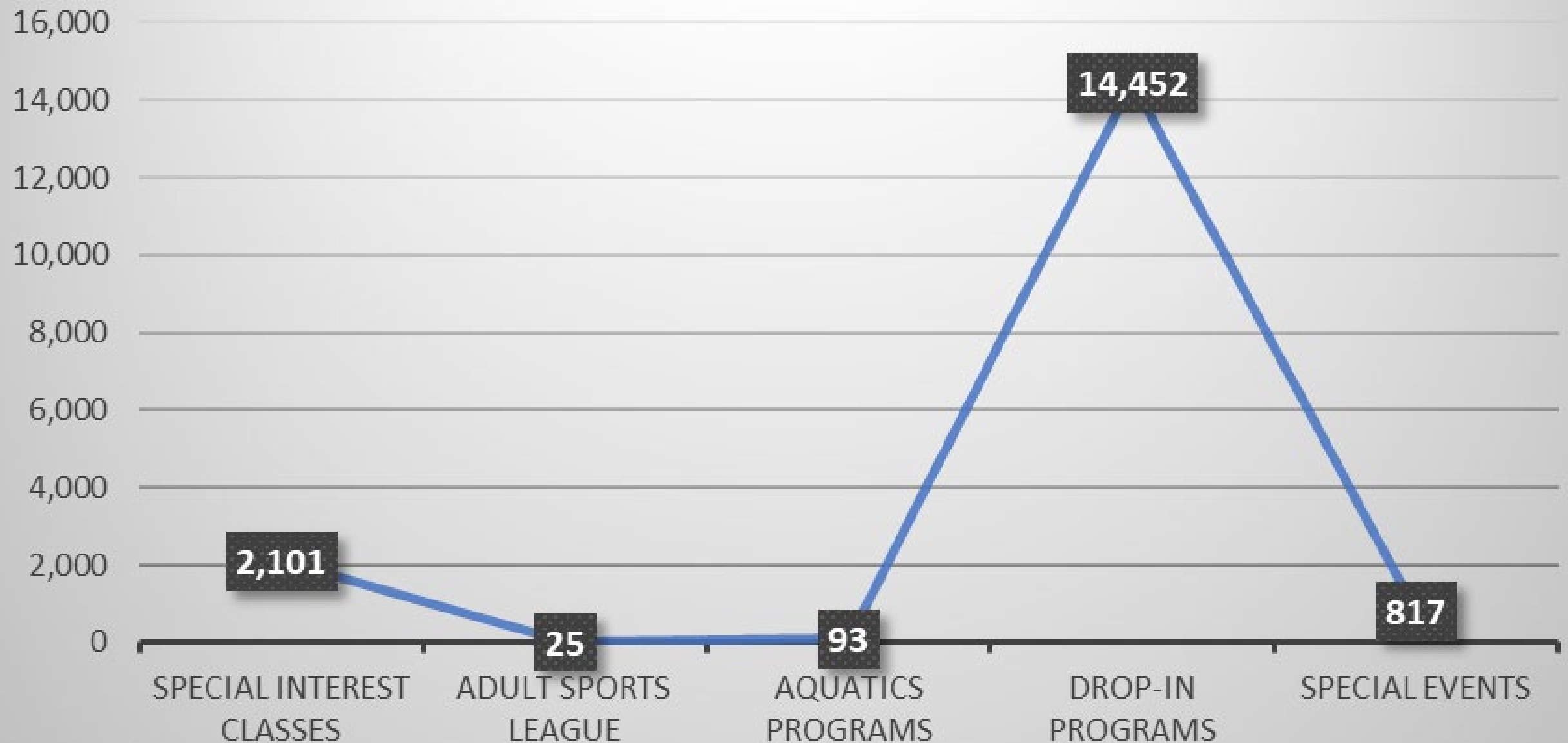
HOUSEHOLD INCOME (\$)



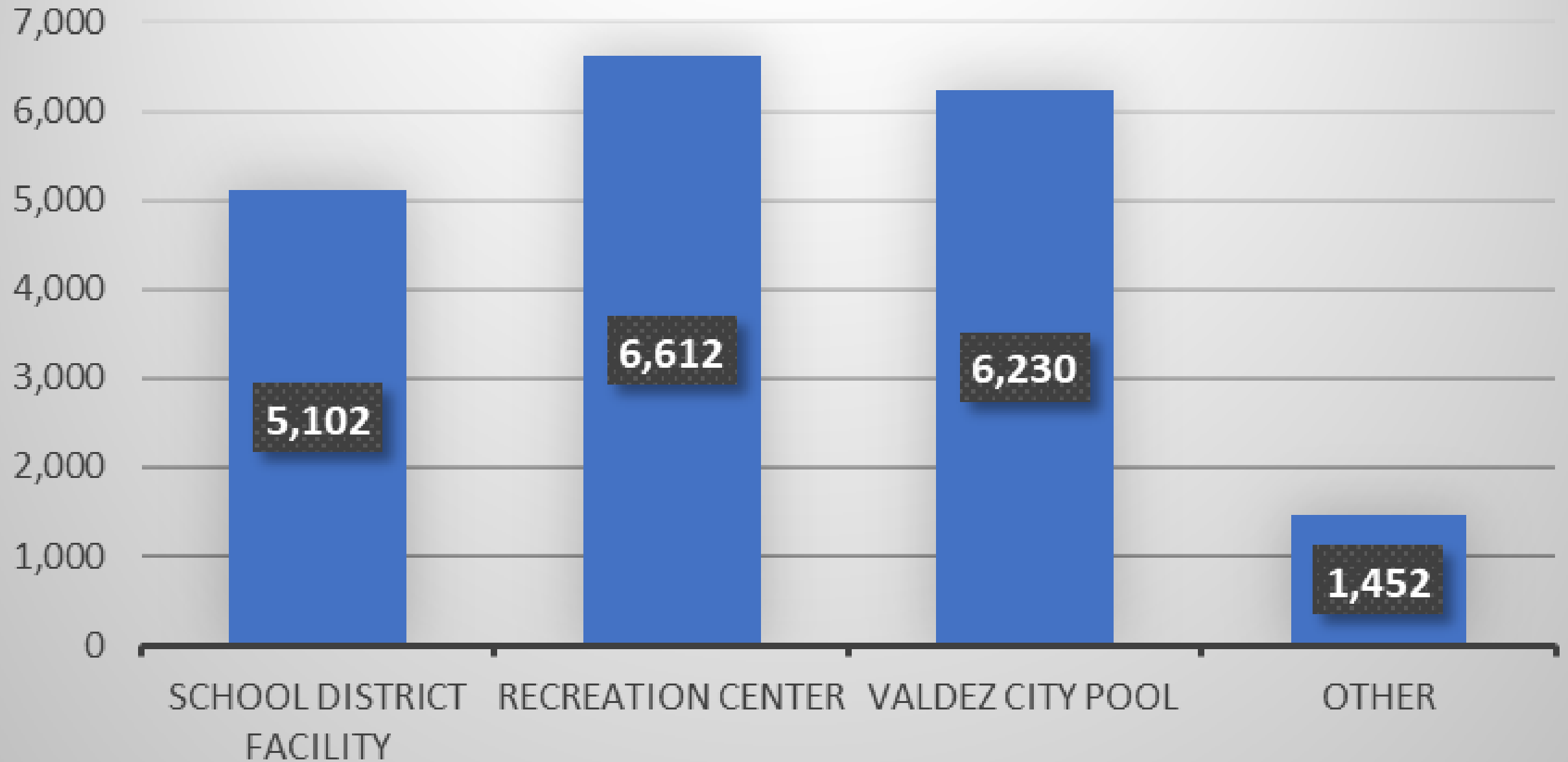
Program Analysis

Program Category	Program Type	Age Group
Special Interest Classes	Bike Maintenance Clinic	Youth
	Beginner Fencing	Teen
	Understanding Photography	Adult
	Music	Senior
Adult Sports League	Basketball	Adult Senior
Aquatics Programs	Swim Lessons	Youth
	Water Aerobics	Teen
		Adult
		Senior
Drop-in Programs	Swim	Youth
	Basketball	Teen
	Volleyball	Adult
		Senior
Special Events	Halloween Carnival	Youth
	Christmas Tree Lighting	Teen
	Gold Rush Sunday Funday	Adult
	4th of July Uncle Salmon 5k	Senior
	Beacon and Eggs	

Participation by Program Category



Number of Uses by Location



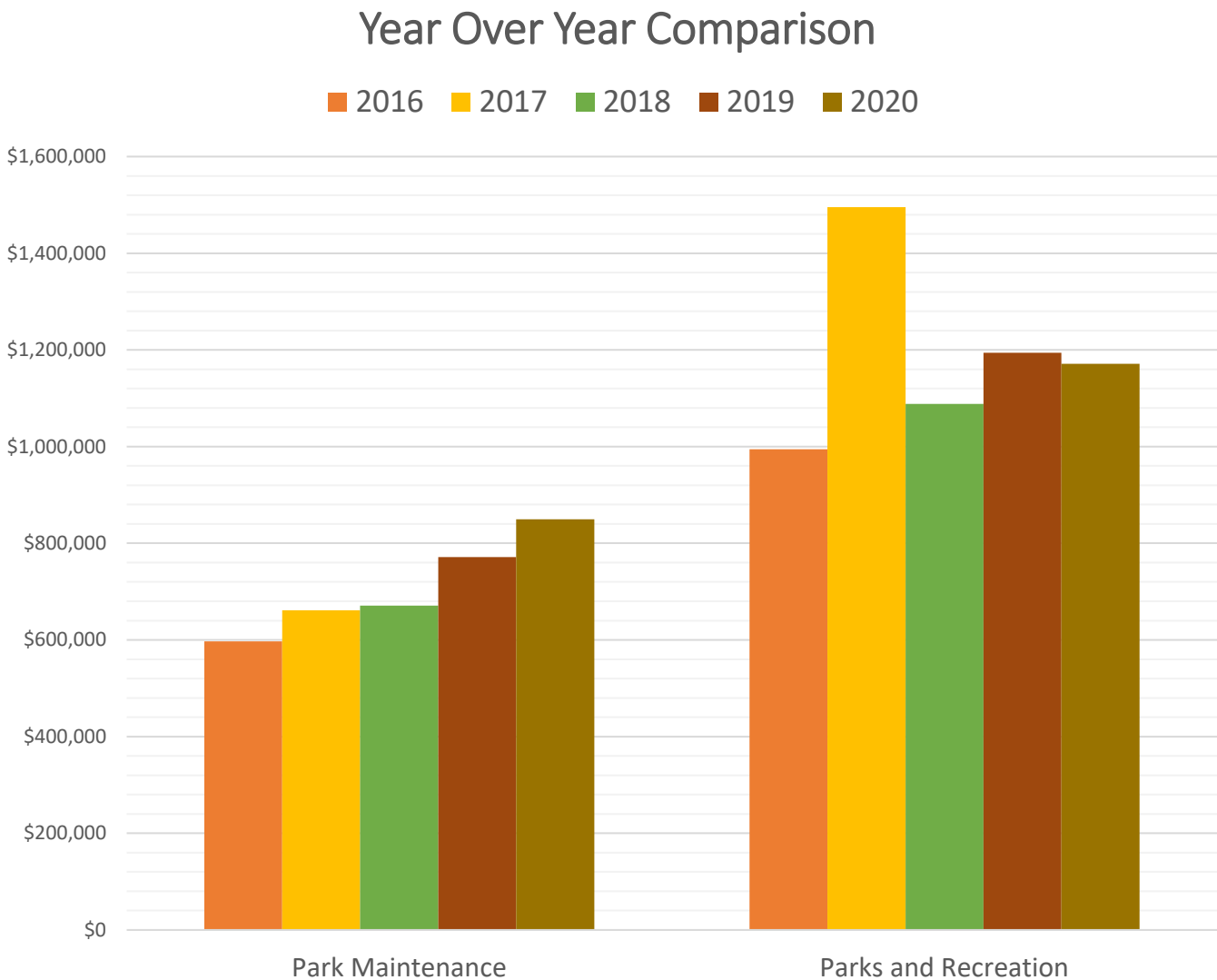
Key Findings

- Registration data reflects high interest and participation in Special Interest Classes and Drop-in Programs.
- Few offerings are geared toward adults or seniors. Currently only 15% of programs are designed specifically for adults or seniors.
- The lack of a dedicated gymnasium limits program offerings and reach.
- Feedback from Citizen Survey indicates strong levels of satisfaction with activities provided by the Department. People genuinely enjoy and derive value from City of Valdez recreation programs and activities.

Annual Operating Budget

Fluctuations in the Parks and Recreation Division budget have occurred the past 5 budget cycles; however, the 2020 budget has increased by 15 percent over the 2016 budget.

Since 2016, the Park Maintenance Division budget has increased by 30 percent. Most recent growth includes a 13 percent increase in 2019 and an additional 9 percent increase for 2020.



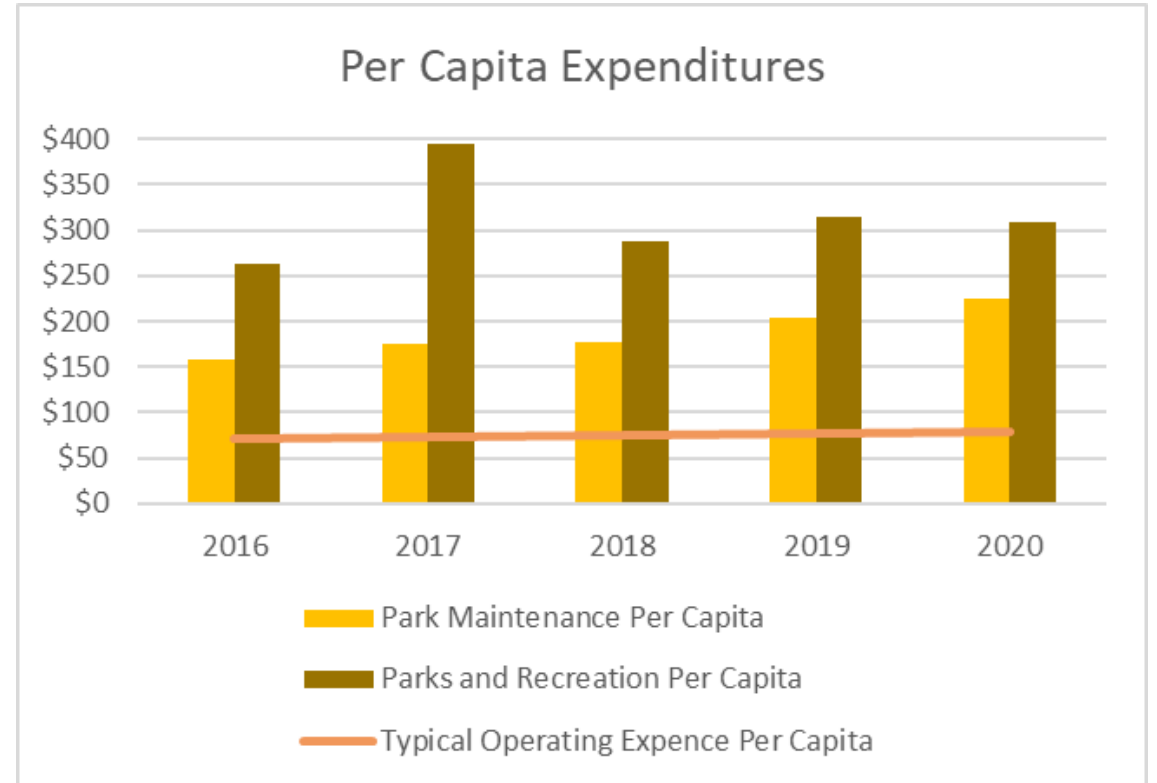
Annual FTE Allocation

Park Maintenance	2016	2017	2018	2019	2020
FTE	2.00	2.00	2.00	2.75	3.20
Parks and Recreation	2016	2017	2018	2019	2020
FTE	5.00	5.70	5.30	5.30	4.75

The typical Park and Recreation agency maintains 10 acres of parkland per 1,000 residents. The City of Valdez is maintaining over 400 acres of parks and trails for approximately 4,000 residents. Typically, an agency with 250 acres is serving 20,000 residents and has between 5 and 8 park maintenance FTE's. It is not an apples to apples comparison; however, it highlights the 3.2 FTE allocated in FY20 is likely below what is necessary to effectively maintain the Valdez park and trail system.

Per Capita Expenditures

**OPERATING
EXPENDITURES
PER CAPITA:
\$78.69/YEAR**



VPR, Park Maintenance Division and Parks and Recreation Division have both spent twice the national average per community member. In 2019 VPR spent \$519 for each person within their service boundary.



Valdez Parks & Recreation



NEXT STEPS

Project Timeline

