

## **Potential Impacts to Community Recreation Center**

### **Stepping Stones Learning Center (SSLC) Relocation Proposal**

Outlined below are highlights of the potential impact to current operations, if SSLC were to relocate to the Recreation Center.

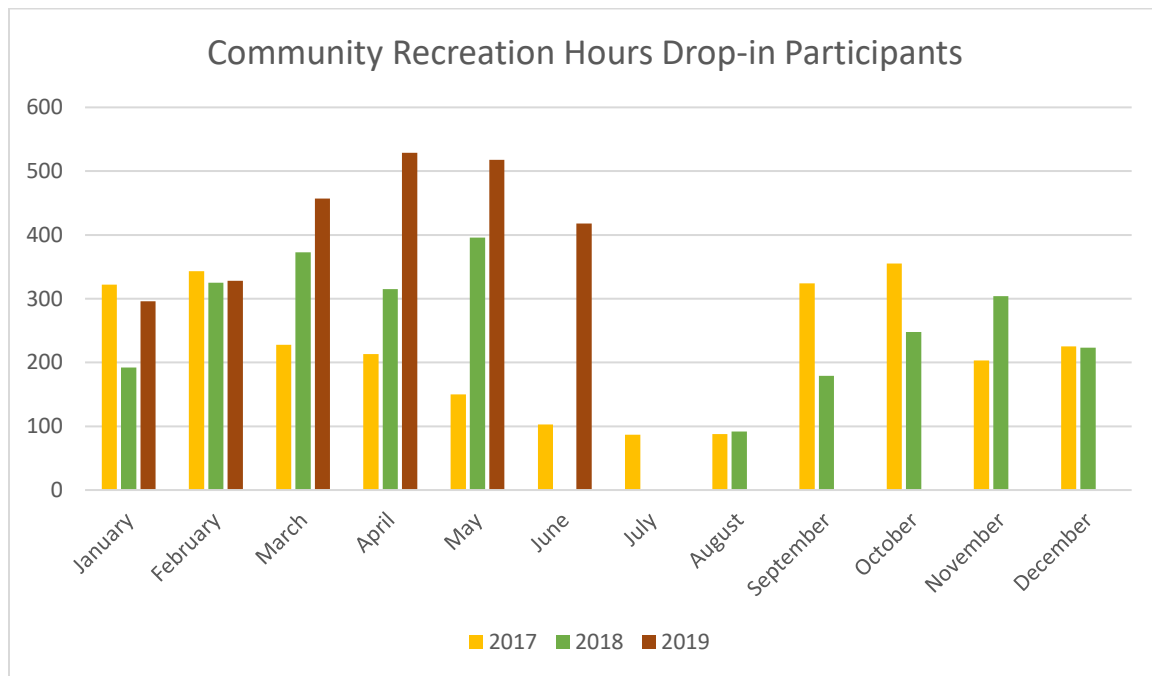
- Eliminates Community Recreation Hours: Averages 485 participants per month
- Displace three full-time employees and potential layoffs would include at least one full-time employee and seven part-time temporary employees
- Cancellation of Summer Fun Programs: 54 currently registered. Potential of 72 registrants.
- Cancellation of Mighty Mites: Averages 184 participants per month
  - Mighty Mites (Aug. 2018 to June 2019): 1,344 total participants (estimated 50 families)
- Private Room Rentals: 50
  - Private Room Rental Attendance (2019): Estimated 1,500 (Averages 30 per rental)
  - Room rentals include birthday parties, back to school events, wedding receptions, funeral services, barbecues and the like
  - Rental Revenue: \$2,450 as of June 27
- School Rentals:
  - Annual Fight Grade Party (Approximately 50 participants)
  - Gilson Middle School Volunteer Day BBQ (Approximately 75 participants)
  - Multiple Student Government Reservations (Approximately 12 per year)
- Loss of programming, educational and family oriented classes within the facility. Program/Class Revenue is \$10,867 as of June 27
- Loss of polling location for voting in elections.
- Loss of an evacuation location for the middle school and high school during active emergencies
- Community Recreation Center Facility Upgrade Investments:
  - Furnishings, Equipment, Upgrades (Jan. 2018 to Present): \$21,457
  - Entry and Reception Remodel Project Allocation: \$28,250
  - Total Facility Upgrades: \$49,707
  - Does not include the hours worked by City of Valdez staff, including multiple departments.
- Department supplies, equipment and staff would need to be relocated.

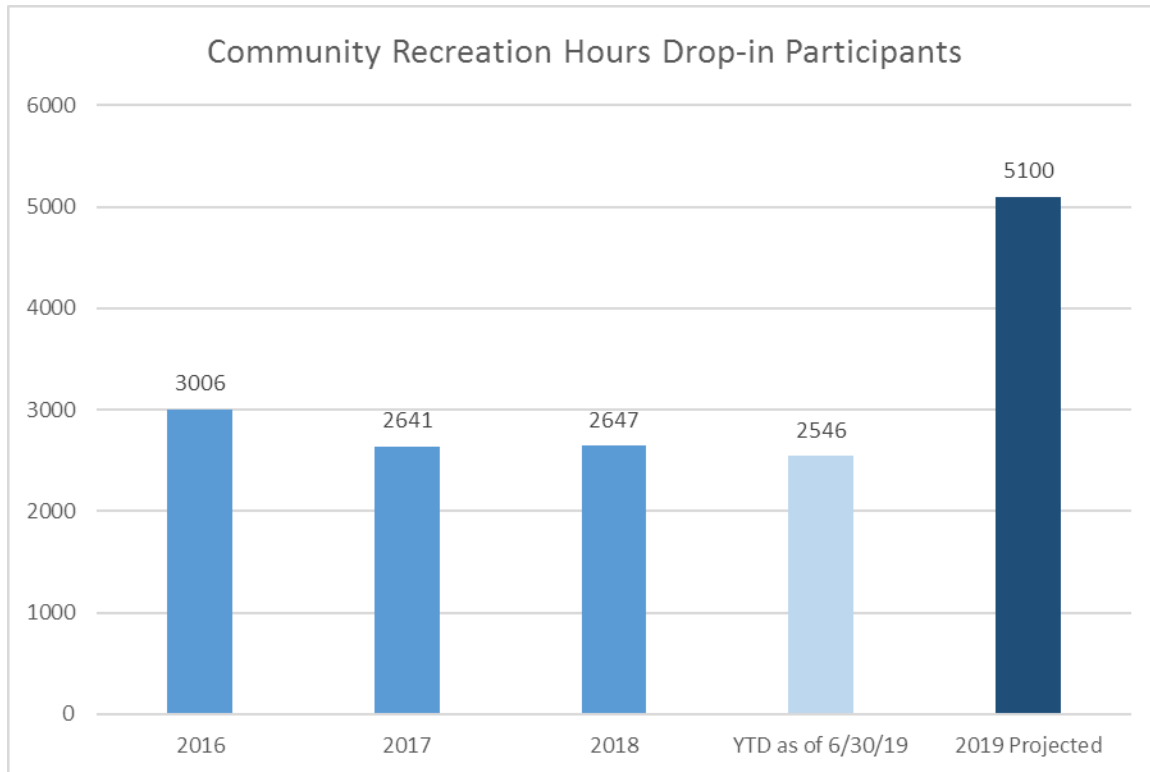
### Community Recreation Center Comparison in Alaska

If the city loses the center, Valdez would be the only city in the state of Alaska of similar size without a Community Recreation Center.

CITY	Population	Community Recreation Center?	Municipal Daycare Services?
Wasilla	7,831	Yes	No
Homer	5,510	Yes	No
Soldotna	4,659	Yes	No
Nikiski	4,493	Yes	No
Unalaska	4,376	Yes	No

### Community Recreation Center Participation Charts



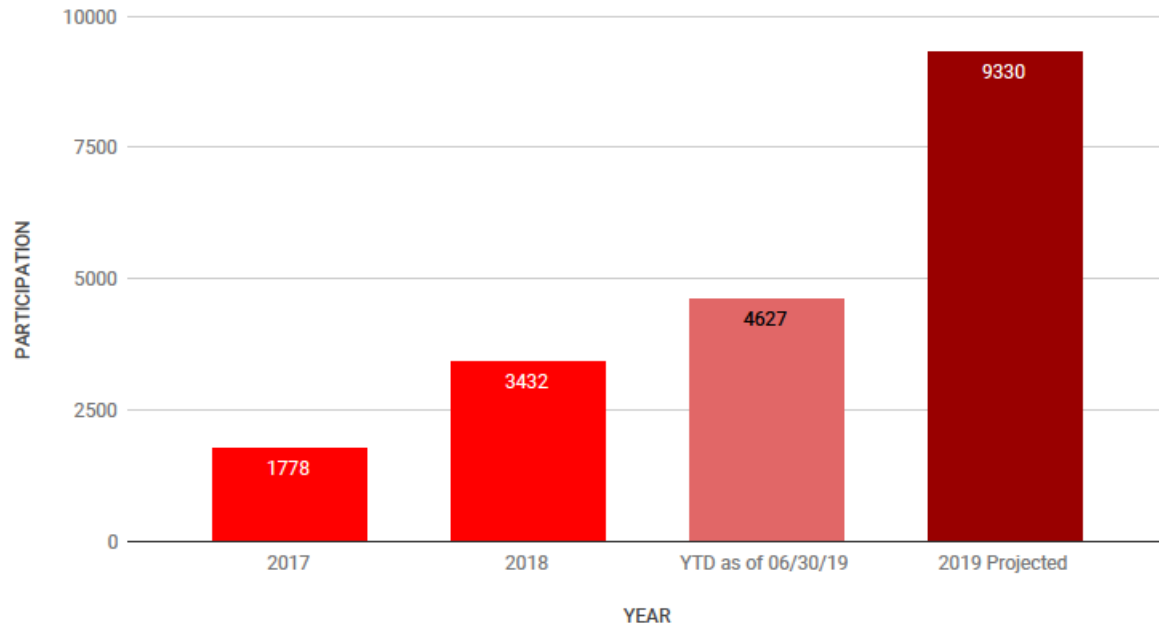


Total number of participants to sign in (including all ages):

- As of June 27, 2019: 2,546 (yearly projected total: 5,100)
- 2019 projected yearly total is 48 percent increase over 2018

Total participation count that results from staff, equipment and programs originating from the Recreation Center (including all ages):

### Adult & Youth Recreation Annual Participation



The percentage increase from 2018 to 2019 is 63 percent.

The percentage increase from 2017 to 2019 is 87 percent.