



Alaska Alcoholic Beverage Control Board

Form AB-02: Premises Diagram

What is this form?

A detailed diagram of the proposed licensed premises is required for all liquor license applications, per AS 04.11.260 and 3 AAC 304.185. Your diagram must include dimensions and must show all entrances and boundaries of the premises, walls, bars, fixtures, and areas of storage, service, consumption, and manufacturing. If your proposed premises is located within a building or building complex that contains multiple businesses and/or tenants, please provide an additional page that clearly shows the location of your proposed premises within the building or building complex, along with the addresses and/or suite numbers of the other businesses and/or tenants within the building or building complex.

The second page of this form is not required. Blueprints, CAD drawings, or other clearly drawn and marked diagrams may be submitted in lieu of the second page of this form. The first page must still be completed, attached to, and submitted with any supplemental diagrams. An AMCO employee may require you to complete the second page of this form if additional documentation for your premises diagram is needed.

This form must be completed and submitted to AMCO's main office before any license application will be considered complete.

Yes No

I have attached blueprints, CAD drawings, or other supporting documents in addition to, or in lieu of, the second page of this form.



Section 1 – Establishment Information

Enter information for the business seeking to be licensed, as identified on the license application.

Licensee:	Valdez Brewing LLC	License Number:	
License Type:	Brewery		
Doing Business As:	Valdez Brewing LLC		
Premises Address:	141 Galena Dr		
City:	Valdez	State:	AK
		ZIP:	99686

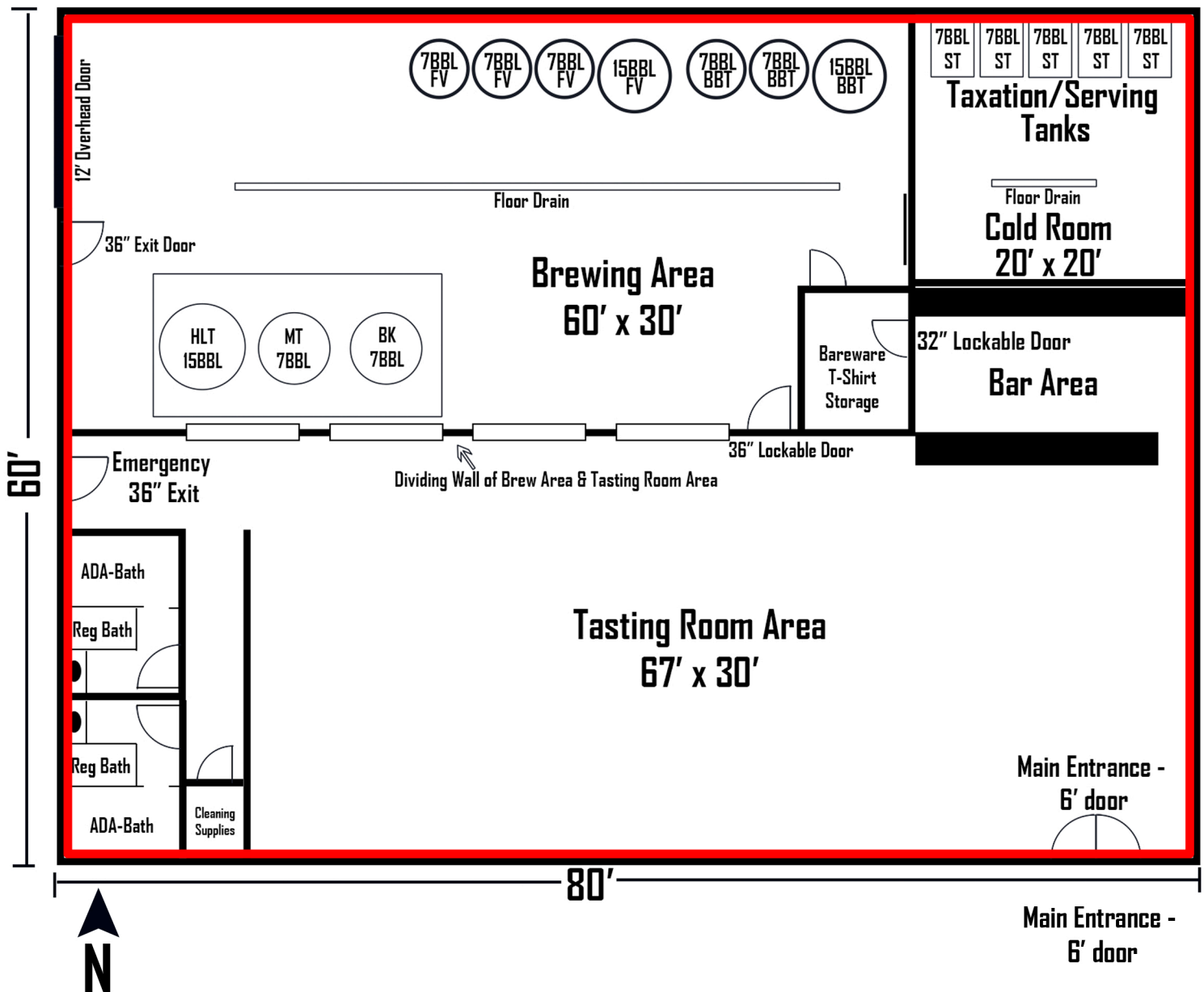


Alaska Alcoholic Beverage Control Board

Form AB-02: Premises Diagram

Section 2 – Detailed Premises Diagram

Clearly indicate the boundaries of the premises and the proposed licensed area within that property. Clearly indicate the interior layout of any enclosed areas on the proposed premises. Clearly identify all entrances and exits, walls, bars, and fixtures, and outline in red the perimeter of the areas designated for alcohol storage, service, consumption, and manufacturing. Include dimensions, cross-streets, and points of reference in your drawing. You may attach blueprints or other detailed drawings that meet the requirements of this form.



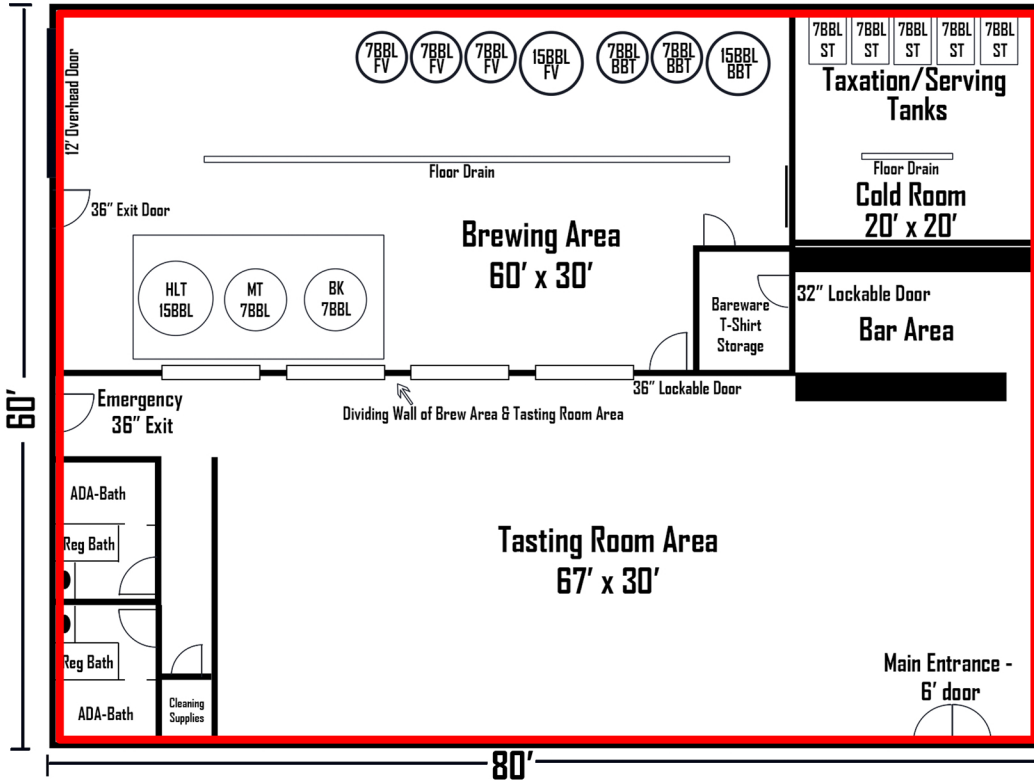
N 89° 39' 02" E 100'

15' Back Lot Set Back

10' Side Lot

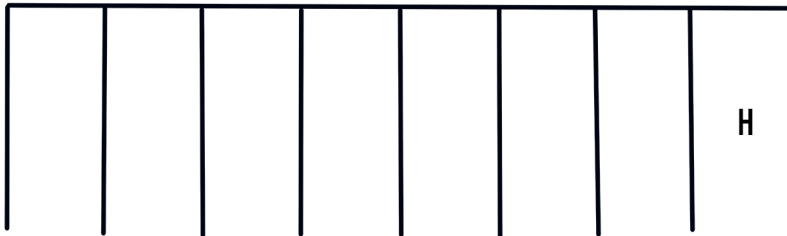
150'

N 0° 02' 14" W



150'

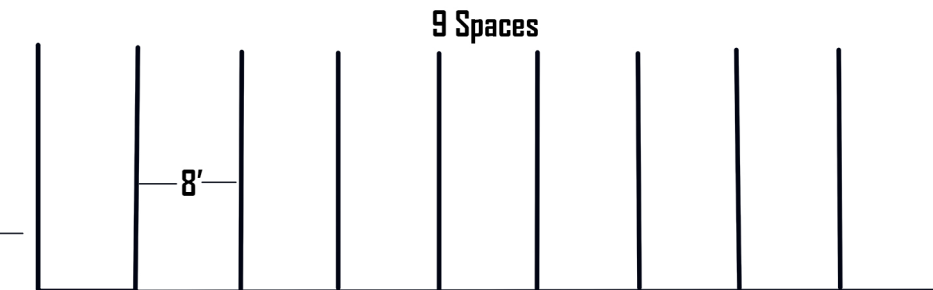
N 0° 02' 14" W



8 Spaces



N



9 Spaces

8'

14'



14'



19'

32'

19'

Galena Drive

AMCO Received 4/17/2019