

STATE OF ALASKA

Ref #:

Department of Transportation and Public Facilities

Division of Measurement Standards and Commercial Vehicle Enforcement

Permit #

151149

Fee \$

165.00

OverSize-OverWeight Permit

1 Month(s)

112699

CC Approval #

Company Billed: Pacific Pile & MarineAttachments Required to be Valid: B-1

Permit Ordered By:

David/ Andrew

Mailing Address: 700 South Riverside Drive, Seattle Washington 98108Carrier: SameVoice: 907-360-4580 / 206-7133487 Fax: 278-0306 / DOT#: 1906638Notes / Send To: Approved

E-Mail:

andyr@pacificpile.com

Tractor/Vehicle

LP or Serial #

AWR00488

Trailer

LP

From Date: 03/22/2018 Thru Date: 04/21/2018 Load: Cat 735 Rock Truck Hauling RockOrigin: Kennicott Ave & S. Harbor Dr, Valdez Destination: End Of Harbor Dr, Valdez

Exact Route

Harbor Dr

Overall Length	Single Unit to 45 ft (45' 0")	Over Hangs	Trailer Length	Trailer Type
Overall Width	Up to 10 ft 6 in (10' 6")	Front OH: 0	N/A	
Overall Height	Up to 15 ft (15' 0")	Rear OH: 0		

CONDITIONS**Regulations in 17 AAC 25 govern the movement of this load unless specifically modified by the following conditions**Driver must be able to produce a copy of permit upon request and **MUST STOP AT ALL OPEN WEIGH STATIONS.**No movement is permitted during "inclement weather" as defined in **17 AAC 25.900 (18).****HEADLIGHTS MUST BE ON AT ALL TIMES.**

A complete definition of requirements is located in the Administrative Permit Manual.

A copy of the permit manual may be obtained online at <http://dot.alaska.gov/mseve>**READ YOUR ATTACHMENTS****When Percentage Overweight exceeds 150%:**Urban area extended time of movement restrictions apply.

Attachment B-1 is Required

CLEARLY readable oversize signs are required on the front and rear of the transport vehicle and must have a ROOF mounted amber beacon visible for 360 degrees

Daylight Hours

Delayed Traffic - more than five (5) vehicles: A person operating a motor vehicle at any time on a two-lane roadway outside of an urban area shall pull the motor vehicle off the roadway at the first opportunity to pull over safely if there are five or more motor vehicles immediately following the motor vehicle.

Maximum speed of 25MPH

May travel during Hours of Darkness. MUST follow ALL conditions in Permits Manual Section 13

Movement is subject to seasonal weight restrictions and must not be in excess of limits posted on bridges.

Applicant expressly agrees to indemnify, save harmless and defend the State of Alaska, its agencies and employees from any and all claims or actions for injuries or damages sustained by any person or property arising directly or indirectly from this special use permit or the activities which it authorizes.

Applicant also acknowledges that, under Alaska Statute 44.80.070, the State is not subject to legal action or recovery of damages for injury arising out of, or in any manner connected with, this special use permit or the activities which it authorizes.

Permission is hereby granted to make the above movement, subject to restrictions & conditions stated above & all other applicable State laws & regulations by: MSCVE Staff Member:jkhaghadoo @ 3/6/2018 11:20:44AM

B-1 Bridge Condition Attachment




PERMIT # 151149

COMPANY BILLED: Pacific Pile & Marine

1)55,000 2)58,000 LOAD: Cat 735 Rock Truck Hauling Rock

THE BOXES BELOW DEPICT A SIDE VIEW OF YOUR TRACTOR-TRAILER COMBINATION OR VEHICLE.

32.00	0.00
37.50	14.33
37.50	20.83

Steering Axle(s)		Drive Group	
0' 0"		14' 4"-78"	
2T		4T	
		 	
Weight	32 0	75 0	
Tire Size	26.5 0	26.5 0	
Tire Loading	604 0	708 0	

Actual Combined Vehicle Weight 107,000 Legal Combined Vehicle Weight 55,000 (G)

Overall Wheelbase (first to last axle) 20' 10" Percent Overweight 195%

Weight Restrictions: 100%

WEIGHT ON THE 2 FIXED DRIVE AXLES **MUST NOT EXCEED** 66K ON 12" (305mm), 61K ON 11" (285mm), OR 55K ON 10" (255mm) TIRES.
LIFT AXLE(S) **MUST REMAIN DOWN IN LOAD-CARRYING POSITION** AT ALL TIMES, UNLESS OTHERWISE NOTED.
DRIVE GROUPS WEIGHING OVER 70K **MUST HAVE** 12 TIRES ON 3-AXLE GROUPS & 14 TIRES ON 4-AXLE GROUPS.

GENERAL & SPECIAL BRIDGE CONDITIONS

General Conditions: CROSS ALL BRIDGES AT A CONSTANT SPEED WITH NO BRAKING, SHIFTING, OR ACCELERATING.

Overload File Number:

- 1) LINE UP: Stop 150 feet short of bridge then cross at a constant speed not to exceed 10 MPH.
- 2) IMPACT: Stop 150 feet short of bridge then cross at a constant speed not to exceed 3 MPH.
- 3) Straddle bridge centerline while crossing (extra flagperson(s) required for traffic control on 2-lane roads).
- 4) Place one of vehicle wheel lines on bridge centerline while crossing.
- 5) No other vehicles allowed on bridge at same time as this overweight vehicle while crossing (extra flagpersons required for traffic control at both ends of bridge).
- 6) Do NOT cross bridge. MUST USE ON/OFF RAMPS TO AVOID CROSSING THIS BRIDGE.
- 7) Do NOT travel under bridge. MUST USE ON/OFF RAMPS DUE TO VERTICAL CLEARANCE OF THIS BRIDGE.

Bridge Location	Condition Reference	Additional Conditions
No Bridge(S) On Route Specified		

STATE OF ALASKA

Ref #:

Department of Transportation and Public Facilities

Division of Measurement Standards and Commercial Vehicle Enforcement

Permit #

151150

Fee \$

165.00**OverSize-OverWeight Permit**

1 Month(s)

587517

CC Approval #

Company Billed: **Pacific Pile & Marine**Attachments Required to be Valid: **B-1**

Permit Ordered By:

David/ Andrew

Mailing Address: **700 South Riverside Drive, Seattle Washington 98108**Carrier: **Same**Voice: **907-360-4580** / **206-7133487** Fax: **278-0306** / DOT#: **1906638**

Notes / Send To:

Email:

brandyr@pacificpile.com

Tractor/Vehicle

LP or Serial #

AWR00411

Trailer

LP

From Date: **03/22/2018** Thru Date: **04/21/2018** Load: **Cat 735 Rock Truck Hauling Rock**Origin: **Kennicott Ave & S. Harbor Dr, Valdez** Destination: **End Of Harbor Dr, Valdez**

Exact Route

Harbor Dr

Overall Length	Single Unit to 45 ft (45' 0")	Over Hangs	Trailer Length	Trailer Type
Overall Width	Up to 10 ft 6 in (10' 6")	Front OH: 0	N/A	
Overall Height	Up to 15 ft (15' 0")	Rear OH: 0		

CONDITIONS**Regulations in 17 AAC 25 govern the movement of this load unless specifically modified by the following conditions**Driver must be able to produce a copy of permit upon request and **MUST STOP AT ALL OPEN WEIGH STATIONS.**No movement is permitted during "inclement weather" as defined in **17 AAC 25.900 (18)**.**HEADLIGHTS MUST BE ON AT ALL TIMES.**

A complete definition of requirements is located in the Administrative Permit Manual.

A copy of the permit manual may be obtained online at <http://dot.alaska.gov/mseve>**READ YOUR ATTACHMENTS****When Percentage Overweight exceeds 150%:**Urban area extended time of movement restrictions apply.

Attachment B-1 is Required

CLEARLY readable oversize signs are required on the front and rear of the transport vehicle and must have a ROOF mounted amber beacon visible for 360 degrees

Daylight Hours

Delayed Traffic - more than five (5) vehicles: A person operating a motor vehicle at any time on a two-lane roadway outside of an urban area shall pull the motor vehicle off the roadway at the first opportunity to pull over safely if there are five or more motor vehicles immediately following the motor vehicle.

Maximum speed of 25MPH

May travel during Hours of Darkness. MUST follow ALL conditions in Permits Manual Section 13

Movement is subject to seasonal weight restrictions and must not be in excess of limits posted on bridges.

Applicant expressly agrees to indemnify, save harmless and defend the State of Alaska, its agencies and employees from any and all claims or actions for injuries or damages sustained by any person or property arising directly or indirectly from this special use permit or the activities which it authorizes.

Applicant also acknowledges that, under Alaska Statute 44.80.070, the State is not subject to legal action or recovery of damages for injury arising out of, or in any manner connected with, this special use permit or the activities which it authorizes.

Permission is hereby granted to make the above movement, subject to restrictions & conditions stated above & all other applicable State laws & regulations by: MSCVE Staff Member:jkhaghadoo @ 3/6/2018 11:22:38AM

B-1 Bridge Condition Attachment




PERMIT # 151150

COMPANY BILLED: Pacific Pile & Marine

1)55,000 2)58,000 LOAD: Cat 735 Rock Truck Hauling Rock

THE BOXES BELOW DEPICT A SIDE VIEW OF YOUR TRACTOR-TRAILER COMBINATION OR VEHICLE.

32.00	0.00
37.50	14.33
37.50	20.83

Steering Axle(s)		Drive Group	
0' 0"		14' 4"-78"	
2T		4T	
		 	
Weight	32 0	75 0	
Tire Size	26.5 0	26.5 0	
Tire Loading	604 0	708 0	

Actual Combined Vehicle Weight 107,000 Legal Combined Vehicle Weight 55,000 (G)

Overall Wheelbase (first to last axle) 20' 10" Percent Overweight 195%

Weight Restrictions: 100%

WEIGHT ON THE 2 FIXED DRIVE AXLES **MUST NOT EXCEED** 66K ON 12" (305mm), 61K ON 11" (285mm), OR 55K ON 10" (255mm) TIRES.
LIFT AXLE(S) **MUST REMAIN DOWN IN LOAD-CARRYING POSITION** AT ALL TIMES, UNLESS OTHERWISE NOTED.
DRIVE GROUPS WEIGHING OVER 70K **MUST HAVE** 12 TIRES ON 3-AXLE GROUPS & 14 TIRES ON 4-AXLE GROUPS.

GENERAL & SPECIAL BRIDGE CONDITIONS

General Conditions: CROSS ALL BRIDGES AT A CONSTANT SPEED WITH NO BRAKING, SHIFTING, OR ACCELERATING.

Overload File Number:

- 1) LINE UP: Stop 150 feet short of bridge then cross at a constant speed not to exceed 10 MPH.
- 2) IMPACT: Stop 150 feet short of bridge then cross at a constant speed not to exceed 3 MPH.
- 3) Straddle bridge centerline while crossing (extra flagperson(s) required for traffic control on 2-lane roads).
- 4) Place one of vehicle wheel lines on bridge centerline while crossing.
- 5) No other vehicles allowed on bridge at same time as this overweight vehicle while crossing (extra flagpersons required for traffic control at both ends of bridge).
- 6) Do NOT cross bridge. MUST USE ON/OFF RAMPS TO AVOID CROSSING THIS BRIDGE.
- 7) Do NOT travel under bridge. MUST USE ON/OFF RAMPS DUE TO VERTICAL CLEARANCE OF THIS BRIDGE.

Bridge Location	Condition Reference	Additional Conditions

STATE OF ALASKA

Ref #:

Department of Transportation and Public Facilities

Division of Measurement Standards and Commercial Vehicle Enforcement

Permit #

151151

Fee \$

165.00

OverSize-OverWeight Permit

1 Month(s)

959418

CC Approval #

Company Billed: Pacific Pile & MarineAttachments Required to be Valid: B-1

Permit Ordered By:

David/ Andrew

Mailing Address: 700 South Riverside Drive, Seattle Washington 98108Carrier: SameVoice: 907-360-4580 / 206-7133487 Fax: 278-0306 / DOT#: 1906638

Notes / Send To:

Email:

brandyr@pacificpile.com

Tractor/Vehicle

LP or Serial #

AWR00402

Trailer

LP

From Date: 03/22/2018 Thru Date: 04/21/2018 Load: Cat 735 Rock Truck Hauling RockOrigin: Kennicott Ave & S. Harbor Dr, Valdez Destination: End Of Harbor Dr, Valdez

Exact Route

Harbor Dr

Overall Length	Single Unit to 45 ft (45' 0")	Over Hangs	Trailer Length	Trailer Type
Overall Width	Up to 10 ft 6 in (10' 6")	Front OH: 0	N/A	
Overall Height	Up to 15 ft (15' 0")	Rear OH: 0		

CONDITIONS**Regulations in 17 AAC 25 govern the movement of this load unless specifically modified by the following conditions**Driver must be able to produce a copy of permit upon request and **MUST STOP AT ALL OPEN WEIGH STATIONS.**No movement is permitted during "inclement weather" as defined in **17 AAC 25.900 (18).****HEADLIGHTS MUST BE ON AT ALL TIMES.**

A complete definition of requirements is located in the Administrative Permit Manual.

A copy of the permit manual may be obtained online at <http://dot.alaska.gov/mseve>**READ YOUR ATTACHMENTS****When Percentage Overweight exceeds 150%:**Urban area extended time of movement restrictions apply.

Attachment B-1 is Required

CLEARLY readable oversize signs are required on the front and rear of the transport vehicle and must have a ROOF mounted amber beacon visible for 360 degrees

Daylight Hours

Delayed Traffic - more than five (5) vehicles: A person operating a motor vehicle at any time on a two-lane roadway outside of an urban area shall pull the motor vehicle off the roadway at the first opportunity to pull over safely if there are five or more motor vehicles immediately following the motor vehicle.

Maximum speed of 25MPH

May travel during Hours of Darkness. MUST follow ALL conditions in Permits Manual Section 13

Movement is subject to seasonal weight restrictions and must not be in excess of limits posted on bridges.

Applicant expressly agrees to indemnify, save harmless and defend the State of Alaska, its agencies and employees from any and all claims or actions for injuries or damages sustained by any person or property arising directly or indirectly from this special use permit or the activities which it authorizes.

Applicant also acknowledges that, under Alaska Statute 44.80.070, the State is not subject to legal action or recovery of damages for injury arising out of, or in any manner connected with, this special use permit or the activities which it authorizes.

Permission is hereby granted to make the above movement, subject to restrictions & conditions stated above & all other applicable State laws & regulations by: MSCVE Staff Member:jkhaghadoo @ 3/6/2018 11:24:03AM

B-1 Bridge Condition Attachment




PERMIT # 151151

COMPANY BILLED: Pacific Pile & Marine

1)55,000 2)58,000 LOAD: Cat 735 Rock Truck Hauling Rock

THE BOXES BELOW DEPICT A SIDE VIEW OF YOUR TRACTOR-TRAILER COMBINATION OR VEHICLE.

32.00	0.00
37.50	14.33
37.50	20.83

Steering Axle(s)		Drive Group	
0' 0"		14' 4"-78"	
2T		4T	
		 	
Weight	32 0	75 0	
Tire Size	26.5 0	26.5 0	
Tire Loading	604 0	708 0	

Actual Combined Vehicle Weight 107,000 Legal Combined Vehicle Weight 55,000 (G)

Overall Wheelbase (first to last axle) 20' 10" Percent Overweight 195%

Weight Restrictions: 100%

WEIGHT ON THE 2 FIXED DRIVE AXLES **MUST NOT EXCEED** 66K ON 12" (305mm), 61K ON 11" (285mm), OR 55K ON 10" (255mm) TIRES.
LIFT AXLE(S) **MUST REMAIN DOWN IN LOAD-CARRYING POSITION** AT ALL TIMES, UNLESS OTHERWISE NOTED.
DRIVE GROUPS WEIGHING OVER 70K **MUST HAVE** 12 TIRES ON 3-AXLE GROUPS & 14 TIRES ON 4-AXLE GROUPS.

GENERAL & SPECIAL BRIDGE CONDITIONS

General Conditions: CROSS ALL BRIDGES AT A CONSTANT SPEED WITH NO BRAKING, SHIFTING, OR ACCELERATING.

Overload File Number:

- 1) LINE UP: Stop 150 feet short of bridge then cross at a constant speed not to exceed 10 MPH.
- 2) IMPACT: Stop 150 feet short of bridge then cross at a constant speed not to exceed 3 MPH.
- 3) Straddle bridge centerline while crossing (extra flagperson(s) required for traffic control on 2-lane roads).
- 4) Place one of vehicle wheel lines on bridge centerline while crossing.
- 5) No other vehicles allowed on bridge at same time as this overweight vehicle while crossing (extra flagpersons required for traffic control at both ends of bridge).
- 6) Do NOT cross bridge. **MUST USE ON/OFF RAMPS TO AVOID CROSSING THIS BRIDGE.**
- 7) Do NOT travel under bridge. **MUST USE ON/OFF RAMPS DUE TO VERTICAL CLEARANCE OF THIS BRIDGE.**

Bridge Location	Condition Reference	Additional Conditions