

2016 Valdez Parks, Recreation, and Cultural Services **Re-cap of Facilities, Activities, and Events**

January 2016 – December 2016

The Valdez Teen & Community Center

The Teen & Community Center hosted 20 special events, including a Super Bowl Party, a Dance competition, a fashion show, Pickle Ball, Ping Pong and Pool Tournaments, an 8th Grade Dance, and the Gilson Middle School end of the year picnic. The Teen & Community Center also hosted Healthier You Sponsored Activities - Healthy Lunches, a message clinic, and a Bike safety Clinic. The Little Kickers with the Valdez Gold Rush Days and the Valdez Dance Company used the space for dance practice. We also hosted Community Clean Up Day BBQ, Pet-a-Palooza, Easter Egg Hunt, Pictures with Santa Paws (Animal Shelter), USCG Appreciation Day, VHS Football team dinners and breakfast for the visiting teams and our annual New Year's Eve Nachos.

- Teen Center open 345 days
- General Attendance 3,395 Youth
- Snack Bar Revenue \$3,719
- Special Events Attendance 875
- 64 Paid Party Rentals \$3,960 Revenue
- Paid rental attendance 1,575 Youth and Adults
- 15 non-paid rentals 15 days
- In-kind Rental Donations \$1,200 (Valdez School District)
- Long Term Facility Rentals \$2,420 Revenue (Zumba & Dance Class)
- Mighty Mites Attendance 1,387 (tots +parents/caregivers)

Instructional Programs-

We offered Fencing, Brazilian Ju Jitsu, and Swing Dance classes free for the community with approximately 10-12 people attending each class each week.

Valdez Swimming Pool

- Swimming Pool # of days operated 270
- Overall Attendance 18,533

Beginning 2016, we were coming off of a short closure for maintenance over Christmas break, resulting in us opening for the year on January 5th. We also saw a major closure, which occurred from May 27th until August 22nd. During this closure the pool underwent a complete overhaul in the pump room. A new filtration system was installed, including UV filtration. In addition, the boiler

project was completed from the previous summer. The small pool had a closure from December 14th to the 24th to refresh the pool water and repair tile damage to the pool bench. We're anticipating another closure in the summer of 2017 to address the pool shell, gutter system, and ceiling tiles.

Due to the closure in the summer, the Valdez City Pool utilized their lifeguard staff to provide lifeguards at Ruth Pond. The lifeguarding team put together a plan to section off the pond into a designated swimming zone for safety. Two guard stands and a swimming zone boundary were temporarily installed. Four guards were present each day 12:00-5:00pm, Thursday through Sunday, from June 9th until July 31st. While the lifeguards were present, Ruth Pond had approximately 200 attendees in June and 185 attendees in July. This includes swimmers and kayakers, as well as Summer Fun campers, who attended every Thursday.

Facility Rentals –

- 49 Party Rentals \$2,885.00
- In-kind Rental Donations \$771.00
- 3 Clubs practicing \$5917.50
 - VTSC \$4882.50
 - Synchro \$765.00
 - Masters \$270.00

In-kind Rental Donations included use by The Boy Scouts of America and the United States Coast Guard.

There are three swim clubs that utilize the Valdez Swimming Pool: The Valdez Torpedoes Swim Club, Salty Dawgs Masters Swim Club, and The Synchro Seals Team.

Instructional Programs-

- 5 Swim Lesson Sessions (includes all levels), 120 children taught, \$15,623.00 revenue
- 2 Lifeguard Classes, certified 8 new lifeguards
- 3 Intro to Scuba Sessions (partnered with Test the Waters from North Pole, AK), 29 participants

We had a few special events held in the pool in 2016, including a Glow in the Dark Pool Party, which saw a tremendous turnout. Other events included Christmas Break Open Swims, which attracted 75 swimmers over two days.

Summer Camps

Our Summer Fun Camp programs were held out of the Teen & Community Center in June & July. Summer Fun Camps were offered for youth in grades 1-4, and each focused on a different theme or topic. They created arts and craft projects, went on field trips around town, played games, and explored the area. The Amazing Race Adventure Camp focused on outdoor exploration, trekking the local trails, and outdoor survival. The Kids in the Kitchen camps focused on creating kid friendly and healthy meals and introduced appropriate serving sizes using myPlate published by the USDA. Awesome Hours provided an all-day camp experience by offering morning hours compared to our standard half-day camps.

- 6 Summer Fun Camps 99 youth for grades 1-4 \$7,920 revenue
- 1 Amazing Race Adventure Camp 8 youth for grades 5-8 \$640 revenue
- Kids in the Kitchen I Camp 22 youth for grades 1-3 \$704

• Kids in the Kitchen II Camp	19 youth for grades 4-6	\$608
• Tiny Tykes/Kindee Camps	13 youth for ages 4-5	\$720
• Awesome Hours (Daily)	66 youth	\$660
• Awesome Hours (Monthly)	7 youth	\$770

Salmonberry Ski Hill

Due to lack of snow, we were limited during the 2015-2016 winter seasons.

• Total Days of Operation	2
• Average Participants per Day	35
• Total Participants	35
• Total # of Passes Sold	0
• Total # of Comp Passes	0
• Total # of Lessons	0
• Total Revenue	\$0



The Salmonberry Ski Hill did host numerous special events, including two annual events, the Zipfy Races and Beacon & Eggs Avalanche Safety hunt. We did not have favorable conditions to hold the Slush Cup.

• Zipfy Races	104 participants	approx 75 spectators
• Slush Cup	0 participants	approx 0 spectators
• Beacon & Eggs	23 participants	
• Brush Busters	20 Volunteers to clear brush in hopes of an early opening day.	

Gyms

- Adult Basketball
 - 71 days 634 participants
- Adult Volleyball
 - 66 days 682 participants
- Open Gym
 - 95 days 767 participants
- Adult Indoor Soccer
 - 39 days 171 participants (this was offered in the fall only)
- Flying Machines
 - 20 days 9 participants (this offering was cancelled due to lack of interest)

Rock Wall

- 1073 people visited the Rock Wall at least one time
- 101 days open to the public 2842 climber visits
- 10 days used by VFD for training approx attendance 70
- 9 days opened to Summer Fun Camps 120 climbers
- Climb Denali – tracking the number of ascents to the top of our wall to reach the top of Denali, 48 participants



Luke Horning Sk8t Park

- We had no official programming at the Sk8 Park this year.
- Estimated 20 visits per day from April – October

Barney Meyring Park strip

- We had no official programming
- Tree House Park (North Meyring)
 - Estimated 30-45 visits per day from April – October
- Pirate Ship Park (South Meyring)
 - Estimated 35-50 visits per day from April – October

Black Gold Park Strip

- We had no official programming
- Estimated 25 visits per day, weather dependent

Robe River Park

- We had no official programming
- Estimated 20 visits per day, weather dependent

Alpine Woods Park

- We had no official programming
- Estimated 15 visits per day, weather dependent

Ruth Pond

- Provided lifeguard operations – see Valdez Swimming Pool section.
- Estimated 30-50 visits per day, weather dependant.
- Began pond research project to identify types of foliage in Ruth Pond and work toward a long term maintenance solution. We are working with the Extension Office, Valdez Water Department and DEC and a local resident who is interested in doing water quality studies and providing research data to find a solution to the weed growth, algae bloom, and correlation of death among the stocked trout.

Special Events

Qaniq Challenge

2 day 35KM Cross Country Ski Race held January 16 & 17.

A total of 43 skiers participated in the race, including 10 local skiers, high school skiers, Olympian Holly Brooks, and elite skiers from the APU Ski Team, US National Ski Team and Australian National Ski Team. We had approximately 30 volunteers as safety checkpoints and timers for the race. The APU Ski Team and Holly Brooks conducted a free ski clinic to community members and Qaniq Challenge participants on Sunday with 15 in attendance.



Healthier You

Healthier You ran from January 30th to April 23rd, 2016. Healthier You was funded this year – in part – by the Sound Wellness Alliance Network (SWAN) grant, which covers upkeep to the database, promotional and advertising, prizes, fruits & veggies and t-shirts.

This program provides weekly Sponsored Activities by partnering with individuals and organizations within the community to offer a free class or clinic on specific topics. Weekly weigh-ins were provided by PWSC Health and Fitness Center staff.

Overall Program results included:

- Started – Initial Weigh In – 334 Adults / 44 Youth = 379 total
- Finished – Final Weigh In = 162 total (Finished means they completed a final weigh-in within the last three weeks of the 12 week program).
- Total Pounds Valdez Lost = 1005 Lbs
- Valdez residents logged 16,672 hours of activity
- Avoided tobacco for 70 days - - Two finishers
- 54.4 % - rate of participants that finished the program (Finished means they completed a final weigh-in within the last three weeks of the 12 week program).
- BMI decreased (average) – 29.5% of participants
- BMI loss (highest individual) – 6 points
- 43 Teams (groups of up to 10 people)
- 11 Organizations
 - VCS
 - APSC/SERV
 - PVMC
 - PWSC
 - COV
 - CVT
 - USCG
 - Crowley
 - VFDA
 - CVEA
 - Safeway



Healthier You Sponsored Activities

The Parks and Rec. Dept. partnered with such organization as; PVMC, Alaska Avalanche Information Center, Valdez School District, PWSC Health and Fitness Center, as well as local individuals to offer healthy lifestyle choice clinics and samplings.

H.Y.S.A's (Healthier You Sponsored Activities)

- February 6th – Cross Country Ski Clinic with Michelle Cullen & PWSC H&FC staff at the HHES Ski Loop.
 - Attendance = 21
- February 13th – Packing Healthy Lunches with Gianna Giusti at the Teen and Community Center.
 - Attendance = 22
- February 20th – Bosu Core Cardio & PIYO Live at the PWSC H&FC.
 - Bosu Core Cardio Attendance = 9
 - PIYO Live Attendance = 8



- February 27th – Giant Ski Race on Fairbanks St.
 - Attendance = 30
- March 5th – Massage Clinic
 - Attendance = 19
- March 12th – Rock Climbing Clinic at Rock Wall
 - Attendance = 27
- March 19th – Easter Meal Baskets (made and then given to the Valdez Food Bank)
 - Attendance = 8
- March 26th – Beacon and Eggs
 - Attendance = 1
- April 2nd – Yoga at the PWSC H&FC with Michelle Worby
 - Attendance = 11
- April 9th – Turbo Kick at the PWSC H&FC with Sarah Owen
 - Attendance = 14
- April 16th – Bicycle Safety Clinic with SWAN
 - Attendance = 80
- April 23rd – Spring Surprise 5K at the Teen and Community Center
 - Attendance = 91

Snow Town Ice Classic

- Co-Sponsored with Advocates for Victims of Violence
- Sold 1240 tickets
- Winner – Tara Yonker received \$1860 with her guess closest to when the tower fell on the ice
- AVV received \$1488 and Parks Maintenance received \$372



Kids Snow-X 120 Races

- Co-Sponsored with the Valdez Snow Machine Club
- February 28th – Attendance = 17
- March 6th – Attendance = 23
- April 10th – Attendance = 11

Summer Sign Up Fair (April 30th)

- Community Sign-Up Fair for various Summer Fun Camp, Swim Lessons, etc...
- Attendance = Approximately 60 families


Community Clean-Up Day (May 21st)

- Gave 240 garbage bags out
- 55 people attended the BBQ at the Teen and Community Center
- Live music at the BBQ from band – Kayti and the Alter Boys from Talkeetna, Alaska
- Parks and Recreation partnered with Parks Maintenance and Public Works
- Participating Groups in Clean Up Day –
 - Valdez Providence Medical Center
 - Senior Center

- Advocates for Victims of Violence
- Youth Court
- Valdez High School Ski Team
- National Honor Society
- Valdez Snow Machine Club
- Copper Valley Telecom
- Girl Scout Troop # 129
- USCG
- Prince William Sound College

2016 Race Series

- Bite Back 5K
 - 1K Attendance = 41
 - 5K Attendance = 68
 - Total of 109 runners
 - Co-Sponsored with Compassion International
 - Proceeds benefitted Compassion International
- Uncle Salmon Freedom Fun Run
 - Attendance = 133
- Endurocross ATV Obstacle Course
 - Attendance = 13
 - Co-Sponsored by the Parks and Recreation Commission
- Hurry For History 5K
 - Attendance = 23
 - Co-Sponsored with the Valdez Museum and Historical Archive
 - Proceeds benefitted the Valdez Museum and Historical Archive
- R.H.R. Furry Four-legged 4K Fun Run/Walk
 - Attendance = 24
 - Co-Sponsored with RHR Music Festival
 - Proceeds benefitted Friends of the Valdez Animal Shelter
- Labor Day Fun Runs
 - 3K Attendance = 7
 - 5K Attendance = 17
- Running Dead 5K Obstacle Course
 - Attendance = 83
 - Co-Sponsored with Alyeska
 - Proceeds benefitted United Way of Valdez



Summer Art Contest

- 31 Total Participants – 14 in youth (0-12 years) division; 17 in 13 years and up division
 - Winner – Youth division (0-12 years) Amelia Alex
 - Winner – Adult division (13 years and up) Ryan McCune
 - Raised \$500 for Valdez Gold Rush Days Scholarship Fund

July 4th Activities

- Most Patriotic Business Contest
 - 8 Businesses
 - Winner – Orca Bay Trading Post
- Mascot Race in the parade
 - 8 mascots from Valdez Convention and Visitor's Bureau, City of Valdez, Valdez Fire Department, Alyeska Safety Critters and the Valdez High School Buccaneer
- Pie Eating Contest
 - 12 Participants
 - 5 pre-registered
- Slow Bike Race
 - 3 Participants
 - 4 pre-registered
- Pink Salmon Festival Kids' Games
 - 82 kids participated



A-1 Carnival

- July 15-17th
- Various carnival rides, food and games at South Meyring Parkstrip
- Over 800 participants

Gold Rush Days P&R Sponsored Events

- Kids Scavenger Hunt
 - 40 kids participated
- Pet-a-Palooza
 - 85 participants and spectators
 - We had 18 dogs, no cats, a Rabbit and a Parakeet
- Baseball's Bonanza
 - 10 Participated

Daffodil Beautification Project

- Gave out 2000 free daffodil bulbs
- Total of 4000 daffodil bulbs given since 2015

Hike Alaska's Wild Kountry – HAWK (May - September 8th)

- May 30th – September 6th, 2016
- 36 Participants
- 207 trails hiked
- Implemented Paths of Poetry – two individuals submitted poetry inspired by local Parks Maintained trails. The winning poem will be on display at the trail head of Dock Point – the trail of inspiration.

Halloween Haunted House

- Five nights of weird experiments and mishaps at the Mayhem Memorial Hospital
- 1087 attended
- Partnered with the VHS Junior Class, VHS Basketball and Football teams (each supplying 10-15 people to help operate “scaring” the visitors) and raising money for their organization. Partnered with PWSC Drama department to supply scaring actors in key roles within the haunt each night. And the Parks, Recreation, and Cultural Services took full operation of the haunt for one night to raise money for the City of Valdez Employee Christmas party.
- Raised \$2901 for the four groups.
- Non-scary time for young children during business Trick-or-Treat

Halloween Carnival

- 17 Booths operated by multiple groups as a fundraiser for their organization.
- \$2639.00 Total Ticket Sales

Turkey Basketball Shootout

- 6 Participants
- Gave Turkey, Ham and Pie as prizes

Walk with a Doc

- Year round walking program with Dr. Angela Alfaro started in October. Every other Saturday, she leads a group of walkers on a quick discussion of a health related topic and then encourages everyone to join her in a walk. Currently we’ve been walking inside the Civic Center building but will move to an outside location for the summer.
- Approximately 5 walkers attend each time
- 32 walkers have attended at least one time
- Overall attendance = 59 walkers (October 29th - December 17th)

Christmas Tree Lighting Ceremony

- Over 150 People
- 75 kids visited Santa
- Partnered with the Valdez Consortium Library, Valdez Museum, Valdez Fire Department and the Valdez High School Choir

3rd Annual Festive Homes Contest

- 8 participating homes
- Winner – Brandy & Matt Smelcer

City of Valdez Employee’s Christmas Party

- Hosted the Christmas Party for City of Valdez Employees
- “Brinner” Theme – Breakfast for dinner with omelet and waffle bars
- Christmas Tree Decorating contest against each City Department

Parks Maintenance

1. Memorial Cemetery walking tour finalized, limbing of trees, removal of dangerous trees, additional parking built, tour pamphlets designed and ordered, historic signs and trails installed, bear artwork installed, 27 new headstones installed
2. Cottonwood/homestead road playground installation ground prep has been finished and playground selection committee has chosen and ordered the playground unit.
3. Four major ski race events prepped for; provided the hauling of snow to venues, grooming, bridge building, brush cutting, and course design.
4. Provided in kind support for the following:
 - Gold rush
 - Snow machine club; Mountain Man Hill Climb and Mayor's Cup, wounded warrior poker run, (preparation was done even though they ended up being cancelled) and three weekend 120 race events
 - Community ski races (x4)
 - Valdez community schools PE programs and ski team home meet and regional meet
 - PWSC flower transportation
 - PWSC Ski lesson prep
 - Levitation 49
 - May Day Fly In
 - Frosty Fever Event Prep
 - Military Appreciation set up
 - 4th of July events set up
 - Fireweed 400 event set up
 - Kids Fishing Derby event set up
 - RHR event prep
 - Middle School community work service day prep
 - Elementary school sledding hill and playground grooming
 - Girl Scout cookie offload and storage
 - Museum items storage
 - Community Garden; provided and hauled boulders and raised plant boxes
5. MOU with state Parks for the use of Snow shoe trail to the beach
6. Trained new flower contractor to replace Tillie Wonder in the early season for the summer
7. Hired and trained Connecting Ties staff and client to provide trash pick-up throughout the city
8. Brush Cut all trails in Keystone Canyon
9. Brush cut overlook trail, snow shoe trail, dock point trail, dock point picnic area and ski hill
10. Installed new dog water system at dog park
11. Installation of three storage barns
12. Acquired historic Pioneer Cemetery documents from the now defunct Historic Preservation Committee (HPC). Utilized funds that the HPC had set aside for maintenance to rebuild headboards and replace grave site fencing. Researched historic documents to identify old grave sites and property boundaries, and have begun rebuilding historic headstones. Expanded the cemetery area to allow better visibility during bear season. We have identified the old fence line and will GPS the area marking lots with permanent lot pins and making a digital map of the area and lots. All historic paper information has been photo copied and will be placed into the new electronic data filing system at city hall. We will be writing up historic information and providing additional headboards, informational signs and a pamphlet to expand the details of the Pioneer Cemetery Walking Tour.
 - 2 regular burials in a lot
 - 1 inurnment in a lot
 - 2 inurnments in the columbarium
 - 6 Headstone placements
 - 3 Headstone repairs
 - 29 Headboard replacements and repairs

13. Worked with local construction contractors to reclaim fill from pioneer street project to be used at the new playground parking lot
14. Re routed sections of the mineral creek trail system and out of town trail system and installed culverts in several areas

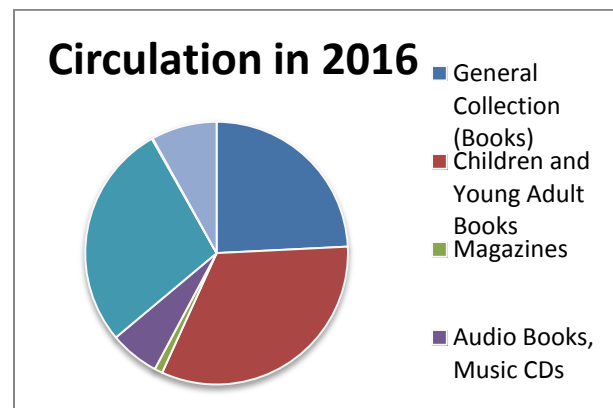
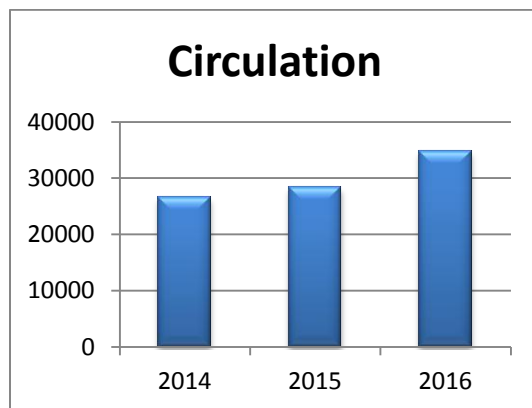
Valdez Consortium Library Year End Report

The Valdez Consortium Library serves both the community of Valdez and Prince William Sound College. Our goal is to promote literacy and life-long learning across a diverse user group by providing access to print, multimedia, electronic resources as well as a multitude of individualized programs and initiatives to ensure this valuable community resource remains both accessible and sustainable. The library is open seven days a week to ensure the community has access to our resources.

2016 Highlights:

- **Our door count was 34,053 for 2016, a little over 900 more visits than the prior year.**
- **Increased circulation by 6,408 for a total of 34,734 checkouts in 2016.**

This includes books, DVDs, audio books and other materials available in the library, and 2,808 checkouts from the Alaska Digital Library (eBooks and digital audio books).



- **Increased program offerings and program attendance.**
Some of the programs offered in 2016: Lego My Library, Preschool Story Time, Summer Reading Program, Bedtime Story Time, Alaska State Writer Frank Soos, Halloween Party, and multiple tours for students of all ages.
- **Set up a new teen section and moved DVDs to a more visible and user friendly location.**



Services provided by the Valdez Consortium Library

- **Access to the Joint Library Catalog** (*Our community has access to not only the collection of our library, but also the collections of 26 libraries and library systems across Southcentral and Southeast Alaska*)
- **Meeting Rooms with AV equipment**
- **AWE Early Literacy Computer & Tablets**
- **Laptops, E-readers, and Tablets**
- **Free Book Exchange**
- **Six PC workstations with Printing**
- **Tax Forms**
- **Alaska Digital Library**
- **Databases & Research Assistance**
- **Microfilm & Microfiche Readers**
- **Test Proctoring**
- **Study Rooms**
- **Music Listening Room**
- **Photocopier**
- **Typewriter**
- **Video Conferencing**
- **High Speed Wireless Access**
- **Programming for all ages**
- **Author Visits and other special events**
- **Library Tours**
- **Board Games**
- **Newspapers & Magazines**
- **Mango Languages** (*Online language learning resource*)
- **Early Literacy Space**
- **Egan Room Collection** (*Alaskan Books*)
- **Resident & Visitor Library Cards**

Coming in early 2017:

- **Multiple Wi-Fi Access Points** (*This will improve Wi-Fi connection throughout the entire library*)
- **Mobile and Self-Service Printing** (*Patrons will be able to print from their own devices, and from their home computers*)

Valdez Convention and Civic Center Year End Report

In 2016 the Valdez Convention and Civic Center held 194 events (including catering events) with a total of 597 functions. Total attendance of those events was 26,900.

Total revenue generated for the year was \$211,298.92 with an approximate 45% of chargeable income waived. Our over-all revenues were down by 9% compared to the previous year, due largely to the lack of an annual spill drill (a substantial source of income for rental and catering) as they opted to perform the drill at the terminal. However, part of the difference was offset by the increase in movie and concession revenues.

TASKS/JOBS OR SPECIAL ACCOMPLISHMENTS

9 conferences, conventions and/or annual meetings took place in 2016, including PWSC “Vegas in Valdez” Archery Tournament, PWSC Last Frontier Theatre Conference, Valdez Women’s Derby, Petro Star’s 5-Day and 6-Day Seminars as well as TBA Theatre.

Our sound system continues to improve and received another much-needed upgrade with the replacement of our older Allen & Heath Soundboard in the ballrooms with a new Yamaha digital

board. We have also started using a newer, more efficient remote way of communicating with our soundboards utilizing wireless technology to connect from other points in the building.

MEETINGS ATTENDED/CONTACTS

Many meetings were held with Clients. The number of weddings at the Civic Center continues to grow, including two which were hosted from out-of-town which opted for the Civic Center because of attractiveness of the venue, value and location.

UP-COMING EVENTS/PROJECTS

Large events/conferences coming in 2017 include the Vegas in Valdez Archery Tournament, Alaska Recreation and Park Association Annual Conference, PWSC Last Frontier Theatre Conference, Women's Salmon Derby and of course the full 2017 Spill Drill exercise.

New signs for the building have been ordered and contracted and will be installed in the coming next few months. The Civic Center is planning on hosting our own Alaskan Home and Garden Show this spring with local and Anchorage vendors showcasing services and goods.

ATTACHMENTS

Monthly/Annual Summary, Movie and Concessions Revenue Report

VALDEZ CONVENTION AND CIVIC CENTER MONTHLY & ANNUAL SUMMARY 2016

	Events*	Functions*	Attendance	Catering Events	Catering Functions	Rental/Fees Generated	Catering Fees Generated	Movie Income	Concessions Income	MONTHLY TOTALS	Conferences & Conventions
JANUARY	14	52	2,785	1	3	\$1,034.00	\$480.00	\$ 7,629.00	\$5,793.25	\$14,936.25	0
FEBRUARY	12	37	1,825	1	3	\$2,585.00	\$260.00	\$ 6,939.00	\$5,293.50	\$15,077.50	0
MARCH	11	33	1,475	0	0	\$3,389.38	\$650.00	\$ 5,845.00	\$4,252.45	\$14,136.83	1
APRIL	20	58	2,430	1	3	\$260.00	\$0.00	\$8,093.00	\$5,618.00	\$13,971.00	1
MAY	21	46	1,960	3	9	\$9,181.00	\$1,155.92	\$8,135.00	\$5,508.75	\$23,980.67	0
JUNE	10	53	3,250	1	12	\$0.00	\$1,880.58	\$4,122.00	\$3,048.25	\$9,050.83	1
JULY	10	29	1,925	0	0	\$6,127.97	\$1,735.66	\$14,383.00	\$9,019.25	\$31,265.88	1
AUGUST	19	73	2,125	2	6	\$180.00	\$0.00	\$9,155.00	\$5,822.50	\$15,157.50	1
SEPTEMBER	16	71	2,315	1	3	\$1,424.00	\$0.00	\$8,121.00	\$6,306.25	\$15,851.25	2
OCTOBER	20	59	2,100	2	6	\$1,795.00	\$422.76	\$7,596.00	\$5,692.75	\$15,506.51	2
NOVEMBER	16	45	1910	2	6	\$6,714.96	\$951.01	\$7,806.00	\$6,129.00	\$21,600.97	0
DECEMBER	18	41	2,800	6	18	\$4,840.00	\$4,263.48	\$6,644.00	\$5,016.25	\$20,763.73	0
TOTALS:	187	597	26,900	20	69	\$37,531.31	\$11,799.41	\$94,468.00	\$67,500.20	\$211,298.92	9

***Definition of an event versus a function: For example, an event is a movie, a function is each separate showing of that movie. An Alyeska meeting is an event, but if they have lunch in another room then it counts as 2 functions.**

Rental and Catering revenues shown here are revenues **generated**, not collected, each month, and do not include late interest fees collected.

2016 VALDEZ CIVIC CENTER MOVIE REVENUE REPORT

JANUARY 1, 2016 - DECEMBER 31, 2016

	MOVIE TITLE	2D/3D	Rating	# OF SHOWS	CONCESSION GROSS REVENUE	ATTENDANCE	MOVIE GROSS REVENUE
1	Star Wars The Force Awakens	2D/3D	PG-13	12	\$ 2,162.75	481	\$ 3,369.00
2	Alvin and the Chmunks Road Chip	2D	PG	8	\$ 891.50	176	\$ 1,068.00
3	The Hateful 8	2D	R	6	\$ 710.00	130	\$ 919.00
4	The Good Dinosaur	2D/3D	PG	8	\$ 1,643.25	346	\$ 2,186.00
5	The Revenant	2D	R	6	\$ 1,072.50	238	\$ 1,705.00
6	The 5th Wave	2D	PG-13	6	\$ 1,114.50	198	\$ 1,312.00
7	Kung Fu Panda	2D/3D	PG	8	\$ 2,285.75	374	\$ 2,881.00
8	Pride and Prejudice and Zombies	2D	PG-13	6	\$ 805.50	153	\$ 991.00
9	Deadpool	2D	R	7	\$ 2,080.50	419	\$ 2,966.00
10	The Finest Hours	2D	PG-13	6	\$ 786.63	174	\$ 1,172.00
11	Whiskey Tango Foxtrot	2D	R	6	\$ 701.25	149	\$ 1,101.00
12	Zootopia	2D/3D	PG	8	\$ 2,037.25	512	\$ 3,365.00
13	10 Cloverfield Lane	2D	PG-13	6	\$ 751.25	155	\$ 1,096.00
14	Batman Vs Superman Dawn of Justice	2D/3D	PG-13	12	\$ 2,106.50	447	\$ 3,248.00
15	The Boss	2D	R	5	\$ 696.00	133	\$ 958.00
16	The Jungle Book	2D/3D	PG	7	\$ 2,037.75	425	\$ 2,987.00
17	The Huntsman Winters War	2D/3D	PG-13	6	\$ 1,183.25	227	\$ 1,619.00
18	Captain America Civil War	2D/3D	PG-13	6	\$ 1,829.00	437	\$ 3,208.00
19	Angry Birds	2D/3D	PG	8	\$ 1,358.75	261	\$ 1,715.00
20	Independence Day Resurgence	2D/3D	PG-13	11	\$ 3,067.25	673	\$ 5,033.00
21	Alice Through the Looking Glass	2D/3D	PG	8	\$ 1,178.00	248	\$ 1,793.00
22	Xmen Apocalypse	2D/3D	PG-13	6	\$ 1,264.00	323	\$ 2,384.00
23	Finding Dory	2D/3D	PG	8	\$ 3,285.00	778	\$ 5,445.00
24	BFG	2D/3D	PG	8	\$ 1,497.25	317	\$ 2,217.00
25	Ghostbusters	2D/3D	PG-13	6	\$ 1,588.50	330	\$ 2,500.00
26	Star Trek Beyond	2D/3D	PG-13	6	\$ 1,613.25	370	\$ 2,870.00
27	Secret Life of Pets	2D/3D	PG	8	\$ 2,485.50	553	\$ 3,737.00
28	Suicide Squad	2D/3D	PG-13	7	\$ 2,380.25	470	\$ 3,355.00
29	Petes Dragon	2D/3D	PG	8	\$ 1,797.50	338	\$ 2,283.00

30	Don't Breathe	2D	R	5	\$ 673.50	116	\$ 847.00
31	Kubo and the Two Strings	2D	PG	8	\$ 960.50	191	\$ 1,206.00
32	Sully	2D	PG-13	6	\$ 1,035.00	219	\$ 1,515.00
33	Bridget Jones Baby	2D	R	6	\$ 450.50	69	\$ 515.00
34	The Magnificent Seven	2D	PG-13	5	\$ 1,289.00	269	\$ 1,892.00
35	Masterminds	2D	PG-13	6	\$ 576.00	120	\$ 862.00
36	Miss Peregrines Home for Peculiar Children	2D	PG-13	9	\$ 1,969.30	365	\$ 2,477.00
37	The Girl on the Train	2D	R	6	\$ 790.00	162	\$ 1,160.00
38	Ouija Origin of Evil	2D	PG-13	6	\$ 545.25	98	\$ 611.00
39	Trolls	2D	PG	8	\$ 2,507.00	506	\$ 3,153.00
40	Doctor Strange	2D	PG-13	7	\$ 1,744.00	388	\$ 2,566.15
41	Fantastic Beasts	2D	PG-13	8	\$ 2,063.50	437	\$ 2,768.00
42	Moana	2D	PG	8	\$ 2,667.00	652	\$ 4,360.00
	Miscellaneous Concessions	N/A	N/A	# OF SHOWS	CONCESSION GROSS REVENUE	ATTENDANCE	N/A
	ARTS COUNCIL Chris Proctor Septemeber 17			1	\$ 134.00		
	ARTS COUNCIL DALA April 20			1	\$ 98.25		
	ARTS COUNCIL Women of the World October 16			1	\$ 203.25		
	ARTS COUNCIL Wonderheads March 30			1	\$ 270.25		
	Bah Hum Duck December 10			1	\$ 86.00		
	PWSC Play December 2-3			2	\$ 451.50		
	PWSC Play March 25-26			2	\$ 157.50		
	War Room January 12			1	\$ 394.25		
	Misc. Concession open sales				\$ 2,022.07		
	TOTALS			311	\$ 67,498.00	13427	\$ 93,415.15
					(AVG: 41.91 PPL PER SHOW)		
	LAST YEARS 2015 TOTALS:				\$ 60,979.50		\$ 69,888.00
	PREVIOUS YEARS 2014 TOTALS:				\$ 44,876.25		\$ 88,823.72