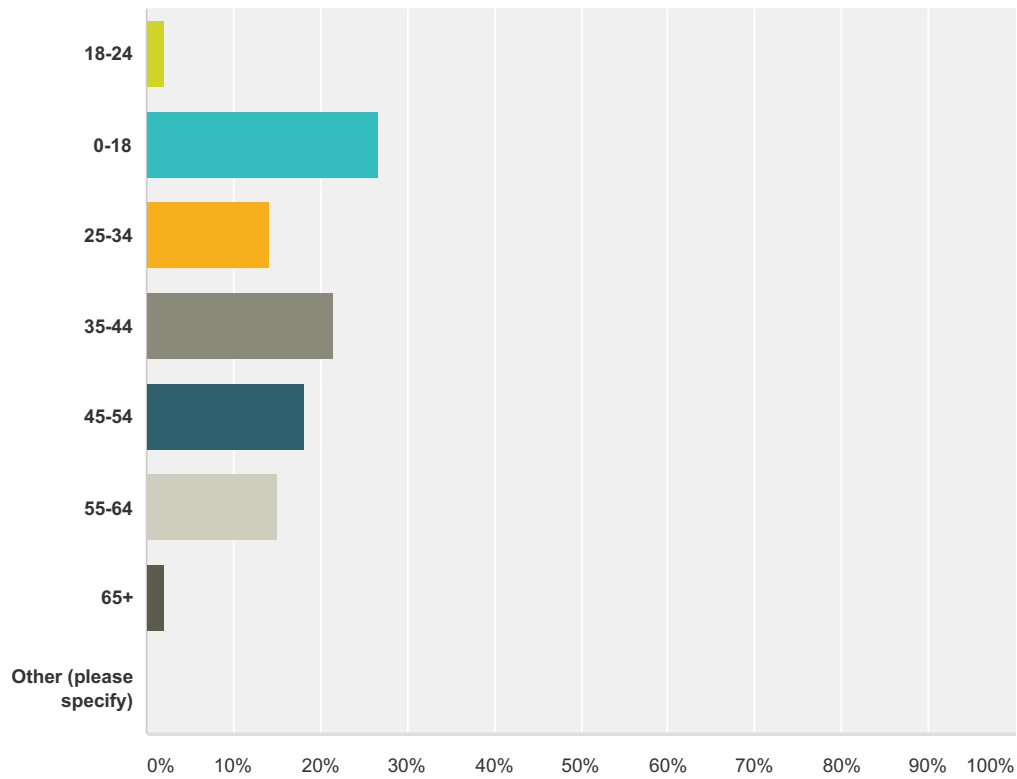


## Q1 Which one of the following best describes your age range?

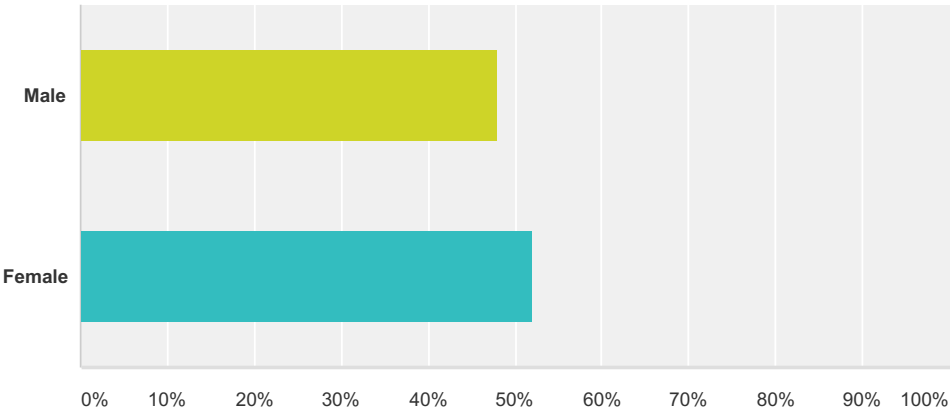
Answered: 232 Skipped: 0



Answer Choices	Responses	
18-24	2.16%	5
0-18	26.72%	62
25-34	14.22%	33
35-44	21.55%	50
45-54	18.10%	42
55-64	15.09%	35
65+	2.16%	5
Other (please specify)	0.00%	0
<b>Total</b>		<b>232</b>

Q2 What is your gender?

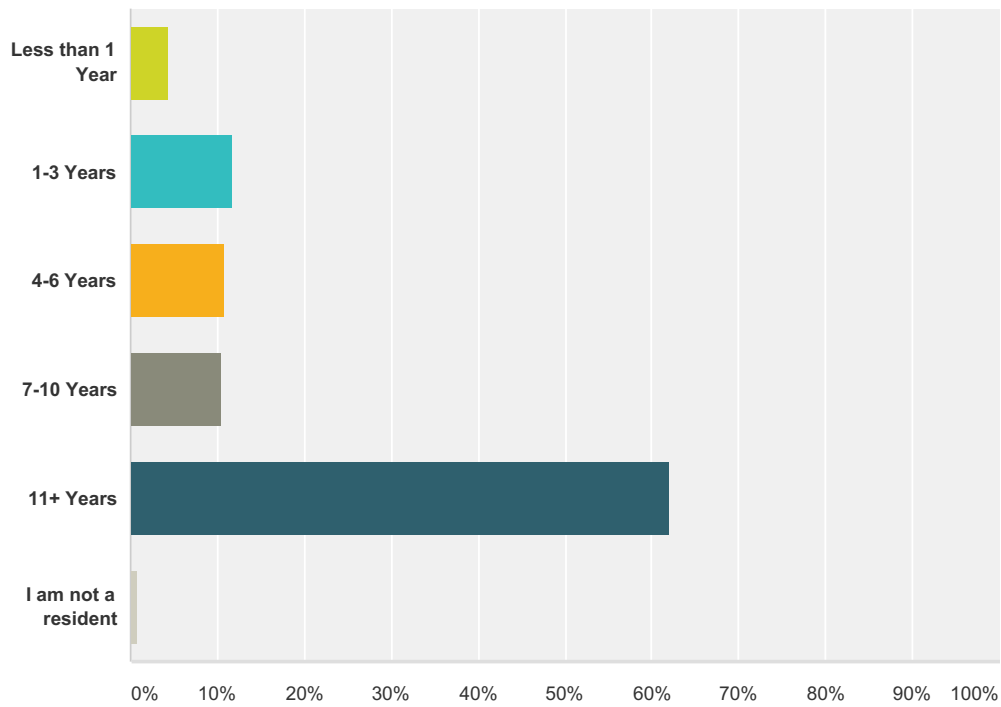
Answered: 229 Skipped: 3



Answer Choices	Responses	
Male	48.03%	110
Female	51.97%	119
Total		229

### Q3 How long have you been a resident of Valdez?

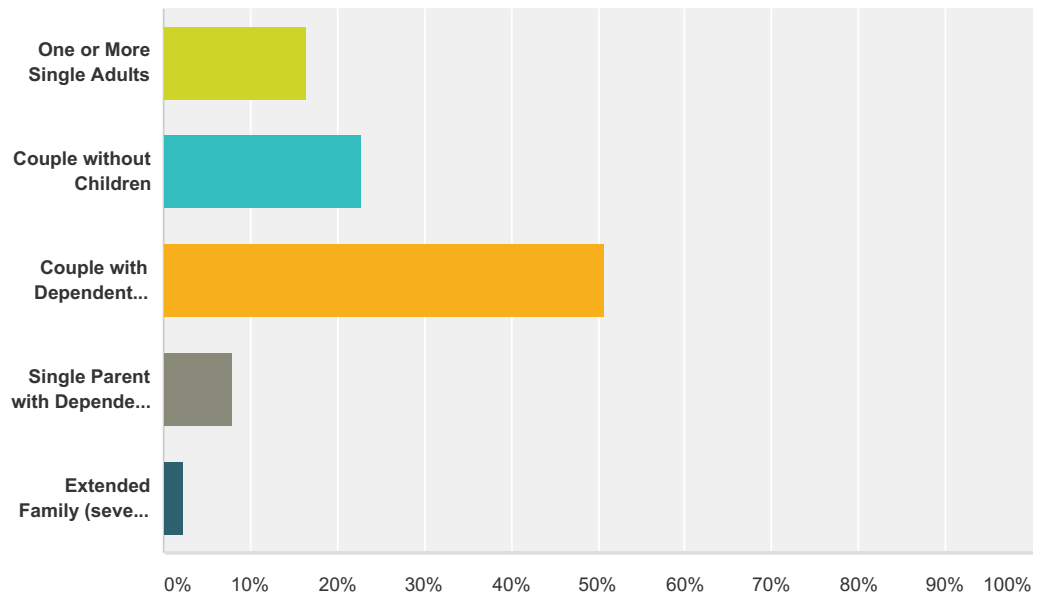
Answered: 232 Skipped: 0



Answer Choices	Responses
Less than 1 Year	4.31% 10
1-3 Years	11.64% 27
4-6 Years	10.78% 25
7-10 Years	10.34% 24
11+ Years	62.07% 144
I am not a resident	0.86% 2
<b>Total</b>	<b>232</b>

## Q4 Which one of the following best describes your household?

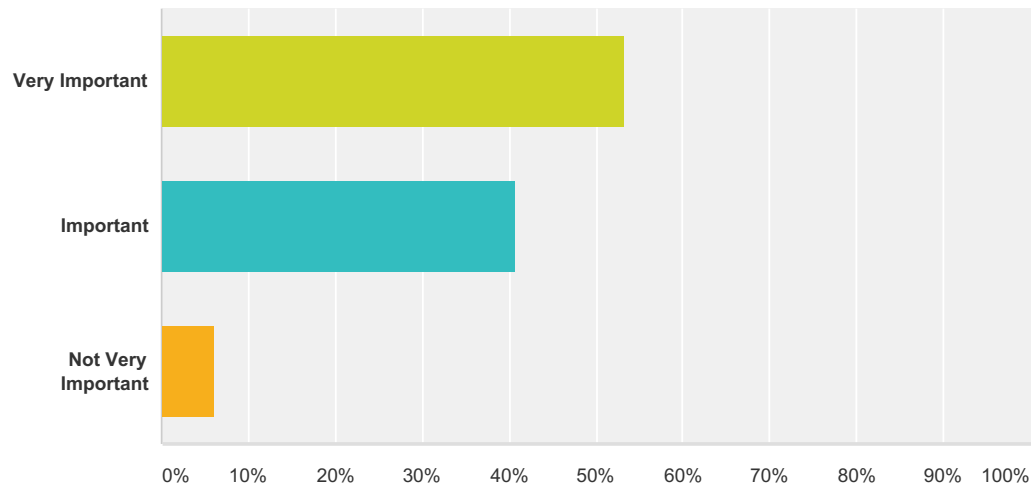
Answered: 225 Skipped: 7



Answer Choices	Responses	
One or More Single Adults	16.44%	37
Couple without Children	22.67%	51
Couple with Dependent Children	50.67%	114
Single Parent with Dependent Children	8.00%	18
Extended Family (several generations)	2.22%	5
<b>Total</b>		<b>225</b>

## Q5 How important are recreational and wellness activities to your lifestyle?

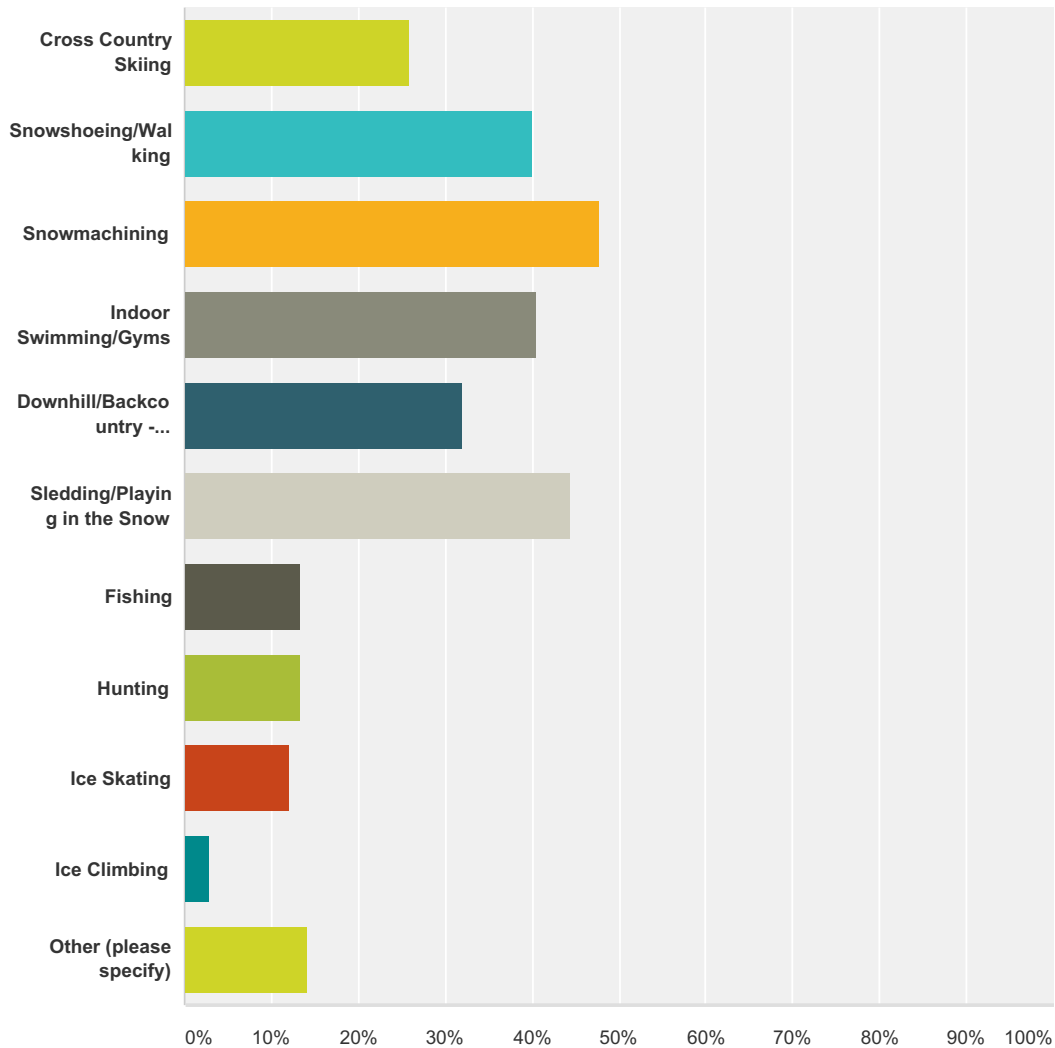
Answered: 231 Skipped: 1



Answer Choices	Responses	
Very Important	53.25%	123
Important	40.69%	94
Not Very Important	6.06%	14
<b>Total</b>		<b>231</b>

## Q6 When you have time available, what are the TOP THREE WINTER RECREATION ACTIVITIES you and/or your family enjoy?

Answered: 232 Skipped: 0



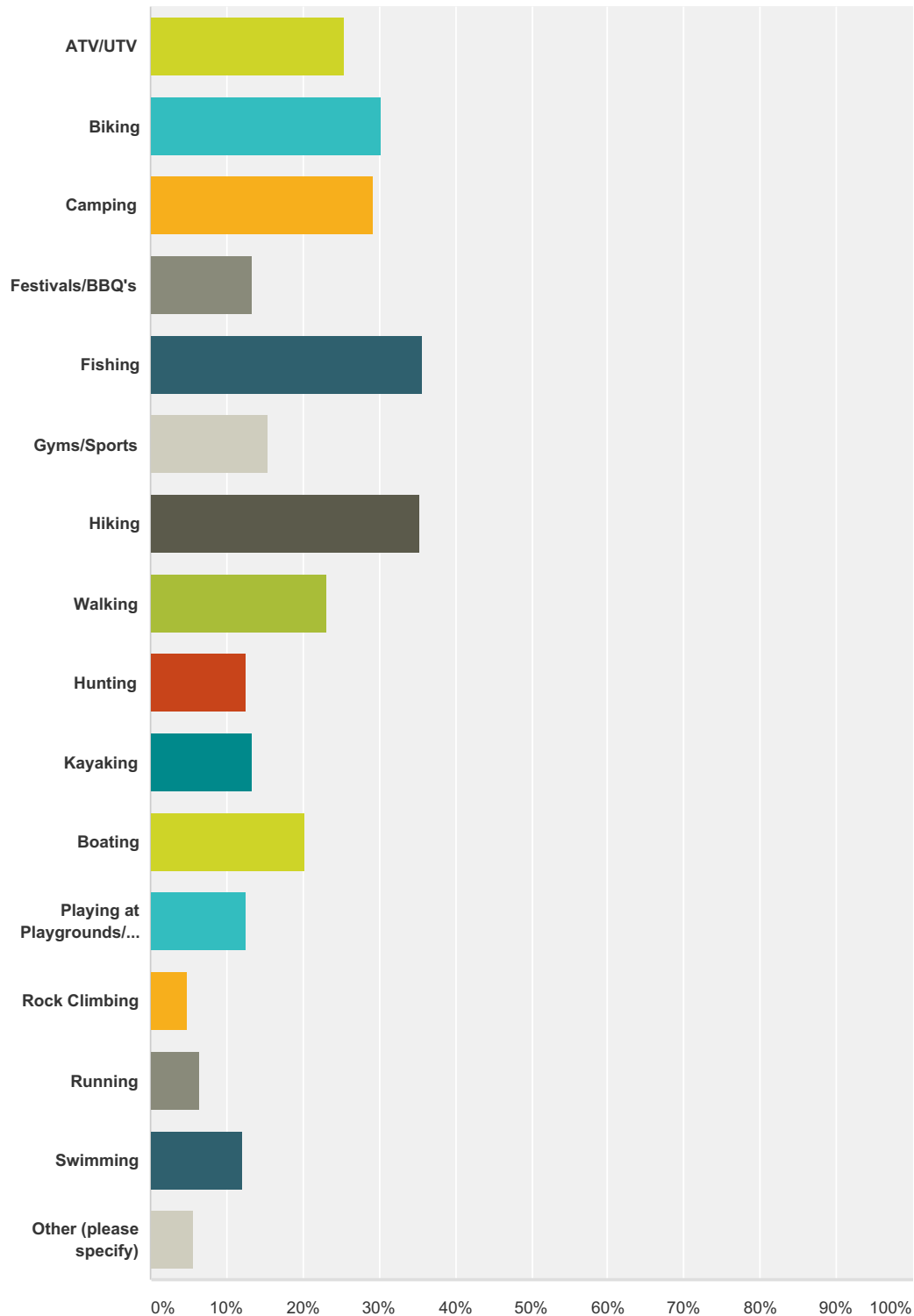
Answer Choices	Responses
Cross Country Skiing	25.86% 60
Snowshoeing/Walking	40.09% 93
Snowmachining	47.84% 111
Indoor Swimming/Gyms	40.52% 94
Downhill/Backcountry - Skiing/Snowboarding	31.90% 74
Sledding/Playing in the Snow	44.40% 103
Fishing	13.36% 31
Hunting	13.36% 31

## Parks & Recreation Community Survey

Ice Skating	12.07%	28
Ice Climbing	3.02%	7
Other (please specify)	14.22%	33
<b>Total Respondents: 232</b>		

**Q7 When you have time available, what are the TOP THREE SUMMER RECREATION ACTIVITIES you and/or your family enjoy?**

Answered: 232 Skipped: 0



Answer Choices	Responses
----------------	-----------

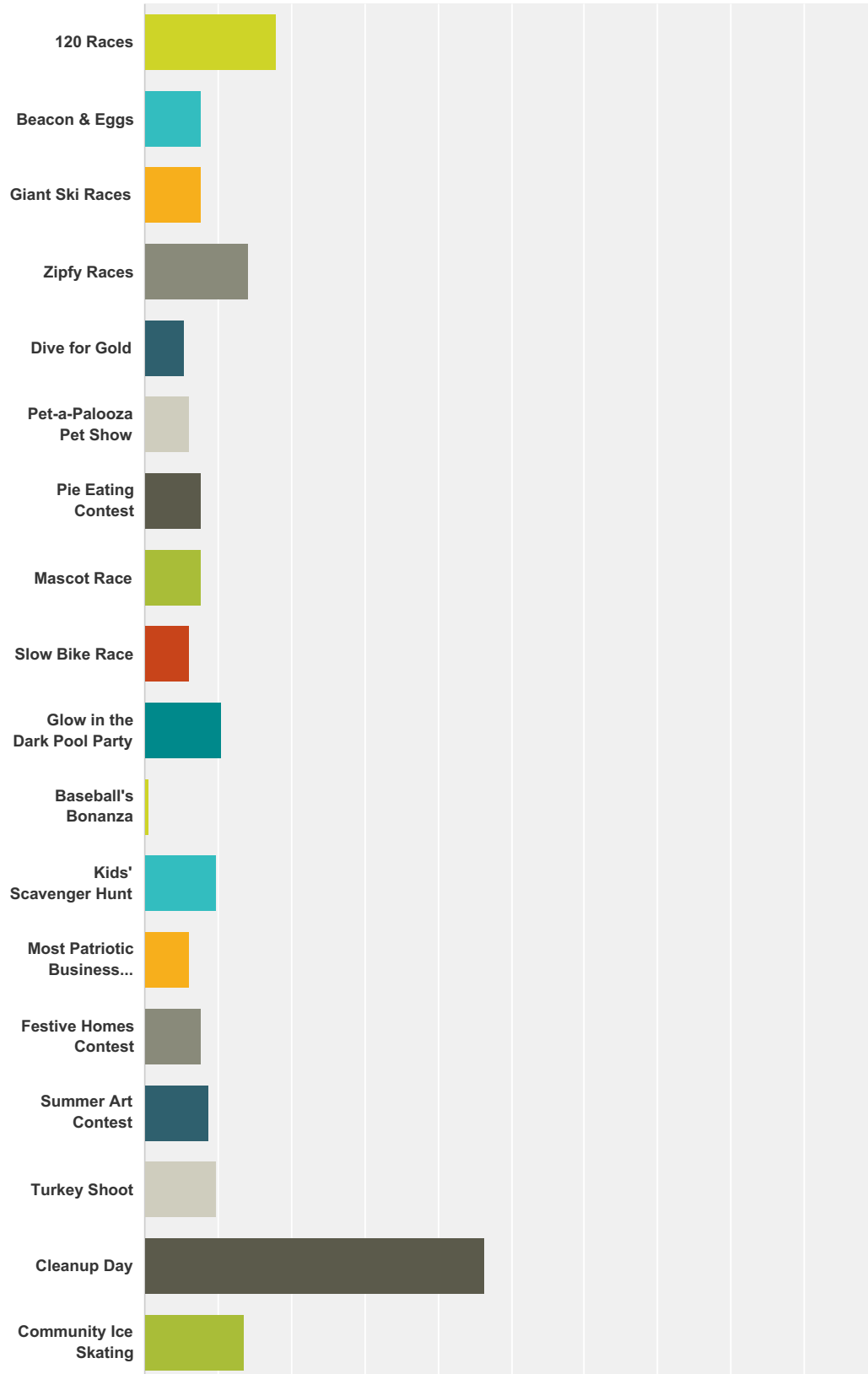


## Parks & Recreation Community Survey

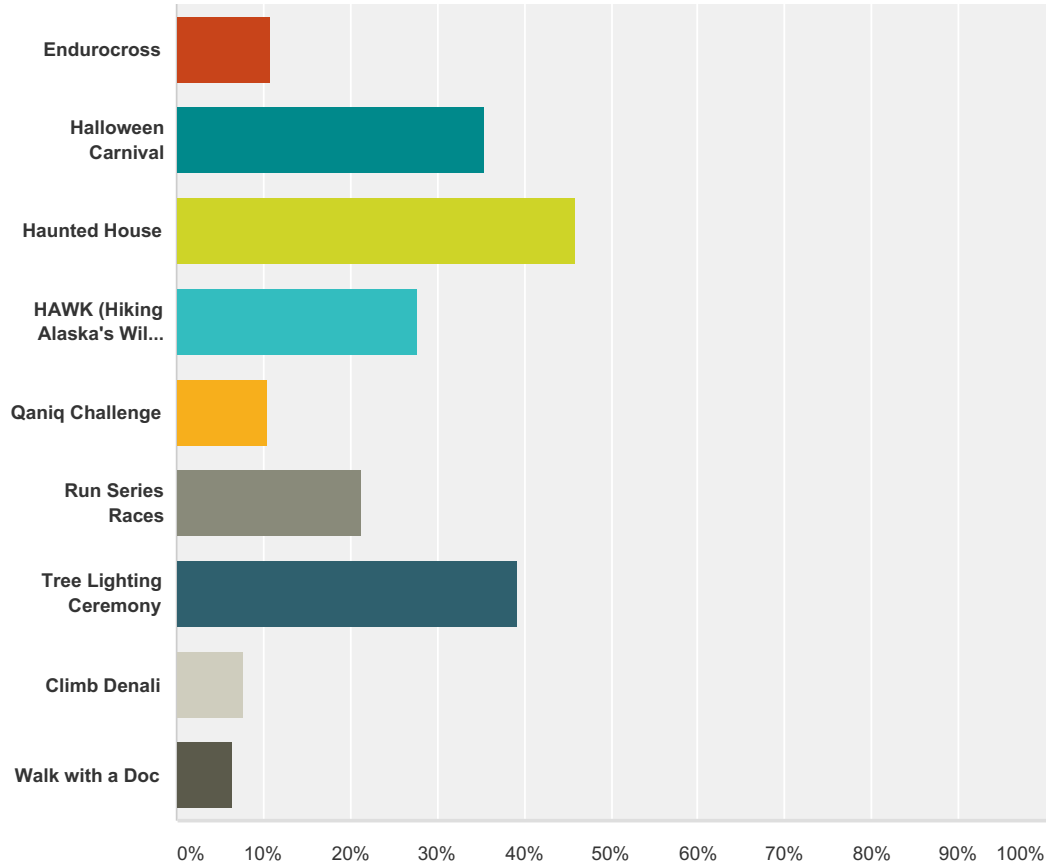
ATV/UTV	25.43%	59
Biking	30.17%	70
Camping	29.31%	68
Festivals/BBQ's	13.36%	31
Fishing	35.78%	83
Gyms/Sports	15.52%	36
Hiking	35.34%	82
Walking	23.28%	54
Hunting	12.50%	29
Kayaking	13.36%	31
Boating	20.26%	47
Playing at Playgrounds/Parks	12.50%	29
Rock Climbing	4.74%	11
Running	6.47%	15
Swimming	12.07%	28
Other (please specify)	5.60%	13
<b>Total Respondents: 232</b>		

**Q8 Which of the following Parks & Recreation activities have you and/or your family attended in within the last year?**

Answered: 183 Skipped: 49



## Parks & Recreation Community Survey



Answer Choices	Responses
120 Races	18.03% 33
Beacon & Eggs	7.65% 14
Giant Ski Races	7.65% 14
Zipfy Races	14.21% 26
Dive for Gold	5.46% 10
Pet-a-Palooza Pet Show	6.01% 11
Pie Eating Contest	7.65% 14
Mascot Race	7.65% 14
Slow Bike Race	6.01% 11
Glow in the Dark Pool Party	10.38% 19
Baseball's Bonanza	0.55% 1
Kids' Scavenger Hunt	9.84% 18
Most Patriotic Business Contest	6.01% 11
Festive Homes Contest	7.65% 14
Summer Art Contest	8.74% 16
Turkey Shoot	9.84% 18

## Parks & Recreation Community Survey

Cleanup Day	46.45%	85
Community Ice Skating	13.66%	25
Endurocross	10.93%	20
Halloween Carnival	35.52%	65
Haunted House	45.90%	84
HAWK (Hiking Alaska's Wild Kountry)	27.87%	51
Qaniq Challenge	10.38%	19
Run Series Races	21.31%	39
Tree Lighting Ceremony	39.34%	72
Climb Denali	7.65%	14
Walk with a Doc	6.56%	12
<b>Total Respondents: 183</b>		

**Q9 Parks & Recreation events/activities  
comments and suggestions?**

Answered: 62 Skipped: 170

**Q10 The following are Parks & Recreation programming provided within the past year: Summer Camps Mighty Mites Family Game Night 20+ Community Game Night Fencing Community Swing Dance Open Gym Adult Volleyball Adult Basketball Flying Machines Family Climb Adult Climb Open Climb Swim Lessons Open Swim Lap Swim Tot Swim Rehab/Therapy Swim Senior Swim Healthier You Do you have any comments or suggestions in regards to Parks & Recreation programming?**

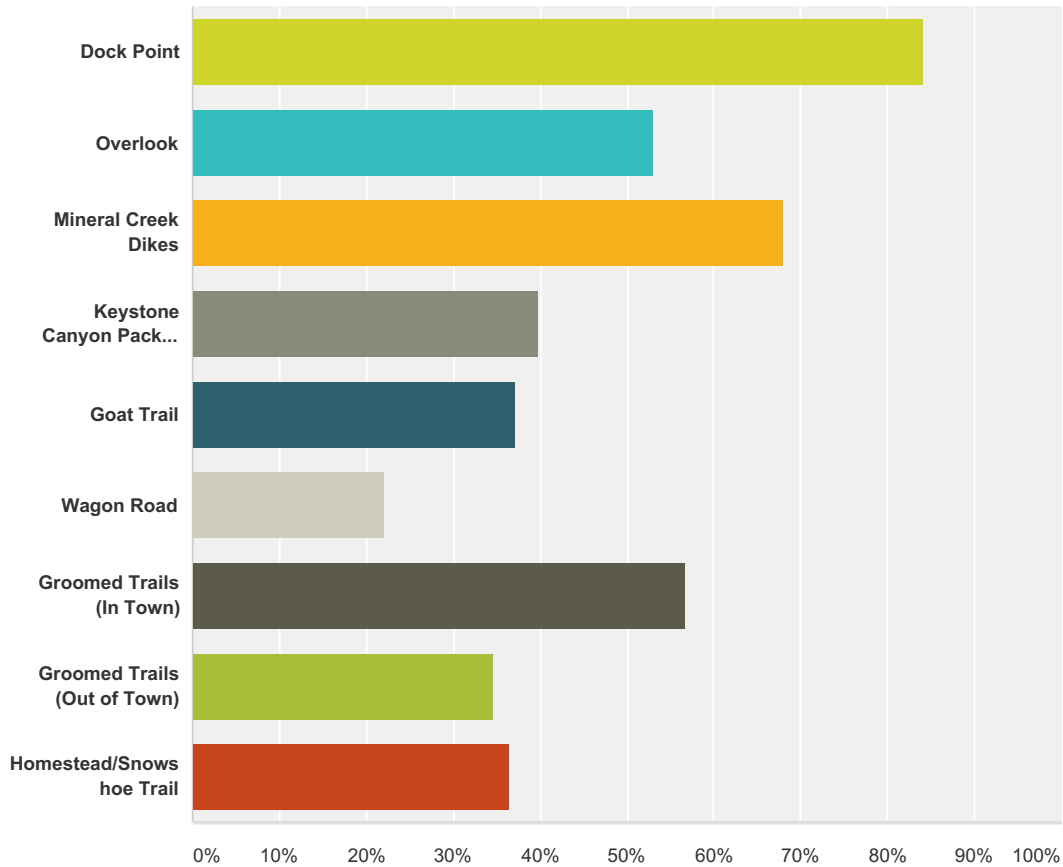
Answered: 62 Skipped: 170

**Q11 The following are Parks & Recreation  
Facilities: Teen & Community  
CenterSwimming PoolRock WallOutdoor  
Shooting RangeIndoor Shooting  
RangeSalmonberry Ski HillLuke Horning  
Memorial Sk8 ParkDo you have any  
comments or suggestions in regards to  
Parks & Recreation Facilities?**

Answered: 75 Skipped: 157

## Q12 Which of the following Parks & Recreation maintained trails have you and/or your family used within the past year?

Answered: 213 Skipped: 19

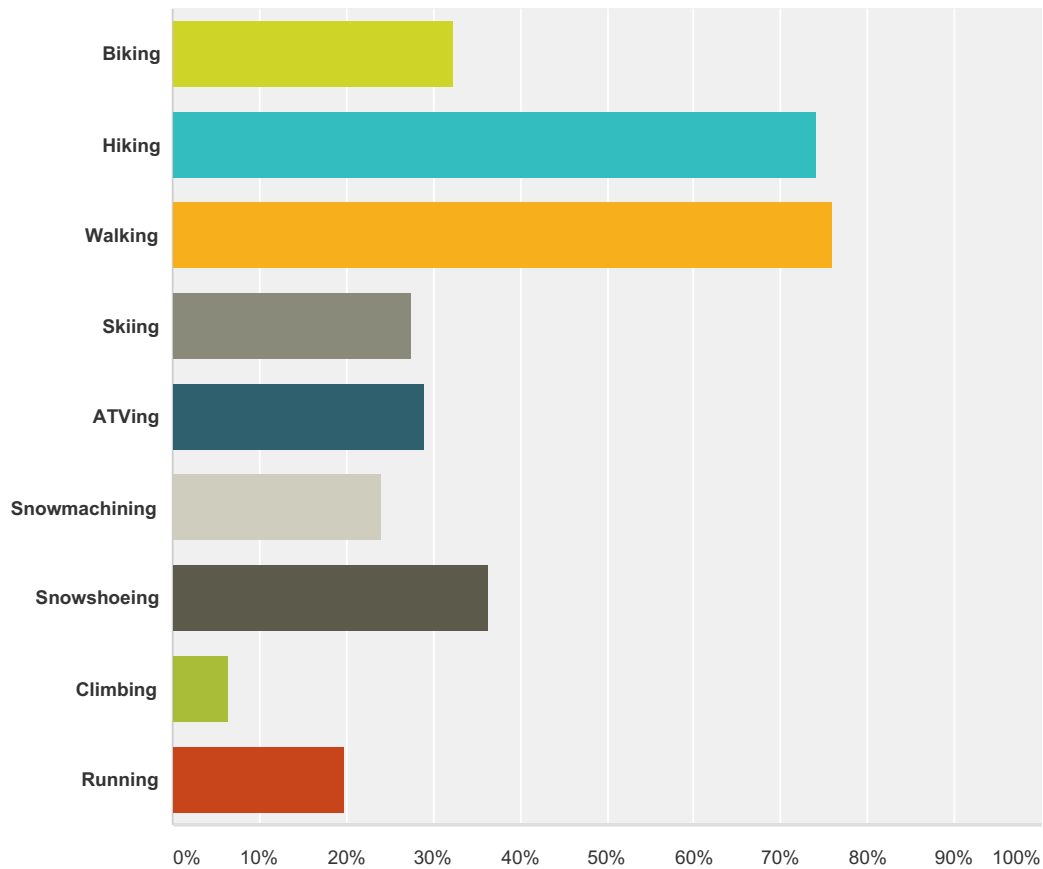


Answer Choices	Responses
Dock Point	84.04% 179
Overlook	53.05% 113
Mineral Creek Dikes	68.08% 145
Keystone Canyon Pack Trail	39.91% 85
Goat Trail	37.09% 79
Wagon Road	22.07% 47
Groomed Trails (In Town)	56.81% 121
Groomed Trails (Out of Town)	34.74% 74
Homestead/Snowshoe Trail	36.62% 78
<b>Total Respondents: 213</b>	



### Q13 Which of the following activities did you and/or your family use these trails for?

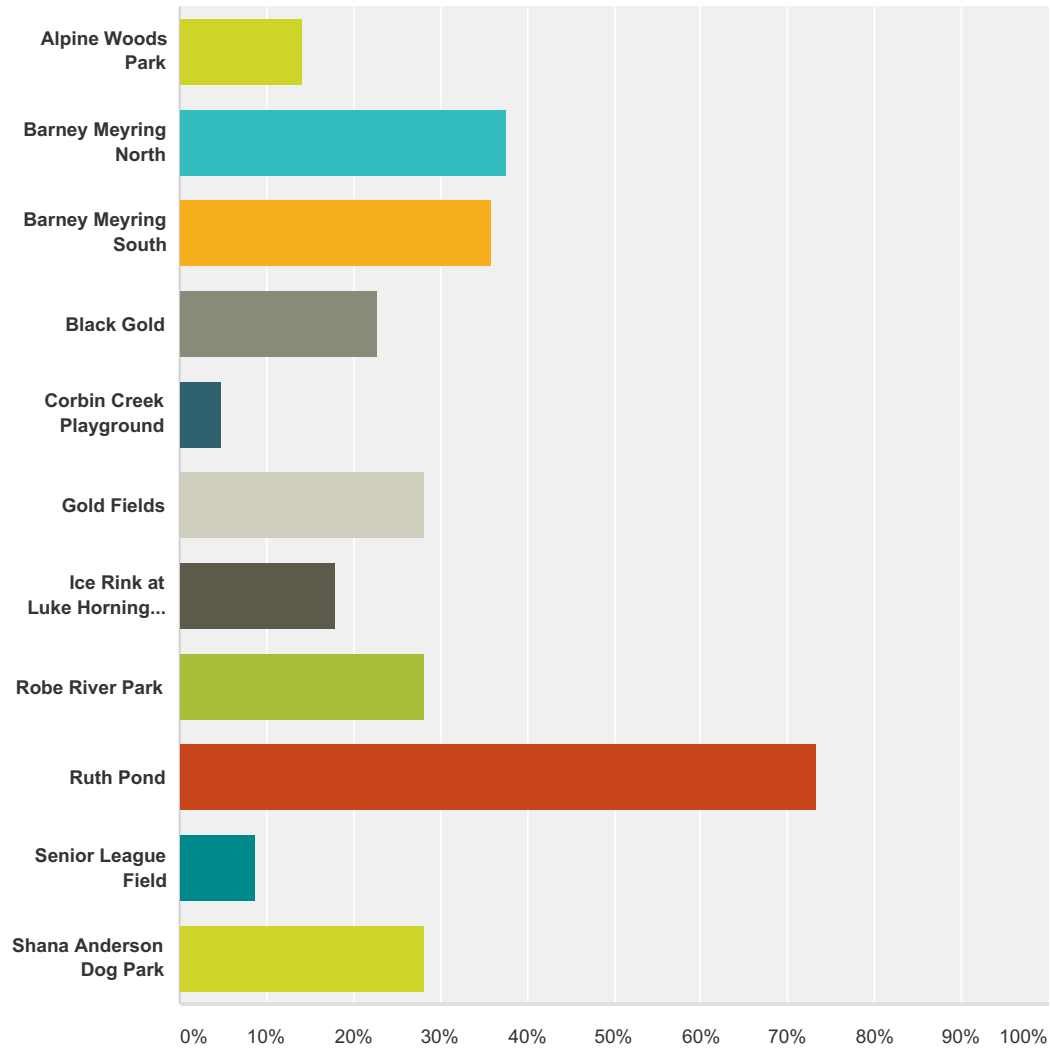
Answered: 217 Skipped: 15



Answer Choices	Responses
Biking	32.26% 70
Hiking	74.19% 161
Walking	76.04% 165
Skiing	27.65% 60
ATVing	29.03% 63
Snowmachining	23.96% 52
Snowshoeing	36.41% 79
Climbing	6.45% 14
Running	19.82% 43
Total Respondents: 217	

**Q14 Which of the following Parks & Recreation maintained parks & playgrounds have you and/or your family used within the past year?**

Answered: 184 Skipped: 48



Answer Choices	Responses
Alpine Woods Park	14.13% 26
Barney Meyring North	37.50% 69
Barney Meyring South	35.87% 66
Black Gold	22.83% 42
Corbin Creek Playground	4.89% 9
Gold Fields	28.26% 52
Ice Rink at Luke Horning Memorial Sk8 Park	17.93% 33

## Parks & Recreation Community Survey

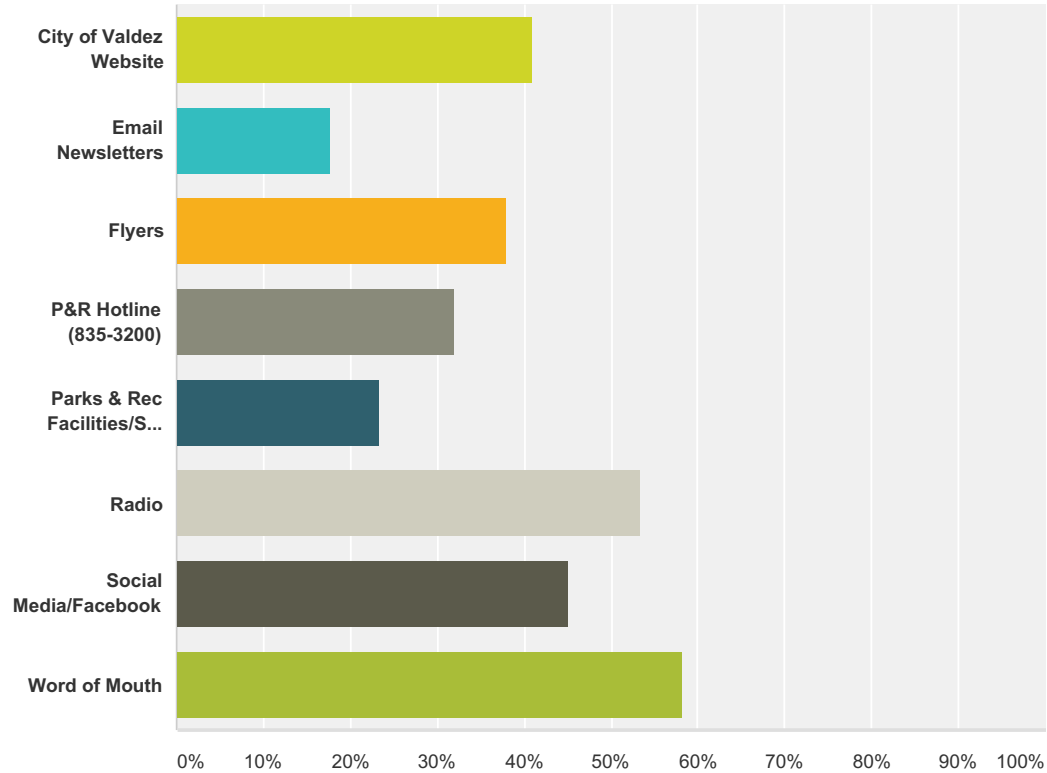
Robe River Park	28.26%	52
Ruth Pond	73.37%	135
Senior League Field	8.70%	16
Shana Anderson Dog Park	28.26%	52
<b>Total Respondents: 184</b>		

**Q15 Do you have any comments or suggestions in regards to the Parks & Playgrounds?**

Answered: 49 Skipped: 183

## Q16 Which of the following ways do you hear/read about Parks & Recreation activities and events?

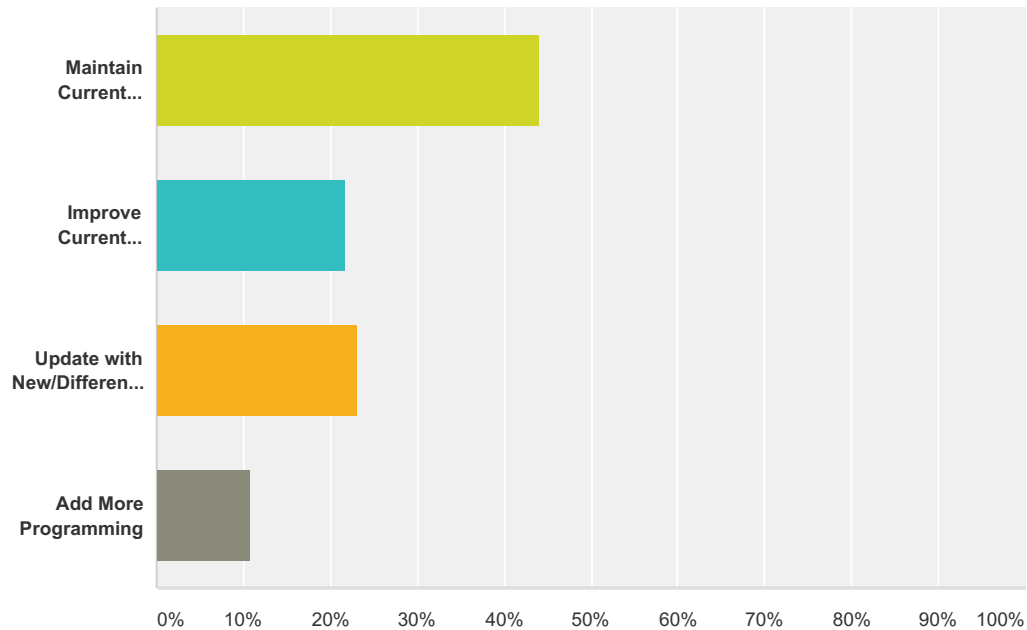
Answered: 213 Skipped: 19



Answer Choices	Responses	
City of Valdez Website	40.85%	87
Email Newsletters	17.84%	38
Flyers	38.03%	81
P&R Hotline (835-3200)	31.92%	68
Parks & Rec Facilities/Staff Members	23.47%	50
Radio	53.52%	114
Social Media/Facebook	45.07%	96
Word of Mouth	58.22%	124
Total Respondents: 213		

## Q17 What do you feel should be Parks & Recreation's current priority in regards to PROGRAMMING?

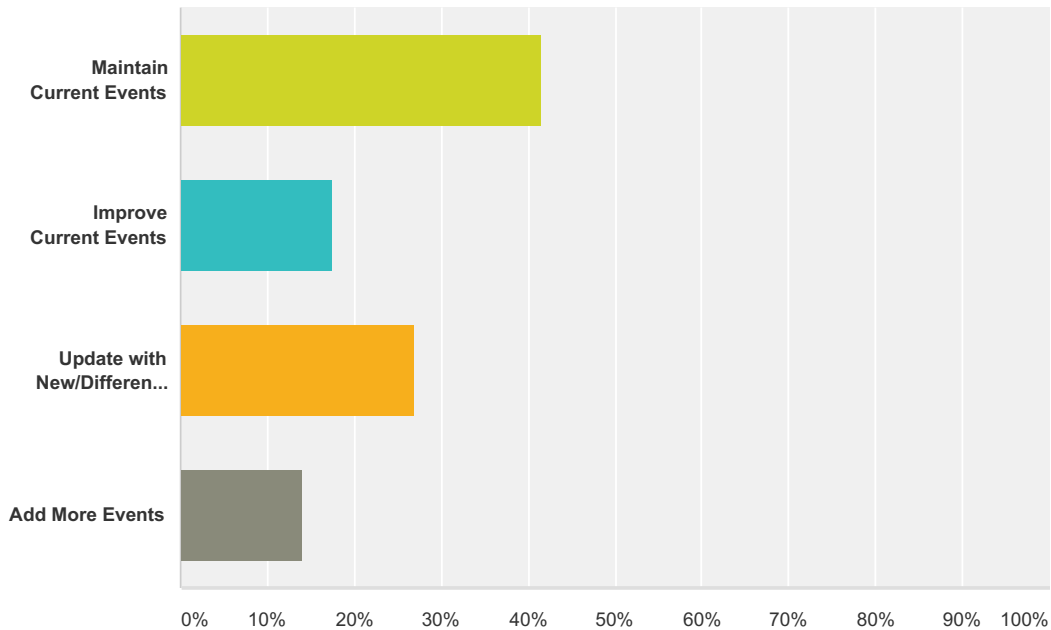
Answered: 202 Skipped: 30



Answer Choices	Responses	
Maintain Current Programming	44.06%	89
Improve Current Programming	21.78%	44
Update with New/Different Programming	23.27%	47
Add More Programming	10.89%	22
<b>Total</b>		<b>202</b>

## Q18 What do you feel should be Parks & Recreation's current priority in regards to EVENTS?

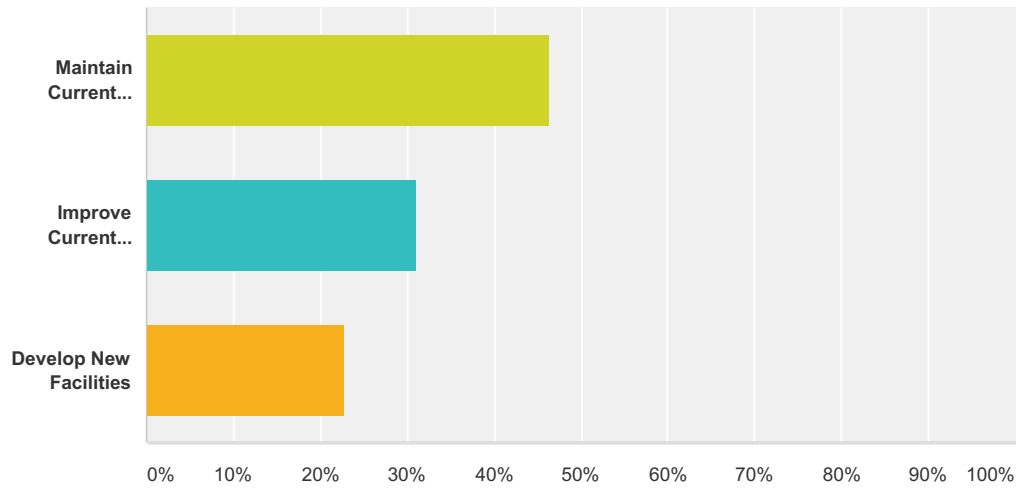
Answered: 200 Skipped: 32



Answer Choices	Responses	
Maintain Current Events	41.50%	83
Improve Current Events	17.50%	35
Update with New/Different Events	27.00%	54
Add More Events	14.00%	28
<b>Total</b>		<b>200</b>

## Q19 What do you feel should be Parks & Recreation's current priority in regards to FACILITIES?

Answered: 203 Skipped: 29

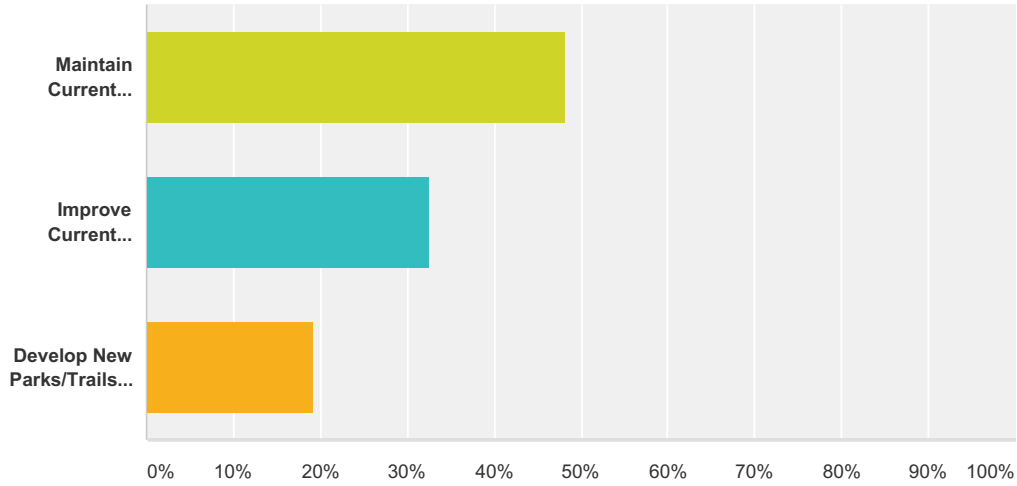


Answer Choices	Responses	
Maintain Current Facilities	46.31%	94
Improve Current Facilities	31.03%	63
Develop New Facilities	22.66%	46
<b>Total</b>		<b>203</b>



## Q20 What do you feel should be Parks & Recreation's current priority in regards to PARKS/TRAILS/PLAYGROUNDS?

Answered: 203 Skipped: 29



Answer Choices	Responses	
Maintain Current Parks/Trails/Playgrounds	48.28%	98
Improve Current Parks/Trails/Playgrounds	32.51%	66
Develop New Parks/Trails/Playgrounds	19.21%	39
<b>Total</b>		<b>203</b>

**Q21 If you could add ONLY ONE new program, activity or event which is not currently offered, what would it be and why?**

Answered: 126 Skipped: 106