




COVID-19

Valdez Community Update

Dr. Anne Zink, Chief Medical Officer

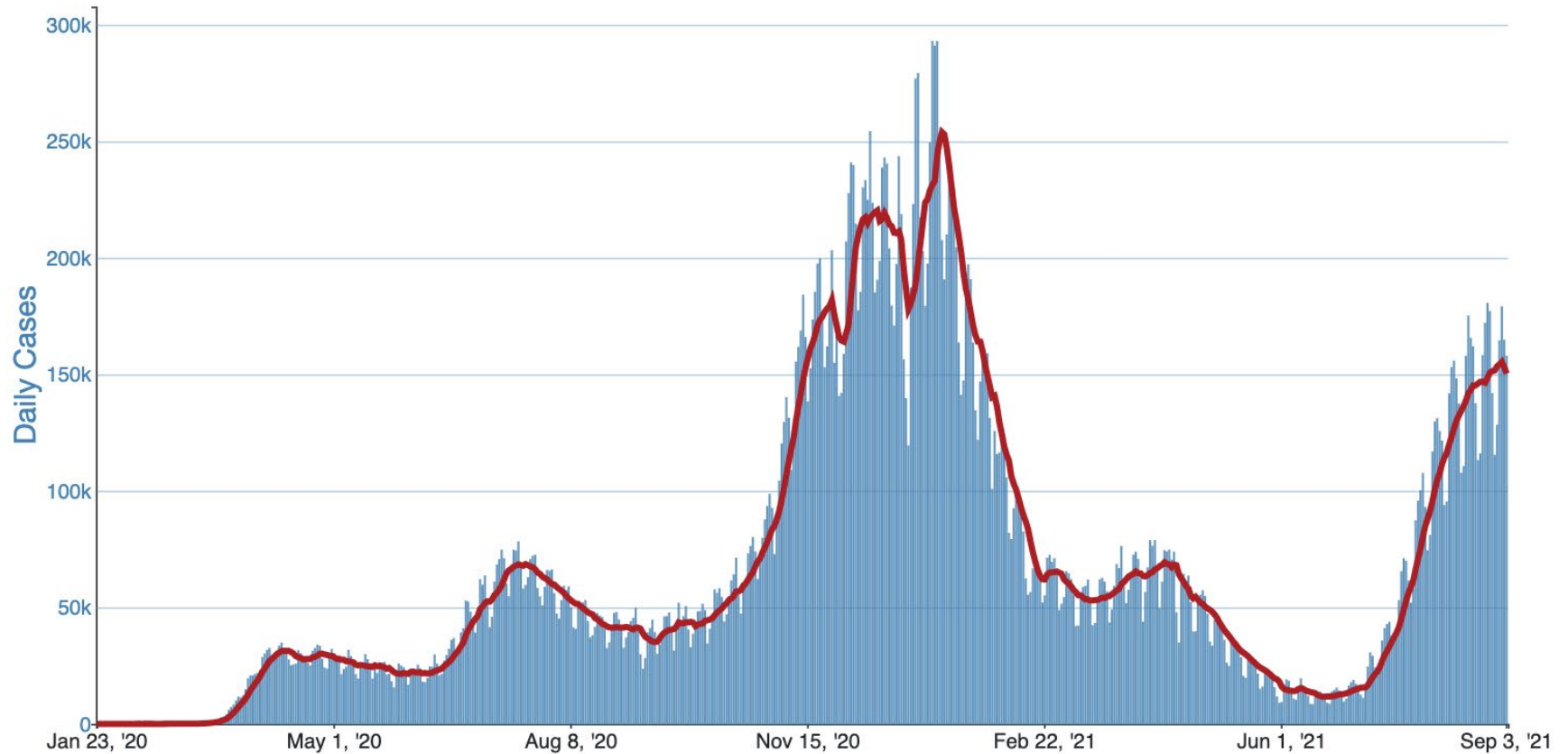
September 7, 2021



COVID-19 Cases: National Level

September 7, 2021

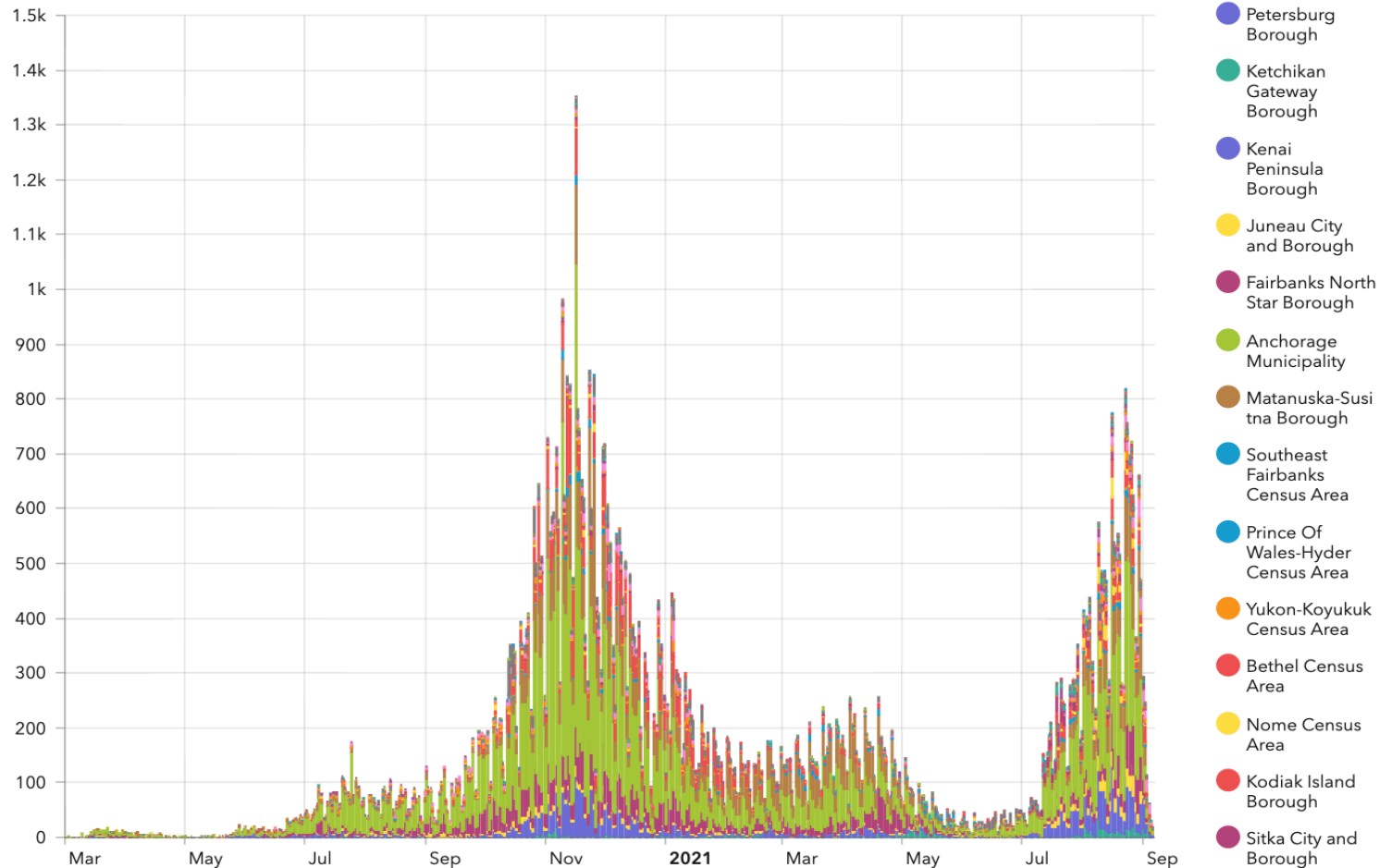
Daily Trends in Number of COVID-19 Cases in The United States Reported to CDC



COVID-19 Cases: Statewide Level

September 7, 2021

COVID-19 Cases by Symptom Onset Date*

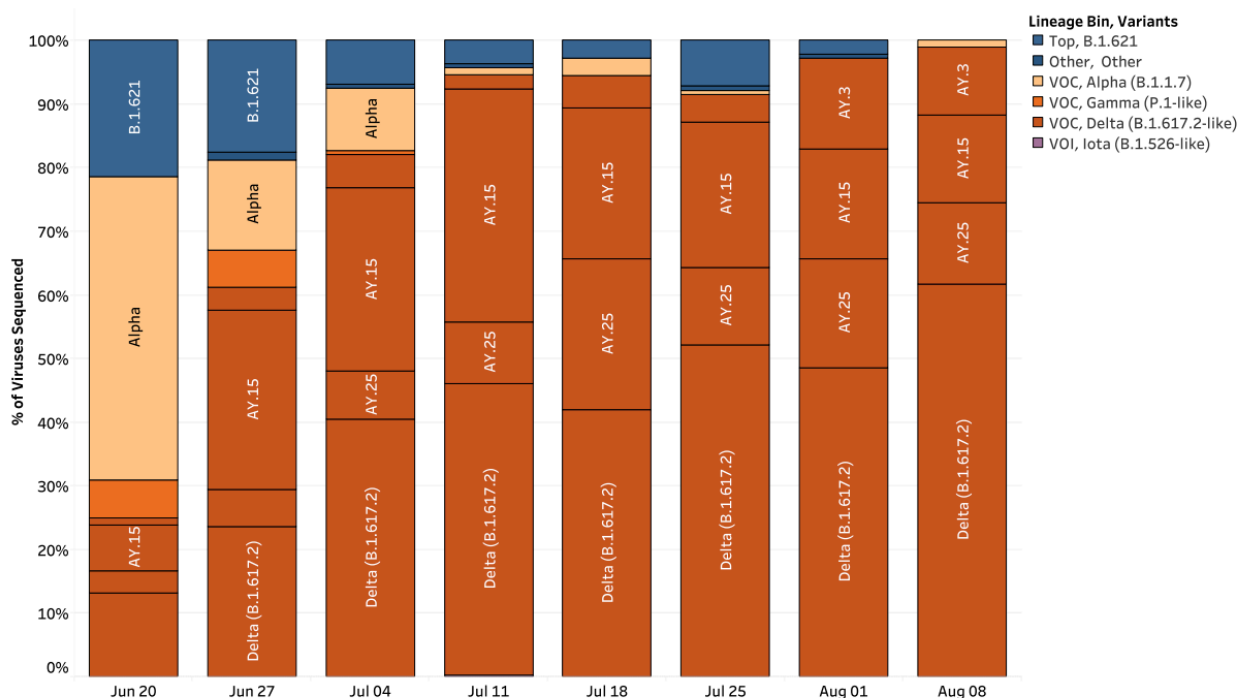


*Includes "confirmed" and "probable". Missing onset dates are substituted with report, hospitalization, or specimen collection date (whichever is earlier); dates will change with confirmed onset date.

COVID-19 Variants Circulating in Alaska

September 1, 2021, Alaska Genomics Situation Report

Recent Prevalence of Variants in Alaska



*Estimated prevalence per week period beginning on the date. This estimate is based on genome sequencing from a non-targeted convenience sample of cases. This estimate excludes cases sequenced from targeted contact tracing. Rare sub-lineages of Delta are aggregated with the parent lineage, B.1.617.2, proportion.

Alaska Genomics Situation Report:


http://dhss.alaska.gov/dph/epi/id/siteassets/pages/HumanCoV/AKSeqCon_GenomicSituationReport.pdf

Delta is Different - Highly Contagious

- **Original SARS-CoV-2 virus**
One infection spreads to about 2-3 other unprotected individuals on average
- **Delta variant**
Each infected person typically infects 5-8 unprotected individuals

How the R0 Numbers of COVID-19 Variants and Other Diseases Compare

The R0 (reproductive number) indicates how many people on average will contract an infectious disease from a single person. The more contagious the disease, the higher the R0.



R0 = indicates how contagious an infectious disease is

Adapted from the Lancet

Alaska Vaccine Breakthrough Cases

- Vaccine breakthrough (VB) infections of COVID are those detected in a person who is more than 2 weeks beyond their second dose of a 2-dose series or the only dose of a 1-dose series.
- From **January - August 28, 2021** Alaska recorded the following resulting from VB infection among Alaska residents. These counts are provisional and subject to change as more data are compiled.
 - 16 out of 121 deaths
 - 85 out of 802 hospitalizations
 - 5,162 out of 29,184 cases



Graphic: John Hopkins Bloomberg School of Public Health

82% of all cases, 89% of all hospitalizations, and 87% of deaths among Alaska residents from **January 1 through August 28, 2021** were in people who were not fully vaccinated.

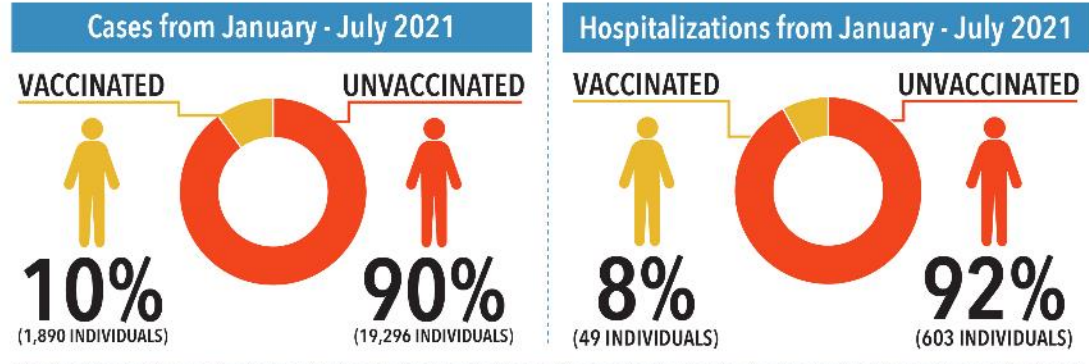
Alaska Vaccine Breakthrough Cases

Vaccinated vs. Unvaccinated Cases and Hospitalizations

January – July 2021

Vaccine breakthrough (VB) infections of COVID are those detected in a person who is more than 2 weeks beyond their second dose of a 2-dose series or the only dose of a 1-dose series.

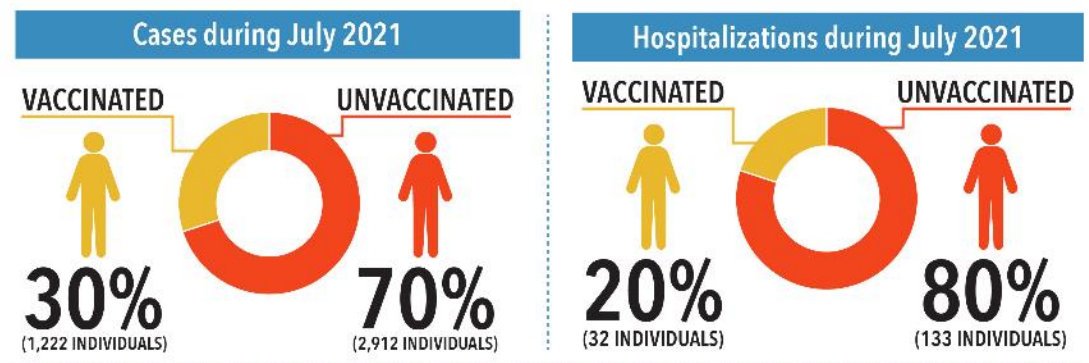
COVID-19 in Alaska



Vaccinated individuals were fully vaccinated (series complete + two weeks).
Unvaccinated individuals have not received a vaccine or are partially vaccinated.

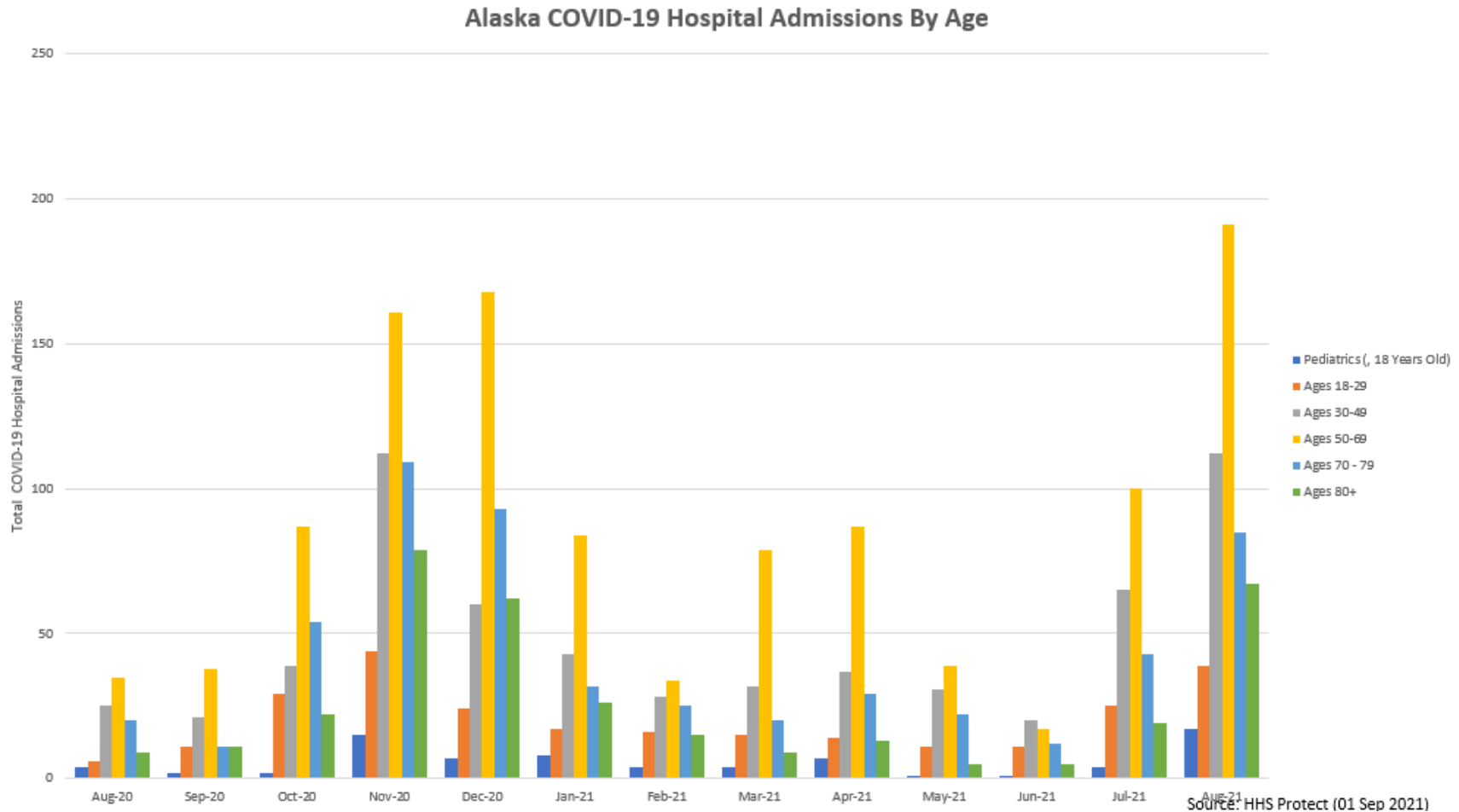
July 2021

COVID-19 in Alaska



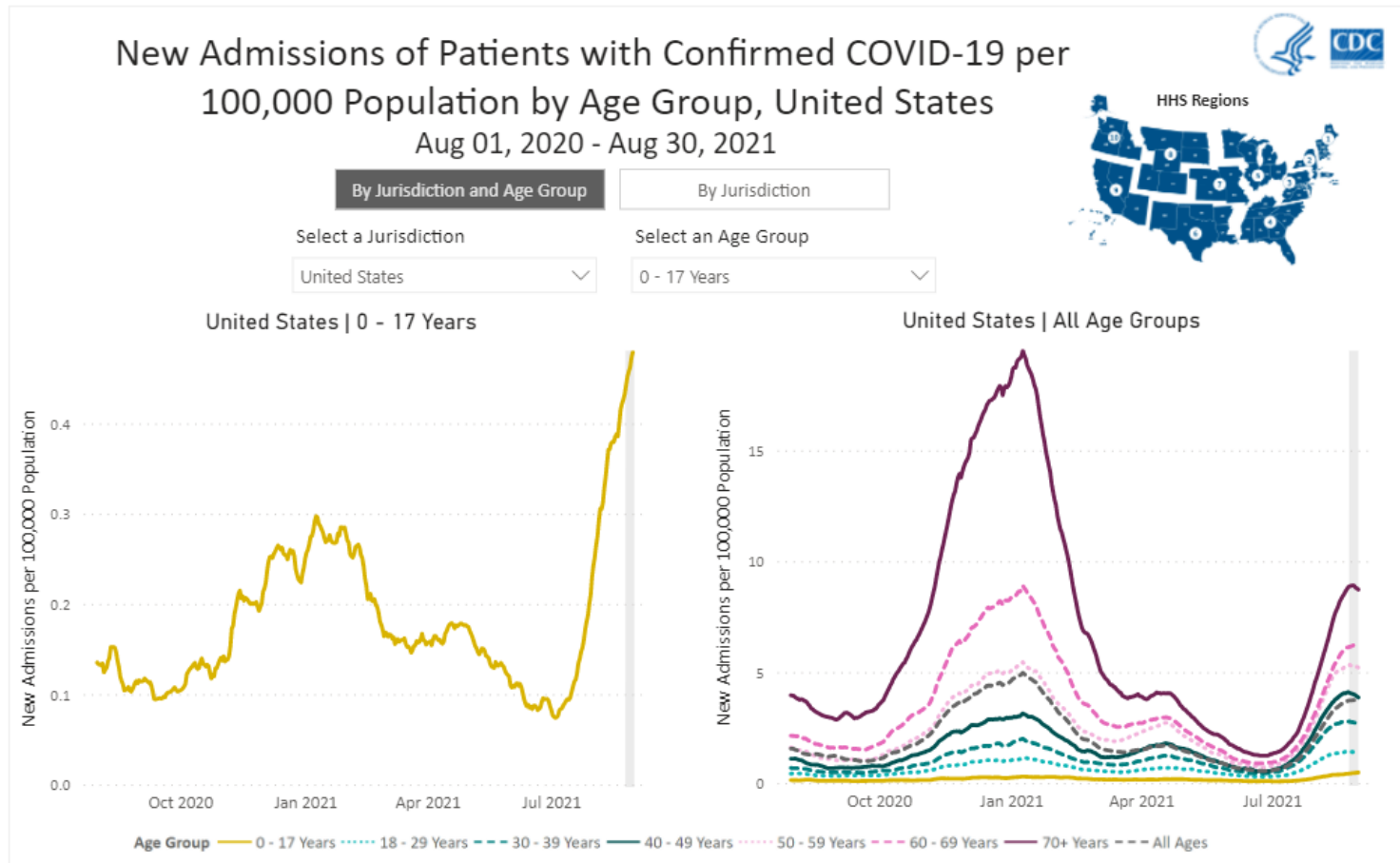
Vaccinated individuals were fully vaccinated (series complete + two weeks).
Unvaccinated individuals have not received a vaccine or are partially vaccinated.

Alaska COVID 19 Hospital Admissions By Age



- Mean age in 2020 was 62, mean age in 2021 was 57.
- Median age in 2020 was 65, median age in 2021 was 59.
- What we're seeing now: Among those hospitalized for COVID-19, unvaccinated patients are 14 years younger than vaccinated patients

Increased U.S. hospitalizations, ages 0-17



Based on reporting from all hospitals (N=5,251). Due to potential reporting delays, data reported in the most recent 7 days (as represented by the shaded bar) should be interpreted with caution.

Small shifts in historic data may occur due to changes in the CMS Provider of Services file, which is used to identify the cohort of included hospitals. Data since December 1, 2020 have had error correction methodology applied. Data prior to this date may have anomalies that are still being resolved. Note that the above graphs are often shown on different scales. Data prior to August 1, 2020 are unavailable.

Last Updated: Sep 01, 2021

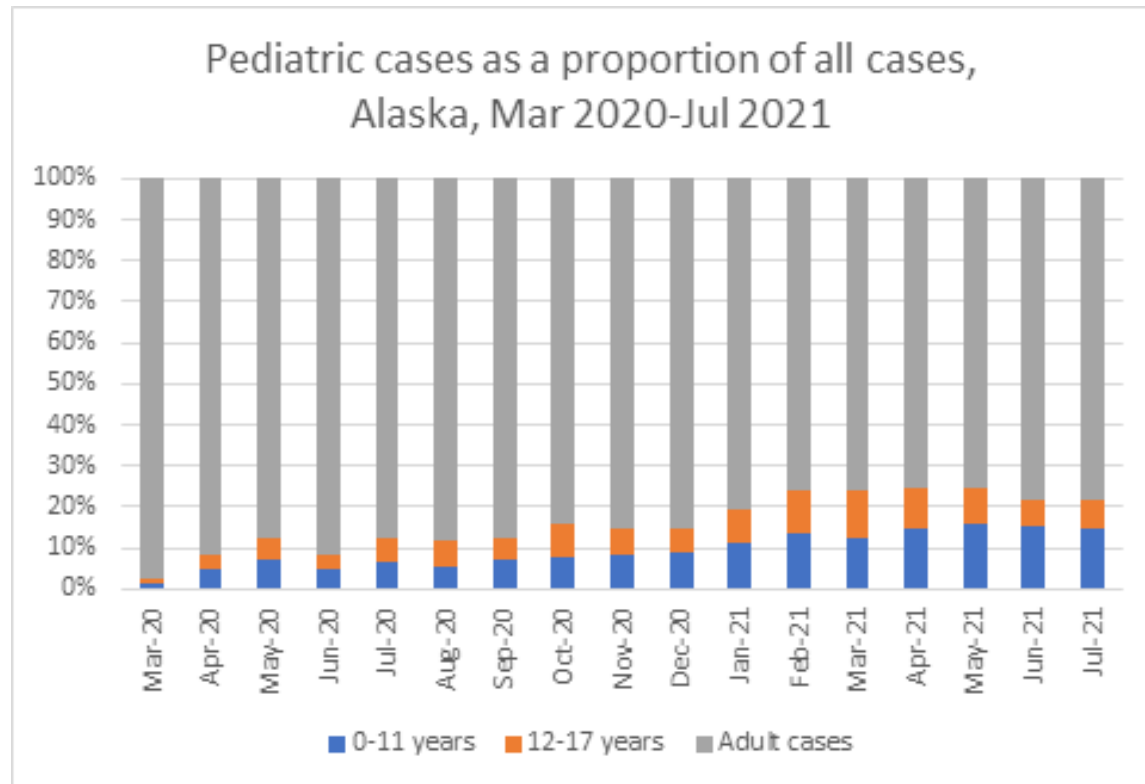
Unified Hospital Dataset, White House COVID-19 Team, Data Strategy and Execution Workgroup

Alaska Pediatric Cases, March 2020 – July 2021

The highest spread of cases and severe outcomes is happening in places with low vaccination rates

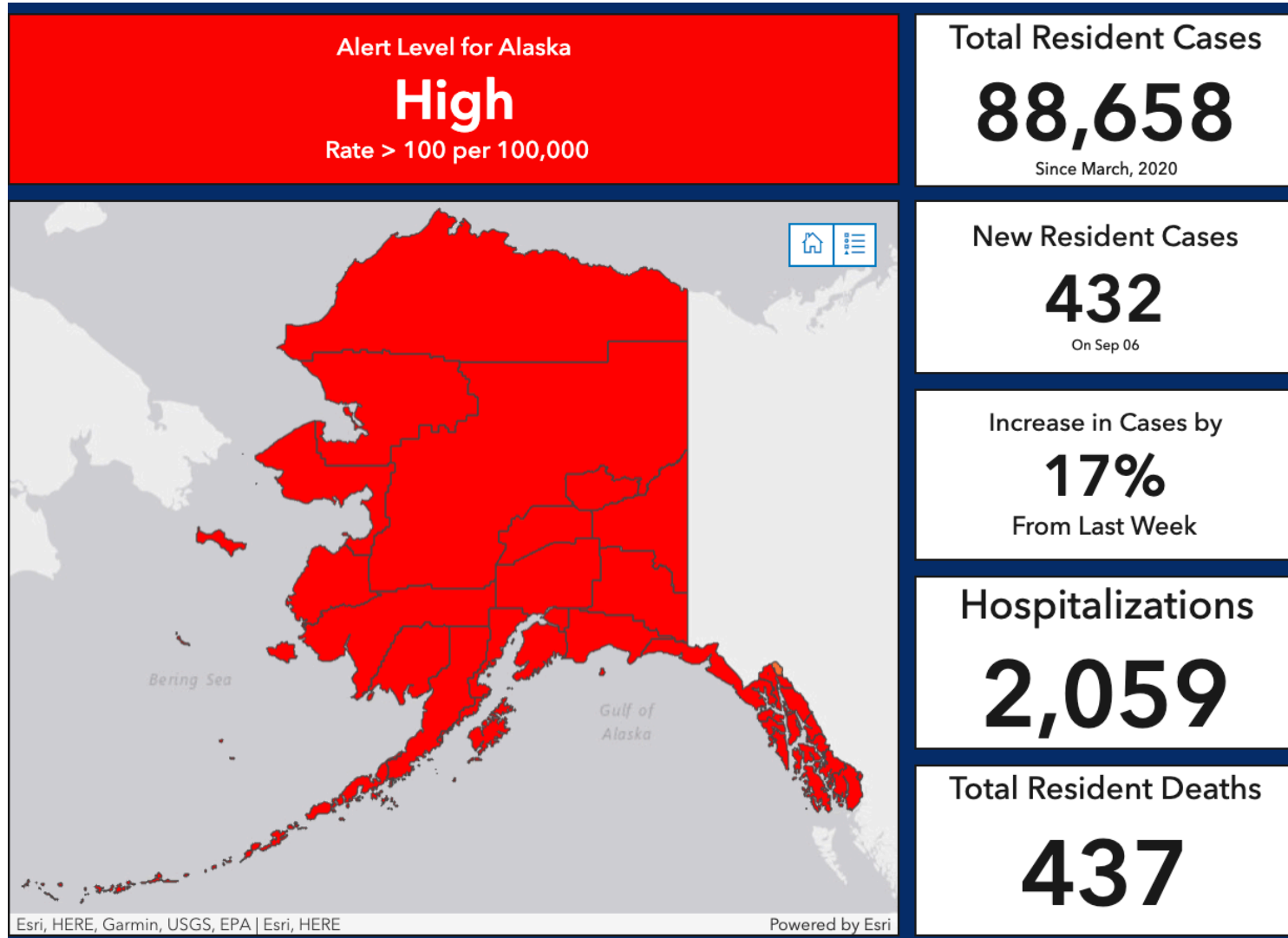
Getting vaccinated prevents severe illness, hospitalization, and death – and helps reduce spread of the virus.

Continue masking until fully vaccinated.



COVID-19 Statewide Dashboard

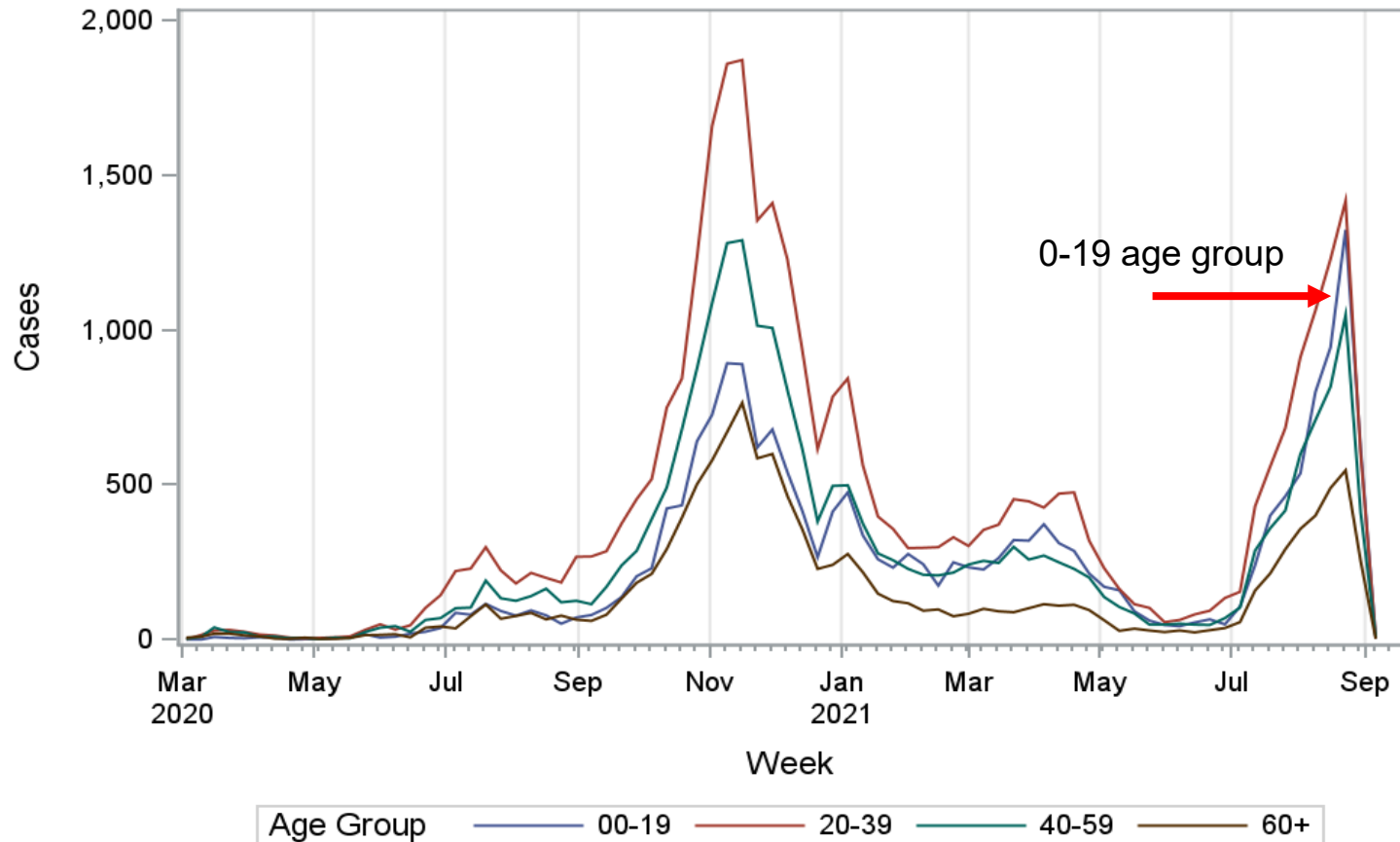
September 7, 2021



Statewide COVID-19 Cases by Onset & Age Group

September 7, 2021

Figure 1a. Cases by Week of Onset and Age Group¹



1. Excludes cases with unknown age.

Statewide COVID-19 Testing

September 7, 2021

Positive Tests

3,669

Last 7-Days

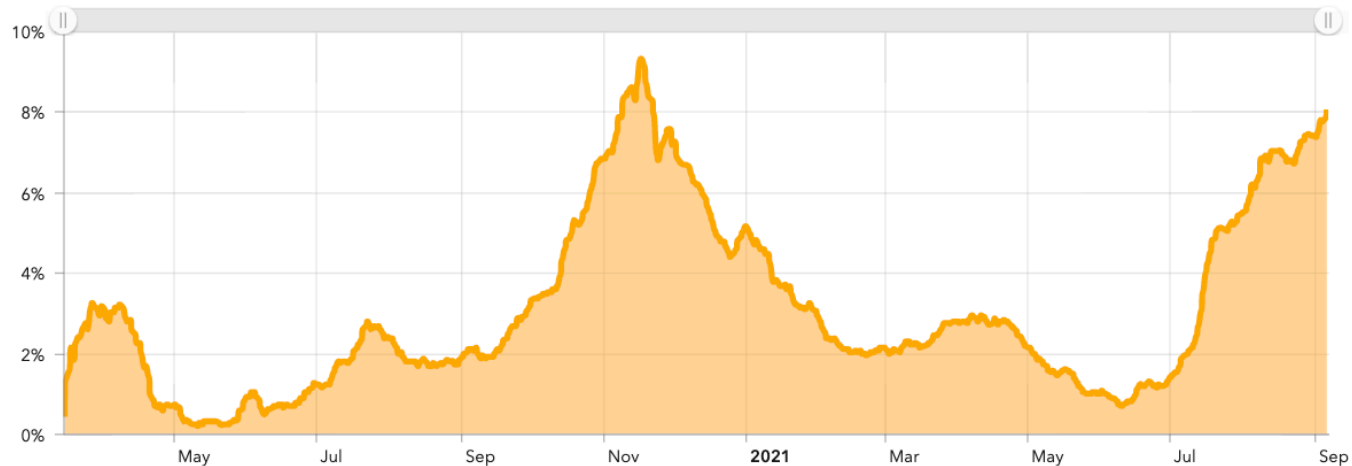
Positive Tests

8.1%

Last 7-Days

Statewide Percentage of Daily Tests with Positive Results

(Seven day rolling average)



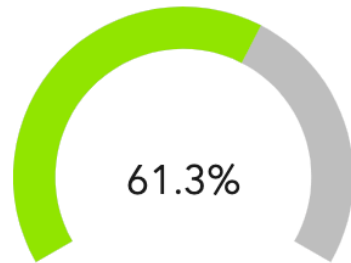
Statewide Vaccination Rates

September 7, 2021



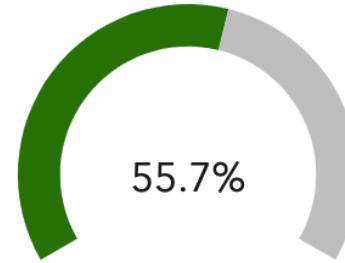
Residents (12+) with 1+ Dose

372,205



Residents (12+) Fully Vaccinated

337,931



Doses Administered

15,370

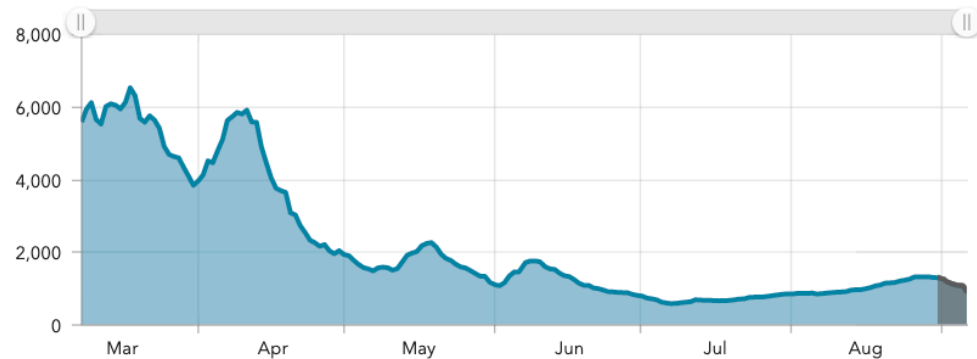
Aug 24 - Sep 06

Increase by

24.6%

Compared to Jul 27 - Aug 09

7-Day Rolling Average of Vaccines Administered Statewide
(Over the Last 6 Months)



All data are preliminary and are subject to change, primarily most recent data shown in gray.

Statewide Hospital Capacity

September 7, 2021

Currently Hospitalized

186

COVID Positive

Hospitalized with COVID-19

20.9%

Out of Total Hospitalizations

Currently on Vent

23

COVID Positive and Suspected

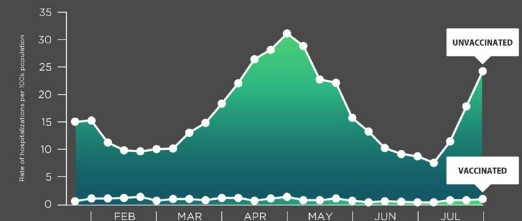
Total Confirmed COVID Beds Occupied



Based on most recently completed survey of Alaska health facilities, reported as of the previous day. Not all facilities may report results each day. Includes 13 Critical Access Hospitals (CAH), 8 General Acute Care Hospitals (GACH), 1 Long-Term Acute Care Hospital (LTACH), and 2 Psychiatric Hospitals. Military Hospitals are not reported. Reporting standards and frequency vary by facility type.

Unvaccinated people are **17x more likely** to be hospitalized due to COVID-19

JAN. 30–JUL. 24, 2021



cdc.gov/coronavirus

Use Layered Prevention Strategies

- Vaccines
- Masks
- Testing
- Physical distancing
- Ventilation



Request a Free Q & A Session

SPEAKERS BUREAU

Questions about COVID-19, vaccines, or variants?



Request a free presentation or Q&A with a health care professional at:
speakers.dhss.alaska.gov



Give AK a Shot – Alaska Chamber Campaign

GET YOUR COVID-19 VACCINE

**ENTER TO WIN \$49K
TWO WINNERS EACH WEEK**

www.giveakashot.com



The [Alaska Chamber](https://www.alaskachamber.com/) today announced the Give AK a Shot sweepstakes, giving Alaskans the opportunity to win \$49,000 in cash (for Alaskans 18+) and educational savings plans (for Alaskans aged 12-17).

For Alaskans getting their first dose – and two prizes awarded to those who are already fully vaccinated.

Alaska Chamber is leading this campaign with DHSS support.

Learn more at GiveAKaShot.com.

Thank you!

