

100% CONSTRUCTION DOCUMENTS

DOMESTIC WATER PIPING REPLACEMENT

FOR THE

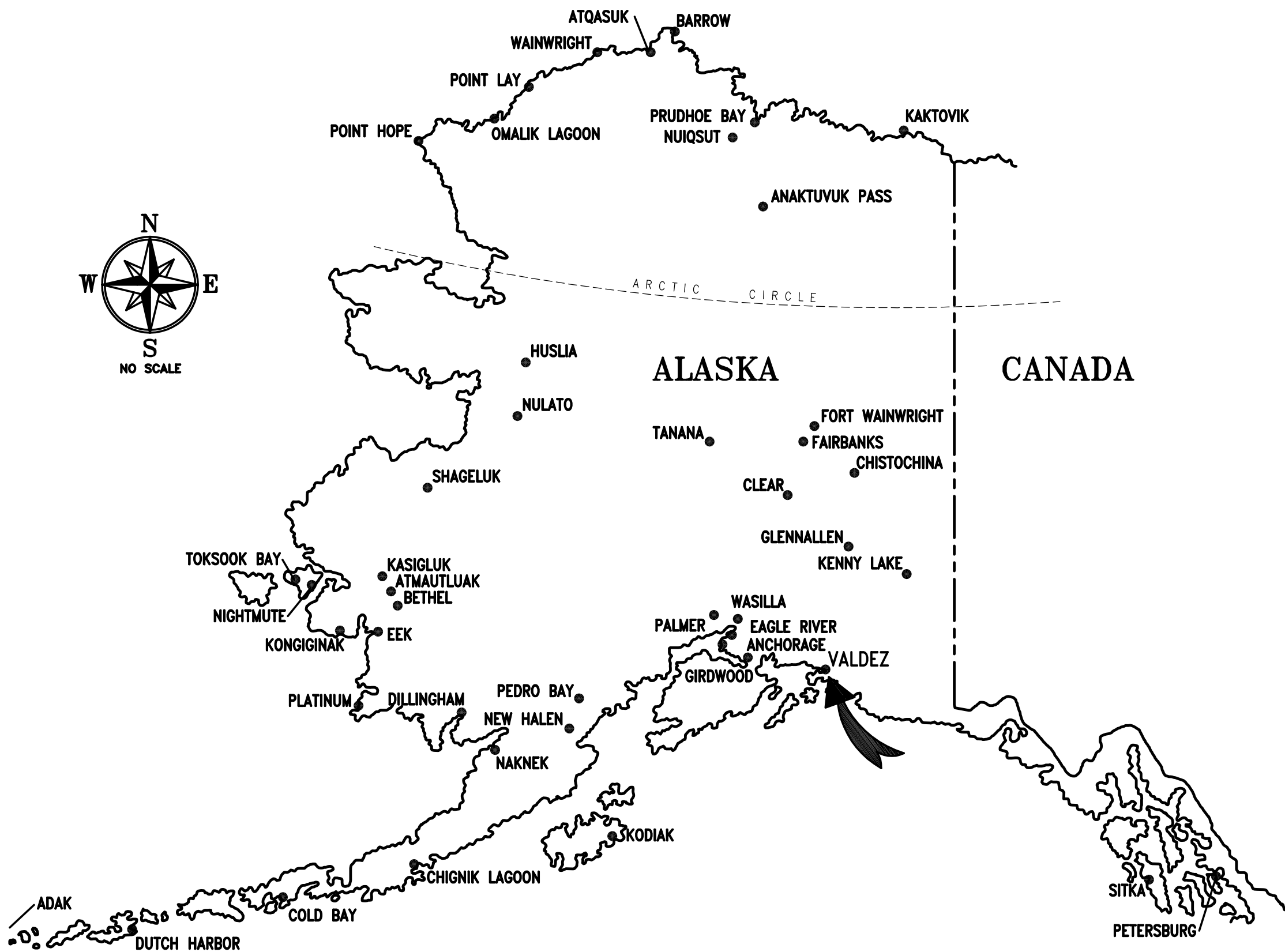
CITY OF VALDEZ
VALDEZ HIGH SCHOOL

PREPARED BY:

R S A

Engineering, Inc.

MECHANICAL AND ELECTRICAL CONSULTING ENGINEERS
670 West Fireweed Lane, Suite 200
Anchorage, AK 99503
Phone (907) 276-0521
Corporate No.: AECC542



VALDEZ, ALASKA

INDEX TO DRAWINGS:

GENERAL

G001 REFLECTED CEILING PLAN

MECHANICAL

M001 LEGEND, ABBREVIATIONS AND SCHEDULES
M002 SCHEDULES
M101 FIRST FLOOR PLUMBING DEMOLITION PLAN – AREA 'A'
M102 FIRST FLOOR PLUMBING DEMOLITION PLAN – AREA 'B'
M103 FIRST FLOOR PLUMBING DEMOLITION PLAN – AREA 'C' – WEST
M104 FIRST FLOOR PLUMBING DEMOLITION PLAN – AREA 'C' – EAST
M105 FIRST FLOOR PLUMBING DEMOLITION PLAN – AREA 'D'
M106 SECOND FLOOR PLUMBING DEMOLITION PLAN – AREA 'D'
M107 SECOND FLOOR PLUMBING DEMOLITION PLAN – WEST
M108 ENLARGED BOILER ROOM DOMESTIC WATER PIPING DEMOLITION PLAN

M109 POOL EQUIPMENT ROOM DOMESTIC WATER PIPING DEMOLITION PLAN
M110 POOL MECHANICAL ROOM DEMOLITION PLAN AND SCHEMATIC
M111 ENLARGED PLANS – DEMOLITION
M112 FOOD SERVICE AREA DEMOLITION PLAN
M113 WATER RISER DEMOLITION DIAGRAM AND BOILER ROOM DOMESTIC WATER DEMOLITION SCHEMATIC
M201 FIRST FLOOR PLUMBING REMODEL PLAN – AREA 'A'
M202 FIRST FLOOR PLUMBING REMODEL PLAN – AREA 'B'
M203 FIRST FLOOR PLUMBING REMODEL PLAN – AREA 'C' – WEST
M204 FIRST FLOOR PLUMBING REMODEL PLAN – AREA 'C' – EAST
M205 FIRST FLOOR PLUMBING REMODEL PLAN – AREA 'D'
M206 SECOND FLOOR PLUMBING REMODEL PLAN – AREA 'D'
M207 SECOND FLOOR PLUMBING REMODEL PLAN – WEST
M301 ENLARGED BOILER ROOM DOMESTIC WATER PIPING REMODEL PLAN
M302 POOL EQUIPMENT ROOM REMODEL PLAN

M303 ENLARGED POOL ADDITION MECHANICAL ROOM REMODEL PIPING PLAN AND SCHEMATIC
M304 ENLARGED PLANS – REMODEL
M305 FOOD SERVICE AREA REMODEL PLAN
M306 SCHEMATICS – REMODEL

EXHIBIT DRAWINGS

1976 VALDEZ SECONDARY SCHOOL PLUMBING PLANS

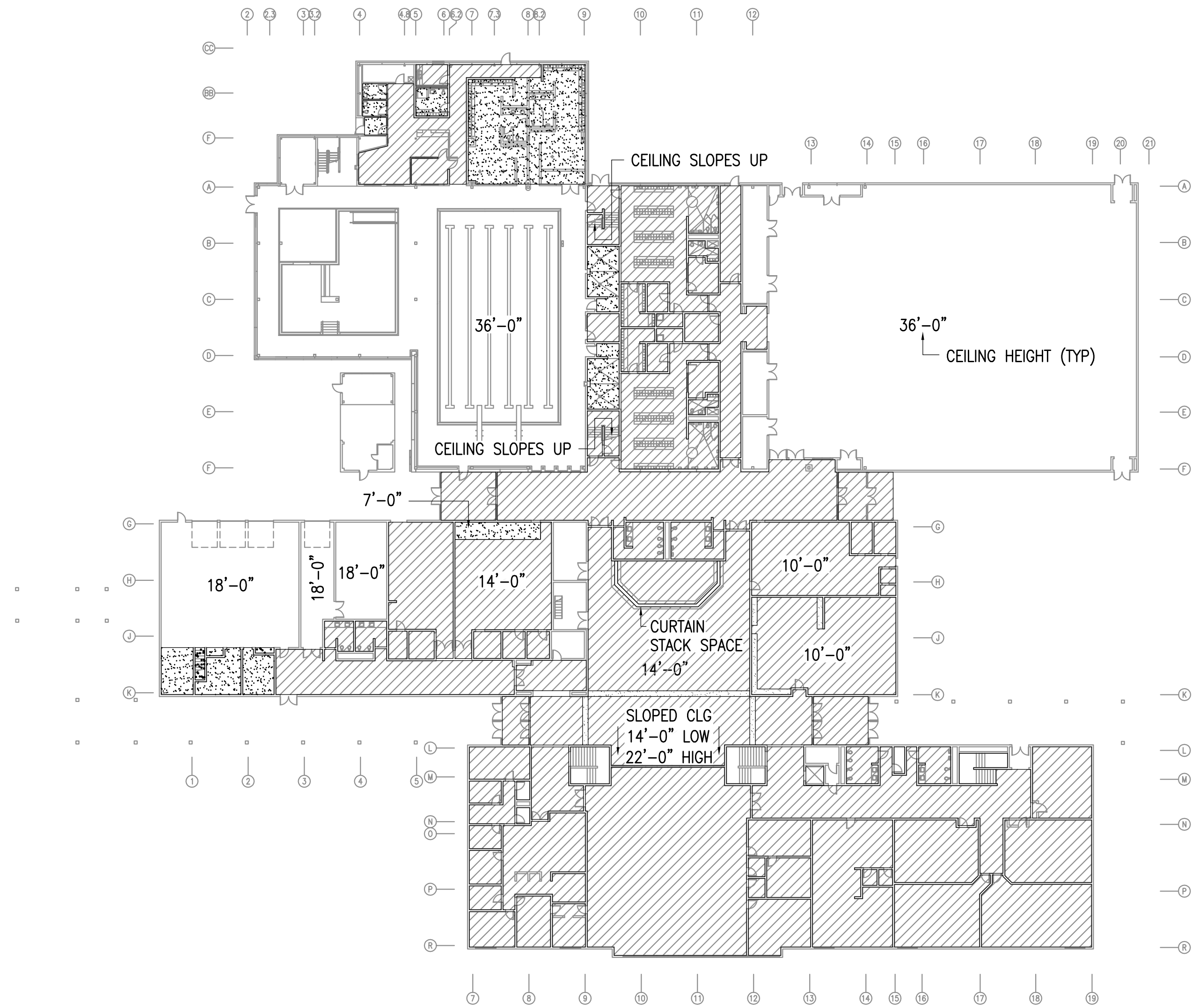
SUMMARY OF WORK:

PROJECT INCLUDES REPLACEMENT OF THE DOMESTIC COLD WATER, HOT WATER, AND HOT WATER RECIRCULATION PIPING IN THE BUILDING. PIPING WILL BE REPLACED TO THE EXISTING FIXTURES WHERE ACCESS TO PIPING IS AVAILABLE. WHERE ACCESS TO PIPING IS NOT POSSIBLE, PIPING WILL BE CONNECTED TO EXISTING BRANCH PIPING WITH ISOLATION VALVES OR ROUTED EXPOSED TO THE FIXTURE.

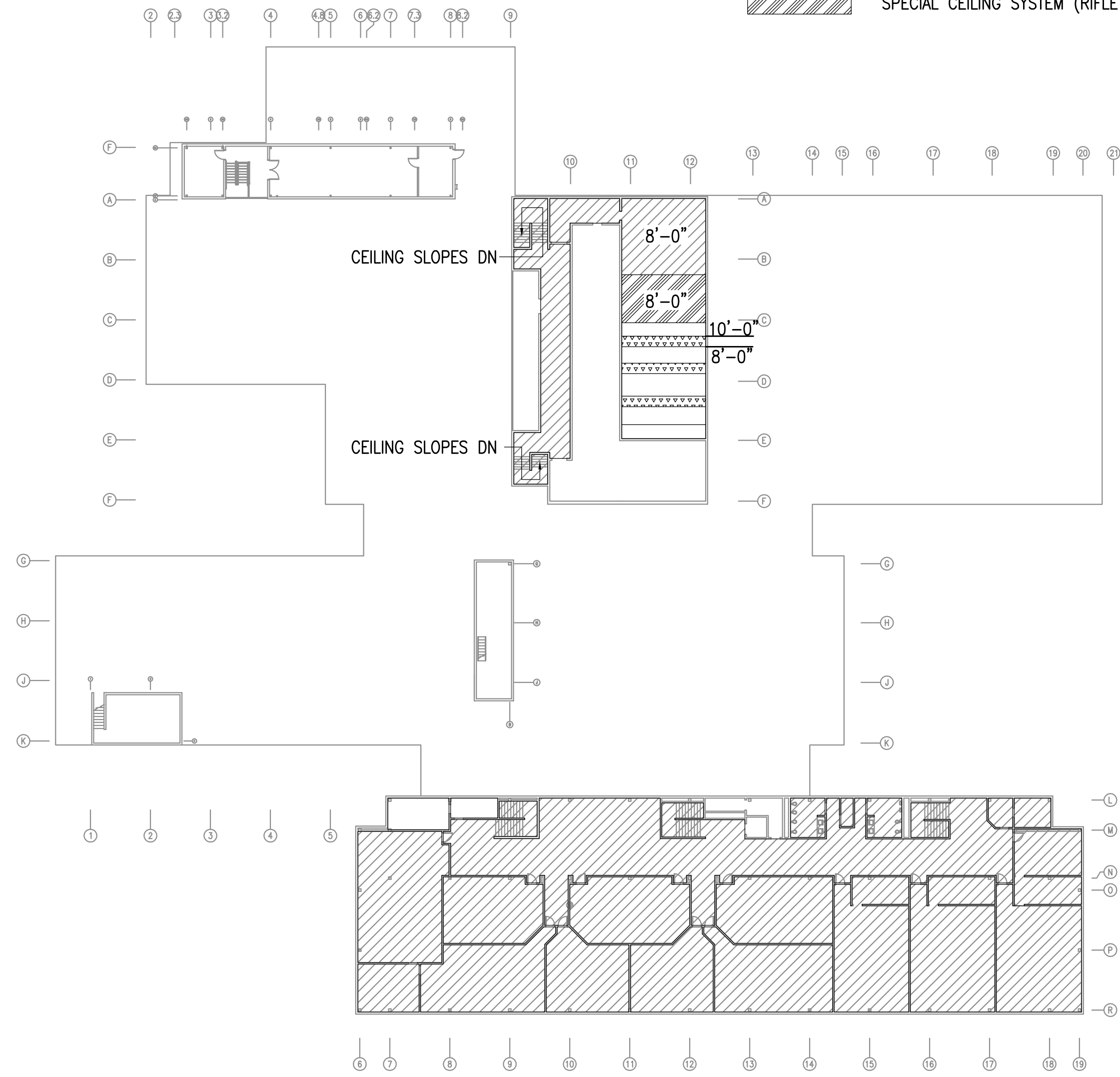
EXHIBIT DRAWING NOTE:

THE EXHIBIT DRAWINGS ARE INTENDED AS REFERENCE FROM A PAST CONSTRUCTED PROJECT. THE PLANS ARE A COPY OF THE ORIGINAL DOCUMENTS, PROVIDED BY THE OWNER. ALL CRITICAL COMPONENTS OR DIMENSIONS THAT AFFECT ASSOCIATED WORK SHALL BE VERIFIED BY THE CONTRACTOR PRIOR TO START OF WORK.

0'
1"
2"
3"



1 REFLECTED CEILING PLAN- LEVEL 1
1/32"=1'-0"




2 REFLECTED CEILING PLAN- LEVEL 2
1/32"=1'-0"



CEILING TYPE LEGEND:

CEILING HEIGHT IS 9'-0" OR LOWER, UNLESS OTHERWISE NOTED

- DROPPED 2'x4' ACT GRID CEILING TILES
- GWB HARD CEILING
- EXPOSED TO STRUCTURAL DECK
- CEILING BAFFLES (RIFLE RANGE) ARROWS SHOW SLOPE DOWN
- SPECIAL CEILING SYSTEM (RIFLE RANGE)



RSA
Engineering, Inc.
MECHANICAL AND ELECTRICAL CONSULTING ENGINEERS
670 West Fireweed Lane, Suite 200
Anchorage, Alaska 99503
Phone: 907.572.8452
Corporate No.: AEC0542

DOMESTIC WATER PIPING REPLACEMENT
VALDEZ HIGH SCHOOL
319 ROBE RIVER DRIVE
VALDEZ, ALASKA

REVISIONS:

DRAWN BY: CAA
CHECKED BY: AWW
DATE: 12/01/2020
JOB NUMBER: L9163
DWG FILE: MSERIES

DRAWING TITLE:
REFLECTED CEILING
PLAN

SHEET:
G001

0"
1"
2"
3"

PIPING LEGEND

- -----|-----

-----XXX-----

-----○-----

-----○-----

-----○-----

-----○-----

-----○-----

-----○-----

-----]

-----|-----

-----|-----

-----▶-----

-----|-----○-----|-----

-----|-----○-----|-----

-----|-----X-----|-----

-----|-----X-----|-----

DENOTES DEMOLITION
WASTE
VENT PIPING
COLD WATER
HOT WATER
HOT WATER RECIRCULATED
SEE ABBREVIATIONS FOR MEDIA
PIPE UP
PIPE DOWN
TEE UP
TEE DOWN
CAP
UNION
DIRECTION OF FLOW
BALL/BUTTERFLY VALVE
GATE VALVE
- LOGIC
- ⊕

5

M2

5

M2

◀

5

M2

5

M2

1

1

POINT OF CONNECTION
DETAIL NUMBER
SHEET LOCATED ON
DIRECTION OF VIEW
SECTION NUMBER
SHEET LOCATED ON
SHEET NOTES

ABBREVIATIONS

- A

AAV

ABV

ACT

ADA

AD

AHAP

AMPS

APD

ARW

BLDG

BTUH

CAP

DEG

DIM

DN

DWG

E/A

EAT

EWT

ESP

ENT

(E)

FT

FPM

FC

F

GA

GPM

GWB

HW

HWC

HWCP-X

HWG-X

COMPRESSED AIR
AUTOMATIC AIR VENT
ABOVE
ACOUSTICAL CEILING TILE
AMERICAN W/ DISABILITIES
ACT GUIDELINES
ACCESS DOOR
AS HIGH AS POSSIBLE
AMPERES
AIR PRESSURE DROP
ACID RESISTANT WASTE
BUILDING
BRITISH THERMAL UNIT/HOUR
CAPACITY
DEGREE
DIMENSION
DOWN
DRAWING
EXHAUST AIR
ENTERING AIR TEMPERATURE
ENTERING WATER TEMPERATURE
EXTERNAL STATIC PRESSURE
ENTERING
EXISTING
FEET
FEET PER MINUTE
FORWARD CURVE
FAHRENHEIT
GAUGE
GALLONS PER MINUTE
GYPSUM WALLBOARD
HOT WATER
HOT WATER CIRCULATED
HOT WATER CIRCULATION PUMP
HOT WATER GENERATOR DESIGNATOR

HP

IN

MAX

MBH

MFGR

MIN

MTD

NTS

OC

O/A

OD

PD

PH

PSI

PSIG

R/A

RPM

S/A

SCFM

SP

SQ

TEMP

TOD

TSP

T'STAT

TTL

TV-X

TW

TWC

TYP

UPC

V

VTR

WC

WG


HORSEPOWER
INCHES
MAXIMUM
THOUSAND BTUH
MANUFACTURER
MINIMUM
MOUNTED
NOT TO SCALE
ON CENTER
OUTSIDE AIR
OUTSIDE DAMPER
PRESSURE DROP
PHASE
POUND PER SQUARE INCH
POUNDS PER SQUARE INCH GAUGE
RETURN AIR
REVOLUTIONS PER MINUTE
SUPPLY AIR
STANDARD CUBIC FEET PER MINUTE
STATIC PRESSURE
SQUARE
TEMPERATURE
TOP OF DUCT
TOTAL STATIC PRESSURE
THERMOSTAT
TOTAL
TEMPERING VALVE DESIGNATOR
TEMPERED WATER
TEMPERED WATER CIRCULATED
TYPICAL
UNIFORM PLUMBING CODE
VENT
VENT THRU ROOF
WATER COLUMN
WATER GAUGE

PLUMBING FIXTURE SCHEDULE

SYMBOL	FIXTURE	MANUFACTURER	MODEL	CW	HW/TW	WASTE	VENT	TRAP	COLOR/FINISH	POWER	VOLTS/PH	TRIM/REMARKS
P-8	DRINKING FOUNTAIN	ELKAY	VRCDS	1/2	---	1-1/4	1-1/4	1-1/4	STAINLESS	---	---	VANDAL-RESISTANT, ADA, NON-FILTERED, NON-REFRIGERATED STAINLESS. WALL MOUNT, NSF 61 CERTIFIED.
P-9	DRINKING FOUNTAIN	ELKAY	VRCDSK	1/2	1/2	1-1/4	1-1/4	1-1/4	STAINLESS	15 W	120/1	VANDAL RESISTANT BOTTLE FILLING STATION AND SINGLE COOLER, NON-FILTERED, NON-REFRIGERATED, FURNISHED WITH VANDAL RESISTANT BUBBLER. UL 399 AND NSF 61 CERTIFIED.
P-11	UTILITY SINK	AMERICAN STANDARD	7695.000	1/2	1/2	3	1-1/2	3	WHITE	---	---	WALL MOUNTED SERVICE SINK, ENAMELED CAST IRON, SUPPLIED WITH WALL HANGER AND RIM GUARD; PROVIDE WITH SPEAKMAN SEF-9000 EYESAVER SERVICE SINK FAUCET WITH ANSI Z358.1 EMERGENCY EYEWASH. PROVIDE SE-370 THERMOSTATIC MIXING VALVE FOR EYEWASH.

PLUMBING FIXTURE SCHEDULE - EXISTING TO REMAIN

SYMBOL	FIXTURE	MOUNTING	CW	HW/TW	WASTE	VENT	TRAP	REMARKS
P-1	WATER CLOSET	WALL	1	--	4	2	--	---
P-1A	WATER CLOSET -- ADA	WALL	1	--	4	2	--	---
P-2	URINAL	WALL	1	--	2	1-1/2	--	---
P-2A	URINAL	WALL	3/4	--	2	1-1/2	--	---
P-3	LAVATORY	COUNTER	1/2	1/2	1-1/2	1-1/4	1-1/2	---
P-4	LAVATORY-ADA	WALL	1/2	1/2	1-1/2	1-1/4	1-1/2	---
P-5	SHOWER	WALL	1/2	1/2	--	--	--	---
P-6	COLUMN SHOWER	FLOOR	--	1" TW	--	--	--	---
P-7	COLUMN SHOWER	FLOOR	--	1" TW	--	--	--	---
P-10	MOP SINK	FLOOR	1/2	1/2	3	2	3	EXISTING SINK TO REMAIN. PROVIDE WITH ZURN Z843M1 FAUCET WHERE INDICATED.
P-12	KITCHEN SINK	COUNTER	1/2	1/2	2	1-1/2	2	---
P-13	HAND WASH SINK	COUNTER	1/2	1/2	2	1-1/2	1-1/2	---
P-14	DRINKING FOUNTAIN	WALL	1/2	--	1-1/2	1-/4	1-1/2	---
P-15	SINK	COUNTER	1/2	1/2	1-1/2	1-1/4	1-1/2	---
P-16	SINK	COUNTER	1/2	1/2	1-1/2	1-1/4	1-1/2	---
P-19	WASHER BOX	WALL	3/4	3/4	2	1-1/2	2	---
P-21	WHIRLPOOL	WALL	3/4	3/4	2	1-1/2	2	---
P-22	WORKROOM SINK		1/2	1/2	2	1-1/2	1-1/2	---
P-23	LAUNDRY SINK	COUNTER	1/2	1/2	2	1-1/2	1-1/2	---
P-24	LAB SINK STONWARE	COUNTER	1/2	1/2	1-1/2	1-1/2	1-1/2	---
P-25	LAB SINK STAINLESS STEEL	COUNTER	1/2	1/2	2	1-1/2	1-1/2	---
HB-1	HOSE BIBB	WALL	3/4	--	--	--	--	EXISTING WALL BOX TO REMAIN. PROVIDE WITH ZURN NONFREEZE WALL HYDRANT Z1310 IN EXISTING WALL BOX.
HB-2	HOSE BIBB	WALL	1/2	1/2	--	--	--	---
HB-3	HOSE BIBB	WALL	1/2	--	--	--	--	---
TD-1	TRENCH DRAIN	FLOOR	--	--	2	1-1/2	2	---
SD-1	SWIMSUIT DRYER	WALL	--	--	1-1/4	--	--	---



RSA

Engineering, Inc.
MECHANICAL AND ELECTRICAL CONSULTING ENGINEERS
670 West Friedland Lane, Suite 200
Anchorage, Alaska 99503
Phone: 907.278.6522
Corporate No.: AEC0542

DOMESTIC WATER PIPING REPLACEMENT

VALDEZ HIGH SCHOOL
319 ROBE RIVER DRIVE
VALDEZ, ALASKA

REVISIONS:

DRAWN BY: CAA
CHECKED BY: AWW
DATE: 12/01/2020
JOB NUMBER: L9163
DWG FILE: MSERIES

DRAWING TITLE:
LEGENDS,
ABBREVIATIONS,
AND SCHEDULE

SHEET:
M001

TEMPERING VALVE SCHEDULE


SYMBOL	MANUFACTURER	MODEL	INLET (CW/HW)	OUTLET	TEMPERATURE RANGE F	SET POINT F	FLOW RATE	PRESS. DROP	POWER	ACCESSORIES/REMARKS
TV-1	WATTS	LFIS150VL	1-1/4"	1-1/2"	60-180°F	115°F	43 GPM	10 PSI	20 W; 120/60/1	DIGITAL WATER MIXING VALVE, ASSE 1017 AND NSF 61 LISTED. SERVES HIGH SCHOOL. LOCATED IN MAIN BOILER ROOM.
TV-2	WATTS	LFIS100VL	1"	1-1/4"	60-180°F	115°F	38 GPM	10 PSI	20 W; 120/60/1	DIGITAL WATER MIXING VALVE, ASSE 1017 AND NSF 61 LISTED. SERVES NATATORIUM AND NATATORIUM LOCKER ROOM. LOCATED IN POOL ADDITION MECHANICAL ROOM.
TV-3	WATTS	LFLM497	1"	1"	80-120°F	95°F	7 GPM	15 PSI	---	ASSE 1069, LEAD FREE, UNION CONNECTIONS.
TV-4	WATTS	LFLM497	1"	1"	80-120°F	95°F	7 GPM	15 PSI	---	ASSE 1069, LEAD FREE, UNION CONNECTIONS.

EXPANSION TANK SCHEDULE

						TANK VOLUME				
SYMBOL	MANUFACTURER	MODEL	FUNCTION	MEDIUM	MATERIAL	TOTAL (GAL)	ACCEPTANCE (GAL)	DIMENSIONS	LABEL	REMARKS
ET-1	AMTROL	THERM-X-TROL ST-12	DOMESTIC WATER	WATER	STEEL/BUTYL	4.4	--	15"H X 11"DIA	IAPMO	PRECHARGE TO INCOMING CITY WATER PRESSURE.

FOOD EQUIPMENT PLUMBING SCHEDULE - EXISTING TO REMAIN

SYMBOL	DESCRIPTION	CW	HW	REMARKS
5	HAND SINK	1/2	1/2	---
11	PREPARATION TABLE WITH 24"x24"x10" DEEP SINKS	1/2	1/2	---
26	COOKS WORK TABLE WITH 20"x20"x12" SINK	1/2	1/2	---
28	POT SINK & CLEAN DISH TABLE, WITH 27"x24"x14" SINKS	1/2	1/2	---
31	SINK AND DISPOSER	1/2	1/2	---
32	HOT WATER BOOSTER	---	3/4	---
33	DISHWASHER	1/2	1/2	---
35 36	COOKS WORK TABLE WITH 20"x20"x12" SINK	1/2	1/2	---
37	SERVICE COUNTER	--	1/2	---
50	KETTLE FILLER	1/2	1/2	---



RSA

Engineering, Inc.
MECHANICAL AND ELECTRICAL CONSULTING ENGINEERS
670 West Fireweed Lane, Suite 200
Anchorage, Alaska 99515
Phone: 907.278.6522
Corporate No.: AEC0542

DOMESTIC WATER PIPING REPLACEMENT

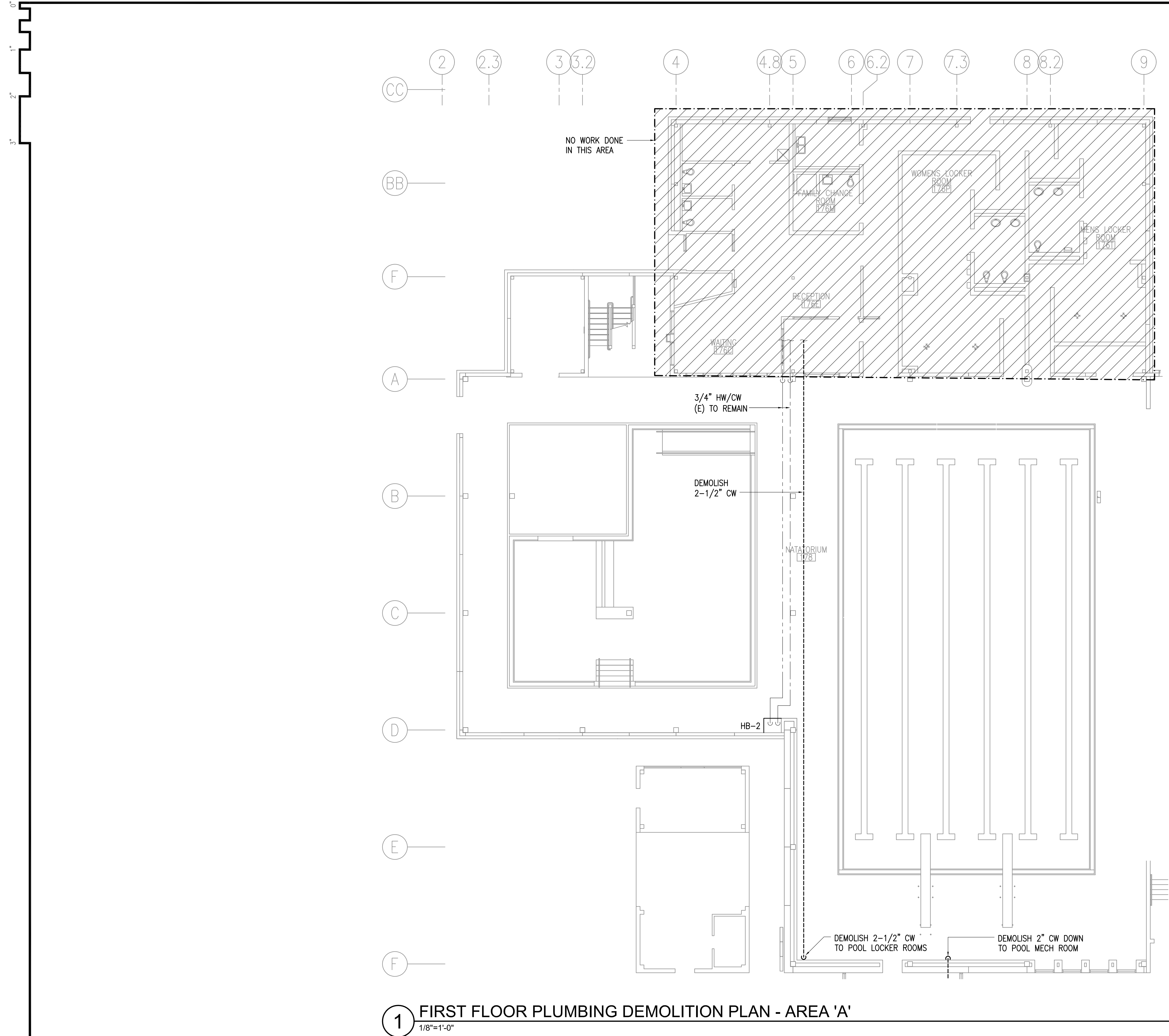
VALDEZ HIGH SCHOOL
319 ROBE RIVER DRIVE
VALDEZ, ALASKA

REVISIONS:

DRAWN BY: CAA
CHECKED BY: AWW
DATE: 12/01/2020
JOB NUMBER: L9163
DWG FILE: MSERIES


DRAWING TITLE:
MECHANICAL SCHEDULES

SHEET:
M002



GENERAL NOTES:

- A. THE INFORMATION SHOWN ON THIS DRAWING IS TAKEN FROM AS BUILT DRAWINGS AND A NON-DESTRUCTIVE WALK THROUGH OF THE FACILITY. THERE IS NO WARRANTY OR GUARANTEE AS TO THE ACCURACY OF THE INFORMATION SHOWN HERE-IN. THE CONTRACTOR SHALL FIELD VERIFY ALL ITEMS SCHEDULED FOR DEMOLITION PRIOR TO START OF WORK.
- B. DEMOLISH ALL CW, HW, HWC PIPING AND APPURTENANCES UNLESS OTHERWISE NOTED.



R S A
Engineering, Inc.
MECHANICAL AND ELECTRICAL CONSULTING ENGINEERS
670 West Fireweed Lane, Suite 200
Valdez, Alaska 99686
Phone: 907.278.4523
Corporate No.: AECG542

DOMESTIC WATER PIPING REPLACEMENT

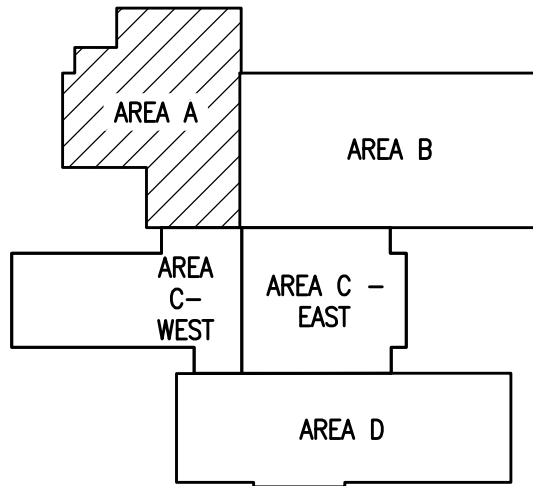
VALDEZ HIGH SCHOOL
319 ROBE RIVER DRIVE
VALDEZ, ALASKA

REVISIONS:

DRAWN BY: CAA
CHECKED BY: AWWW
DATE: 12/01/2020
JOB NUMBER: L9163
DWG FILE: L9163_MSERIES

DRAWING TITLE:
FIRST FLOOR PLUMBING
DEMOLITION PLAN -
AREA 'A'

SHEET:
M101



KEYPLAN
NO SCALE



0"
1"
2"
3"

10

11

12

13

14

15

16

17

18

19

20

A

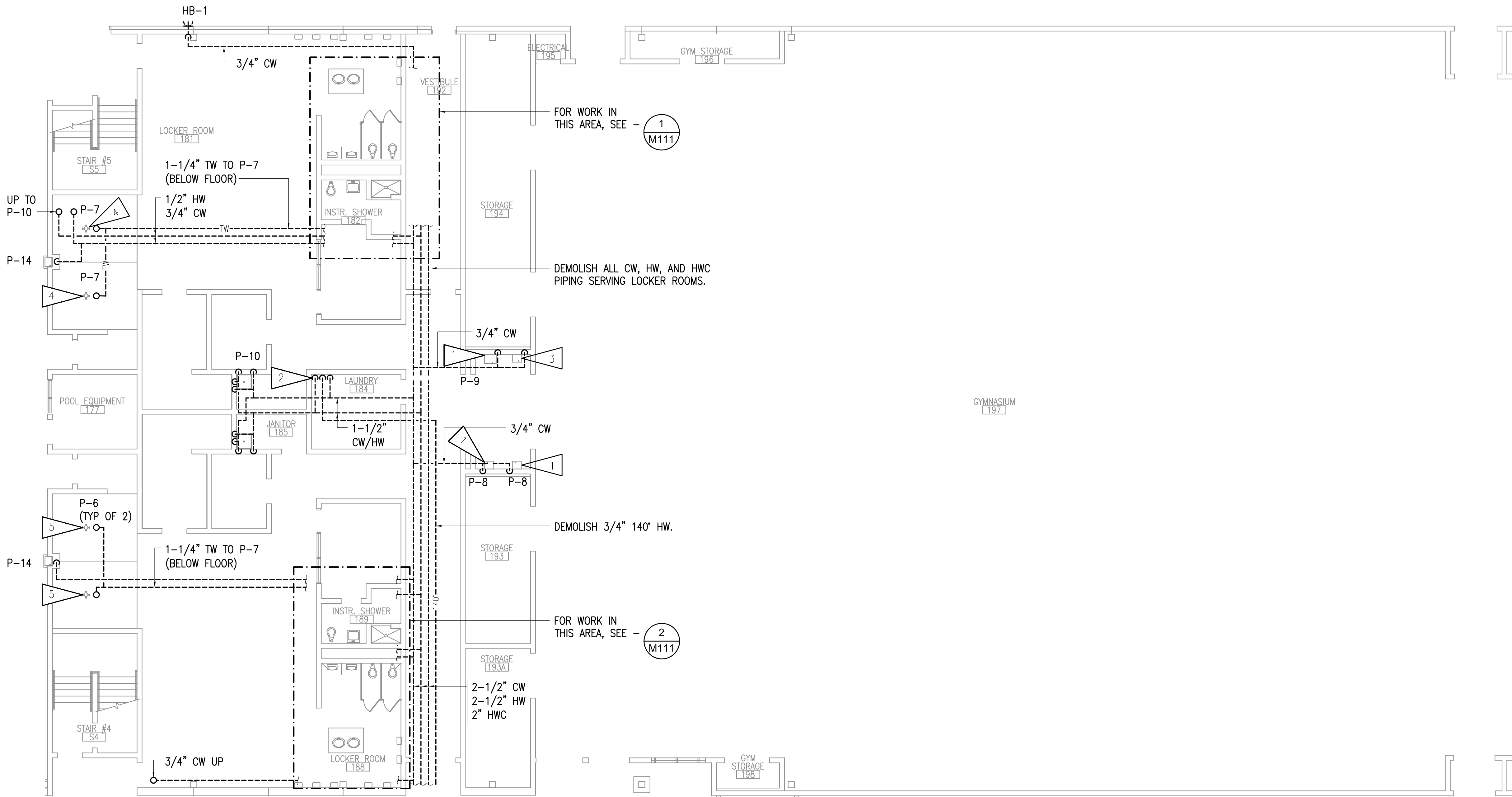
B

C

D

E

F



1 FIRST FLOOR PLUMBING DEMOLITION PLAN - AREA 'B'

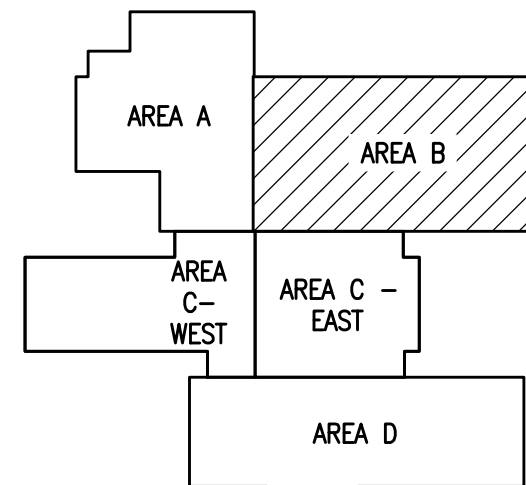
1/8"=1'-0"

GENERAL NOTES:



- A. THE INFORMATION SHOWN ON THIS DRAWING IS TAKEN FROM AS BUILT DRAWINGS AND A NON-DESTRUCTIVE WALK THROUGH OF THE FACILITY. THERE IS NO WARRANTY OR GUARANTEE AS TO THE ACCURACY OF THE INFORMATION SHOWN HERE-IN. THE CONTRACTOR SHALL FIELD VERIFY ALL ITEMS SCHEDULED FOR DEMOLITION PRIOR TO START OF WORK.
- B. PIPING ABOVE CEILING - DEMOLISH ALL CW, HW, HWC PIPING AND APPURTENANCES IN AREAS WITH GRID CEILING TILES, UNLESS OTHERWISE NOTED. IN ROOMS WITH SHEETROCK DEMOLISH ACCESSIBLE PIPING THROUGH EXISTING LIGHT FIXTURES AND ACCESS PANELS. ABANDON INACCESSIBLE PIPING.
- C. PIPING IN WALLS - UNLESS NOTED OTHERWISE, ABANDON PIPING IN PLACE, CUT WALL TO EXTENT NECESSARY TO REMOVE PIPING AND APPURTENANCES WHICH PENETRATE WALL SURFACE, REMOVE PIPING FROM WALL WHERE ACCESSIBLE AND AS NEEDED TO ALLOW FOR ROUTING OF NEW PIPING.
- D. ABANDONED PIPING SHALL BE COMPLETELY DRAINED AND CLEARLY MARKED "ABANDONED".
- E. ALL PLUMBING FIXTURES TO REMAIN UNLESS OTHERWISE INDICATED. DEMOLISH ANGLE STOPS ON PLUMBING FIXTURES WHERE PIPING IS DEMOLISHED UP TO FIXTURE.

SHEET NOTES:

- 1 DEMOLISH DRINKING FOUNTAIN AND ASSOCIATED CW PIPING. WASTE AND VENT PIPING TO REMAIN.
- 2 DEMOLISH 1-1/4" HW AND CW PIPES SERVING WASHER.
- 3 ELKAY DRINKING FOUNTAIN WITH BOTTLE FILLER TO REMAIN. DEMOLISH ASSOCIATED COLD WATER PIPING. WASTE AND VENT PIPE TO REMAIN.
- 4 DEMOLISH 1" TW SERVING P-7. ABANDON IN PLACE THE TW PIPING LOCATED UNDERGROUND. CAP FLUSH AT FLOOR LEVEL.
- 5 DEMOLISH 1" TW SERVING P-6. ABANDON IN PLACE THE TW PIPING LOCATED UNDERGROUND. CAP FLUSH AT FLOOR LEVEL. DEMOLISH PIPING ABOVE CEILING TO TEMPERING VALVE.



KEYPLAN
NO SCALE



RISA
Engineering, Inc.
MECHANICAL AND ELECTRICAL CONSULTING ENGINEERS
670 West Fireweed Lane, Suite 200
Anchorage, Alaska 99503
Phone: 907.278.6522
Corporate No.: AEC0542

DOMESTIC WATER PIPING REPLACEMENT

VALDEZ HIGH SCHOOL
319 ROBE RIVER DRIVE
VALDEZ, ALASKA

REVISIONS:

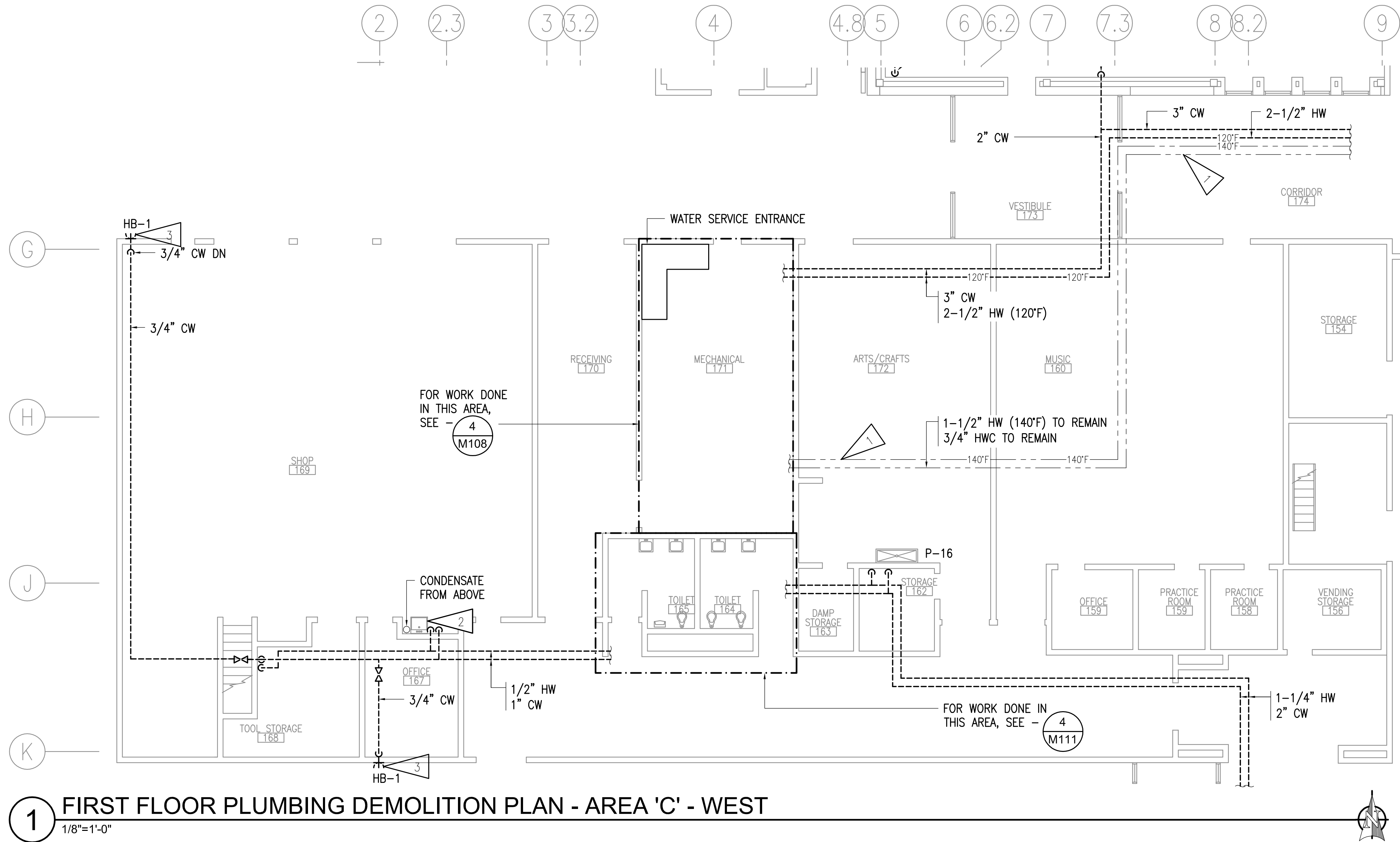
DRAWN BY: CAA
CHECKED BY: AWW
DATE: 12/01/2020
JOB NUMBER: L9163
DWG FILE: L9163_MSERIES

DRAWING TITLE:
FIRST FLOOR PLUMBING
DEMOLITION PLAN
AREA 'B'

SHEET:

M102

0'
1"
2"
3"

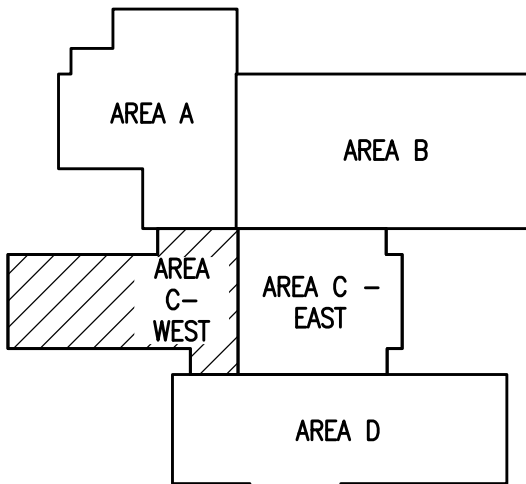


GENERAL NOTES:


- A. THE INFORMATION SHOWN ON THIS DRAWING IS TAKEN FROM AS-BUILT DRAWINGS AND A NON-DESTRUCTIVE WALK-THROUGH OF THE FACILITY. THERE IS NO WARRANTY OR GUARANTEE AS TO THE ACCURACY OF THE INFORMATION SHOWN HEREIN. THE CONTRACTOR SHALL FIELD VERIFY ALL ITEMS SCHEDULED FOR DEMOLITION PRIOR TO START OF WORK.
- B. PIPING ABOVE CEILING - DEMOLISH ALL CW, HW, HWC PIPING AND APPURTENANCES IN AREAS WITH GRID CEILING TILES, UNLESS OTHERWISE NOTED. IN ROOMS WITH SHEETROCK DEMOLISH ACCESSIBLE PIPING THROUGH EXISTING LIGHT FIXTURES AND ACCESS PANELS. ABANDON INACCESSIBLE PIPING.
- C. PIPING IN WALLS - UNLESS NOTED OTHERWISE, ABANDON PIPING IN PLACE, CUT WALL TO EXTENT NECESSARY TO REMOVE PIPING AND APPURTENANCES WHICH PENETRATE WALL SURFACE. REMOVE PIPING FROM WALL WHERE ACCESSIBLE AND AS NEEDED TO ALLOW FOR ROUTING OF NEW PIPING.
- D. ABANDONED PIPING SHALL BE COMPLETELY DRAINED AND CLEARLY MARKED "ABANDONED".
- E. ALL PLUMBING FIXTURES TO REMAIN UNLESS OTHERWISE INDICATED. DEMOLISH ANGLE STOPS ON PLUMBING FIXTURES WHERE PIPING IS DEMOLISHED UP TO FIXTURE.

SHEET NOTES:

- 1 140°F HW AND HWC TO REMAIN.
- 2 DEMOLISH SINK, EYEWASH, AND ALL ASSOCIATED APPURTENANCES.
- 3 HOSE BIBB WALL BOX TO REMAIN. DEMOLISH ASSOCIATED CW AND WALL HYDRANT.



KEYPLAN
NO SCALE



RISA
Engineering, Inc.
MECHANICAL AND ELECTRICAL CONSULTING ENGINEERS
670 West Fireweed Lane, Suite 200
Anchorage, Alaska 99503
Phone: 907.278.6522
Corporate No.: AEC0542

DOMESTIC WATER PIPING REPLACEMENT

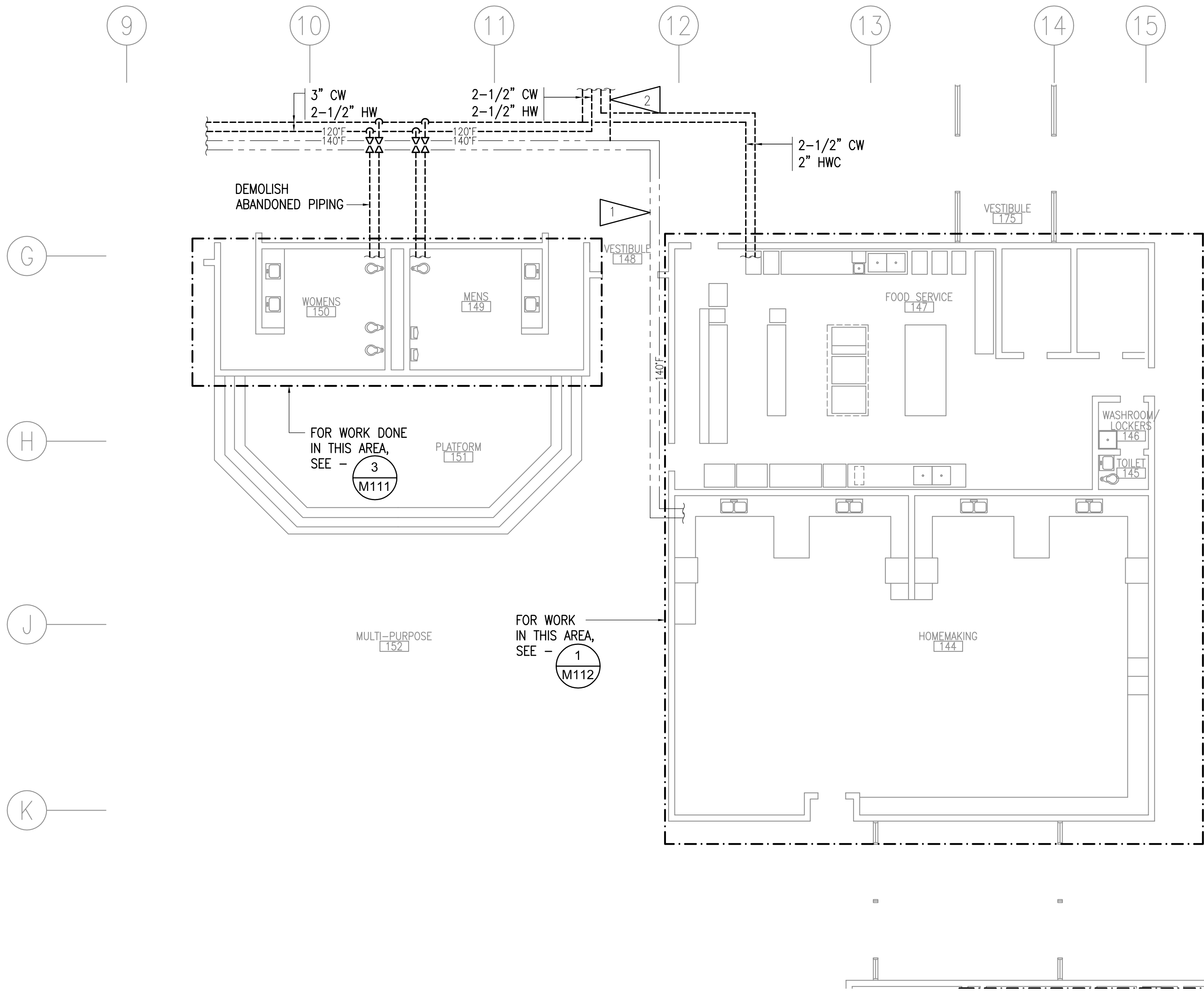
VALDEZ HIGH SCHOOL
319 ROBE RIVER DRIVE
VALDEZ, ALASKA

REVISIONS:

DRAWN BY: CAA
CHECKED BY: AWWW
DATE: 12/01/2020
JOB NUMBER: L9163
DWG FILE: L9163_MSERIES

DRAWING TITLE:
FIRST FLOOR PLUMBING
DEMOLITION PLAN -
AREA 'C' - WEST

SHEET:
M103



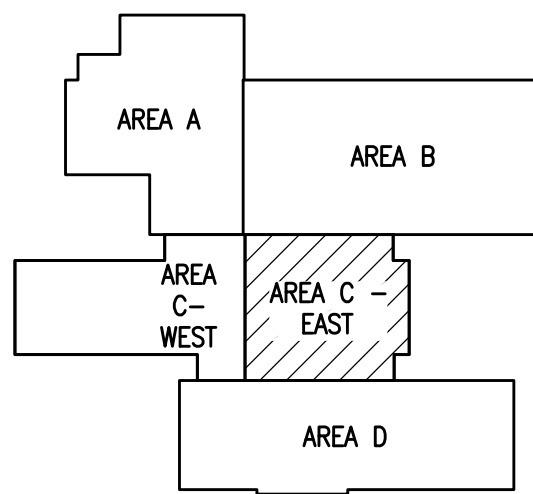
1 FIRST FLOOR PLUMBING DEMOLITION PLAN - AREA 'C' - EAST
1/8"=1'-0"

GENERAL NOTES:


- A. THE INFORMATION SHOWN ON THIS DRAWING IS TAKEN FROM AS BUILT DRAWINGS AND A NON-DESTRUCTIVE WALK THROUGH OF THE FACILITY. THERE IS NO WARRANTY OR GUARANTEE AS TO THE ACCURACY OF THE INFORMATION SHOWN HERE-IN. THE CONTRACTOR SHALL FIELD VERIFY ALL ITEMS SCHEDULED FOR DEMOLITION PRIOR TO START OF WORK.
- B. PIPING ABOVE CEILING - DEMOLISH ALL CW, HW, HWC PIPING AND APPURTENANCES IN AREAS WITH GRID CEILING TILES, UNLESS OTHERWISE NOTED. IN ROOMS WITH SHEETROCK DEMOLISH ACCESSIBLE PIPING THROUGH EXISTING LIGHT FIXTURES AND ACCESS PANELS. ABANDON INACCESSIBLE PIPING.
- C. PIPING IN WALLS - UNLESS NOTED OTHERWISE, ABANDON PIPING IN PLACE, CUT WALL TO EXTENT NECESSARY TO REMOVE PIPING AND APPURTENANCES WHICH PENETRATE WALL SURFACE, REMOVE PIPING FROM WALL WHERE ACCESSIBLE AND AS NEEDED TO ALLOW FOR ROUTING OF NEW PIPING.
- D. ABANDONED PIPING SHALL BE COMPLETELY DRAINED AND CLEARLY MARKED "ABANDONED".
- E. ALL PLUMBING FIXTURES TO REMAIN UNLESS OTHERWISE INDICATED. DEMOLISH ANGLE STOPS ON PLUMBING FIXTURES WHERE PIPING IS DEMOLISHED UP TO FIXTURE.

SHEET NOTES:

- 1 140°F HW AND HWC TO REMAIN.
- 2 DEMOLISH 3/4" 140°F HW TO LAUNDRY.



KEYPLAN
NO SCALE



RISA Engineering, Inc.
MECHANICAL AND ELECTRICAL CONSULTING ENGINEERS
670 West Fireweed Lane, Suite 200
Pacheco, CA 94645
Phone: (916) 727-8452
Corporate No.: AEC0542

DOMESTIC WATER PIPING REPLACEMENT

VALDEZ HIGH SCHOOL
319 ROBE RIVER DRIVE
VALDEZ, ALASKA


REVISIONS:

DRAWN BY: CAA
CHECKED BY: AWWW
DATE: 12/01/2020
JOB NUMBER: L9163
DWG FILE: L9163_MSERIES

DRAWING TITLE:
FIRST FLOOR PLUMBING
DEMOLITION PLAN -
AREA 'C' - EAST

SHEET:

M104



RISA Engineering, Inc.
MECHANICAL AND ELECTRICAL CONSULTING ENGINEERS
670 West Fireweed Lane, Suite 200
Anchorage, Alaska 99503
Phone: 907.278.6522
Corporate No.: AEC0542

DOMESTIC WATER PIPING REPLACEMENT

VALDEZ HIGH SCHOOL
319 ROBE RIVER DRIVE
VALDEZ, ALASKA

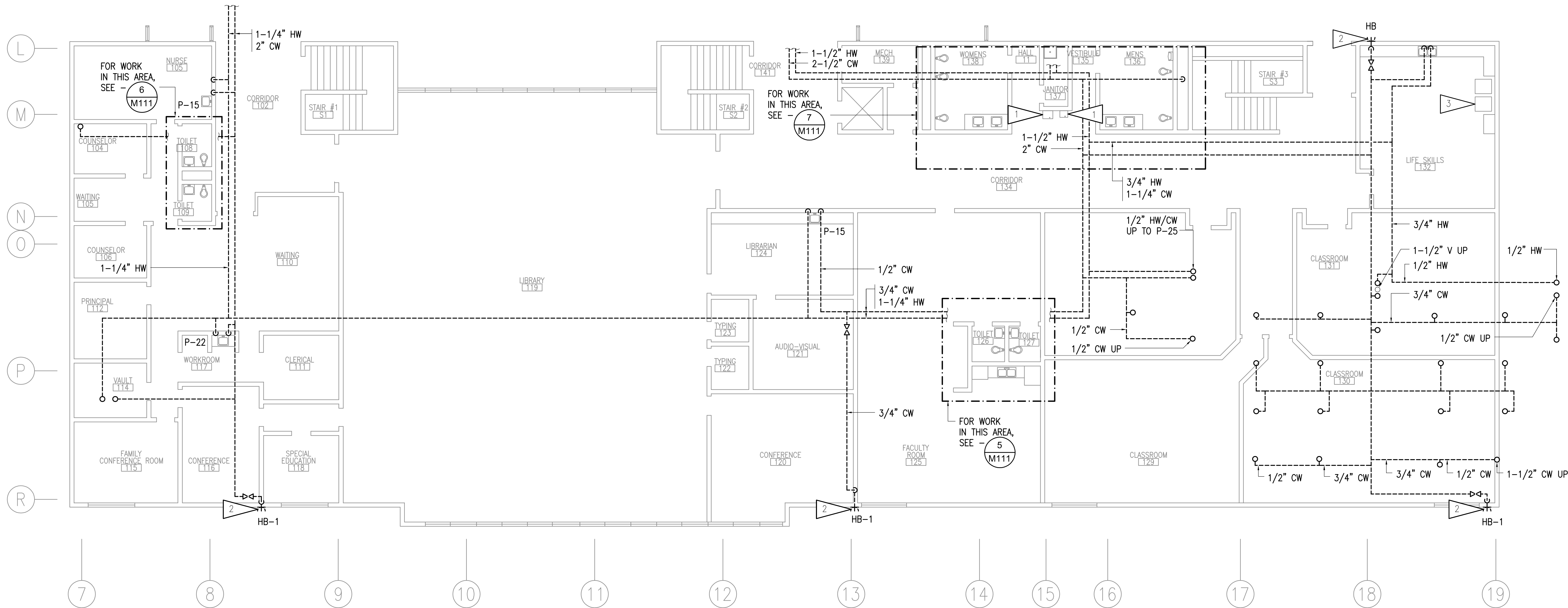
REVISIONS:

DRAWN BY: CAA
CHECKED BY: AWW
DATE: 12/01/2020
JOB NUMBER: L9163
DWG FILE: L9163_MSERIES

DRAWING TITLE:
FIRST FLOOR PLUMBING
DEMOLITION PLAN -
AREA 'D'

SHEET:

M105



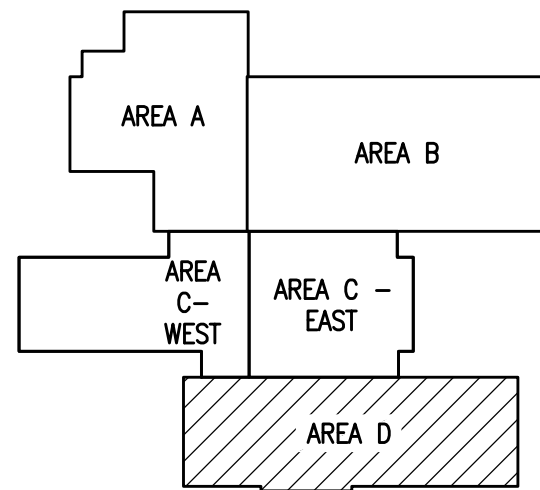
1 FIRST FLOOR PLUMBING DEMOLITION PLAN - AREA 'D'
1/8"=1'-0"

GENERAL NOTES:

- A. THE INFORMATION SHOWN ON THIS DRAWING IS TAKEN FROM AS BUILT DRAWINGS AND A NON-DESTRUCTIVE WALK THROUGH OF THE FACILITY. THERE IS NO WARRANTY OR GUARANTEE AS TO THE ACCURACY OF THE INFORMATION SHOWN HERE-IN. THE CONTRACTOR SHALL FIELD VERIFY ALL ITEMS SCHEDULED FOR DEMOLITION PRIOR TO START OF WORK.
- B. PIPING ABOVE CEILING - DEMOLISH ALL CW, HW, HWC PIPING AND APPURTENANCES IN AREAS WITH GRID CEILING TILES, UNLESS OTHERWISE NOTED. IN ROOMS WITH SHEETROCK DEMOLISH ACCESSIBLE PIPING THROUGH EXISTING LIGHT FIXTURES AND ACCESS PANELS. ABANDON INACCESSIBLE PIPING.
- C. PIPING IN WALLS - UNLESS NOTED OTHERWISE, ABANDON PIPING IN PLACE, CUT WALL TO EXTENT NECESSARY TO REMOVE PIPING AND APPURTENANCES WHICH PENETRATE WALL SURFACE, REMOVE PIPING FROM WALL WHERE ACCESSIBLE AND AS NEEDED TO ALLOW FOR ROUTING OF NEW PIPING.
- D. ABANDONED PIPING SHALL BE COMPLETELY DRAINED AND CLEARLY MARKED "ABANDONED".
- E. ALL PLUMBING FIXTURES TO REMAIN UNLESS OTHERWISE INDICATED. DEMOLISH ANGLE STOPS ON PLUMBING FIXTURES WHERE PIPING IS DEMOLISHED UP TO FIXTURE.
- F. DEMOLISH ALL CW AND HW PIPING IN AREA D.

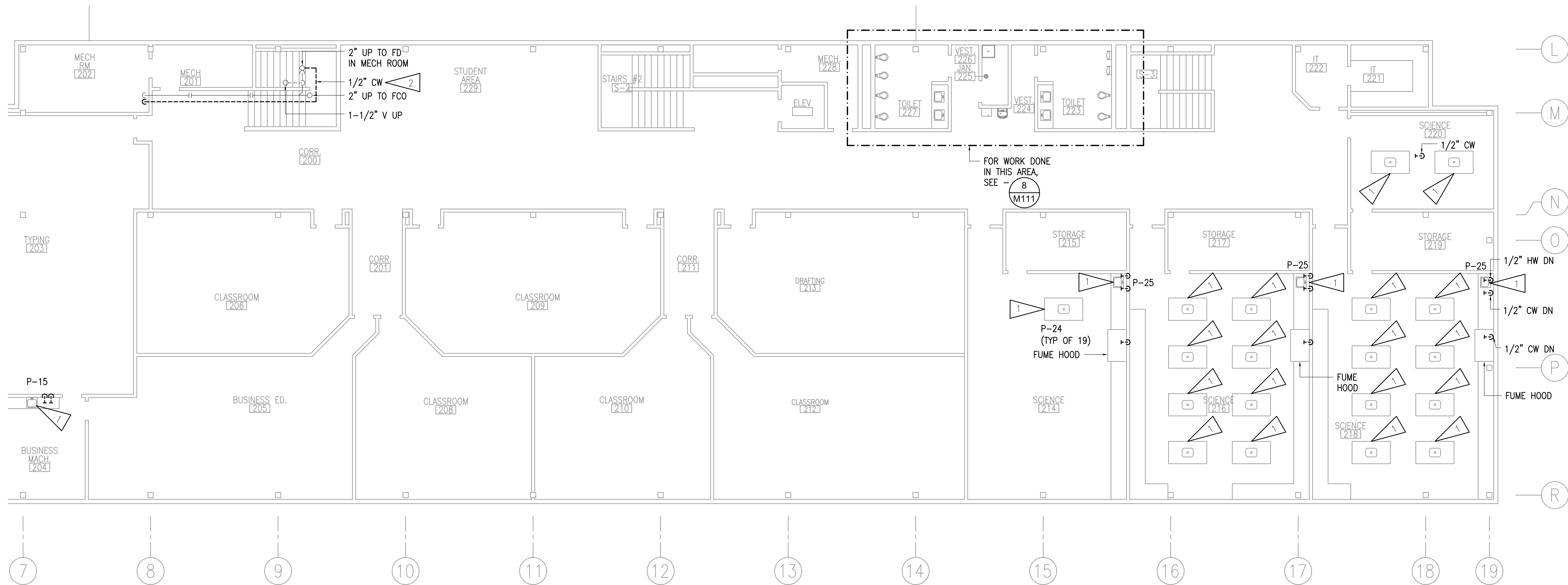
SHEET NOTES:

- 1 DEMOLISH DRINKING FOUNTAIN AND CW PIPING. WASTE AND VENT PIPING TO REMAIN.
- 2 HOSE BIBB WALL BOX TO REMAIN. DEMOLISH ASSOCIATED CW AND WALL HYDRANT.
- 3 DEMOLISH WASTE AND WATER PIPING TO LAUNDRY. LAUNDRY EQUIPMENT TO BE DEMOLISHED BY OWNER.



KEYPLAN
NO SCALE

0'
1"
2"
3"



1 SECOND FLOOR PLUMBING DEMOLITION PLAN - AREA 'D'

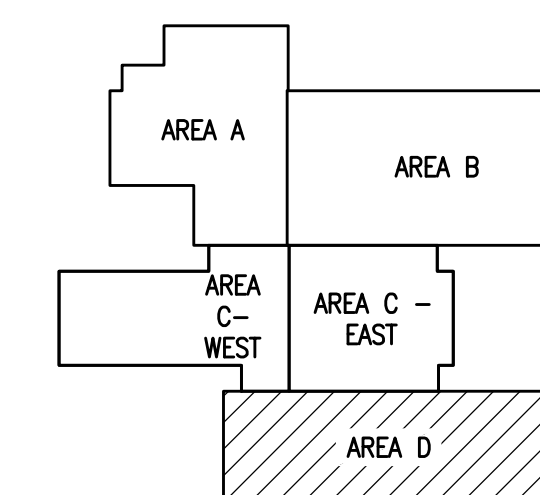
1/8"=1'-0"

GENERAL NOTES:



- A. THE INFORMATION SHOWN ON THIS DRAWING IS TAKEN FROM AS BUILT DRAWINGS AND A NON-DESTRUCTIVE WALK THROUGH OF THE FACILITY. THERE IS NO WARRANTY OR GUARANTEE AS TO THE ACCURACY OF THE INFORMATION SHOWN HERE-IN. THE CONTRACTOR SHALL FIELD VERIFY ALL ITEMS SCHEDULED FOR DEMOLITION PRIOR TO START OF WORK.
- B. PIPING ABOVE CEILING - DEMOLISH ALL CW, HW, HWC PIPING AND APPURTENANCES IN AREAS WITH GRID CEILING TILES, UNLESS OTHERWISE NOTED. IN ROOMS WITH SHEETROCK DEMOLISH ACCESSIBLE PIPING THROUGH EXISTING LIGHT FIXTURES AND ACCESS PANELS. ABANDON INACCESSIBLE PIPING.
- C. PIPING IN WALLS - UNLESS NOTED OTHERWISE, ABANDON PIPING IN PLACE, CUT WALL TO EXTENT NECESSARY TO REMOVE PIPING AND APPURTENANCES WHICH PENETRATE WALL SURFACE, REMOVE PIPING FROM WALL WHERE ACCESSIBLE AND AS NEEDED TO ALLOW FOR ROUTING OF NEW PIPING.
- D. ABANDONED PIPING SHALL BE COMPLETELY DRAINED AND CLEARLY MARKED "ABANDONED".
- E. ALL PLUMBING FIXTURES TO REMAIN UNLESS OTHERWISE INDICATED. DEMOLISH ANGLE STOPS ON PLUMBING FIXTURES WHERE PIPING IS DEMOLISHED UP TO FIXTURE.

SHEET NOTES:

- 1 DEMOLISH CW/HW TO SINK, PIPING ROUTED IN CEILING BELOW.
- 2 DEMOLISH CW PIPING UP TO TRAP PRIMER LOCATED IN ACCESS DOOR IN PENTHOUSE ABOVE.



KEYPLAN
NO SCALE



RISA Engineering, Inc.
MECHANICAL AND ELECTRICAL CONSULTING ENGINEERS
670 West Fireweed Lane, Suite 200
Anchorage, Alaska 99503
Phone: (907) 278-6552
Corporate No.: AEC0542

DOMESTIC WATER PIPING REPLACEMENT
VALDEZ HIGH SCHOOL
319 ROBE RIVER DRIVE
VALDEZ, ALASKA

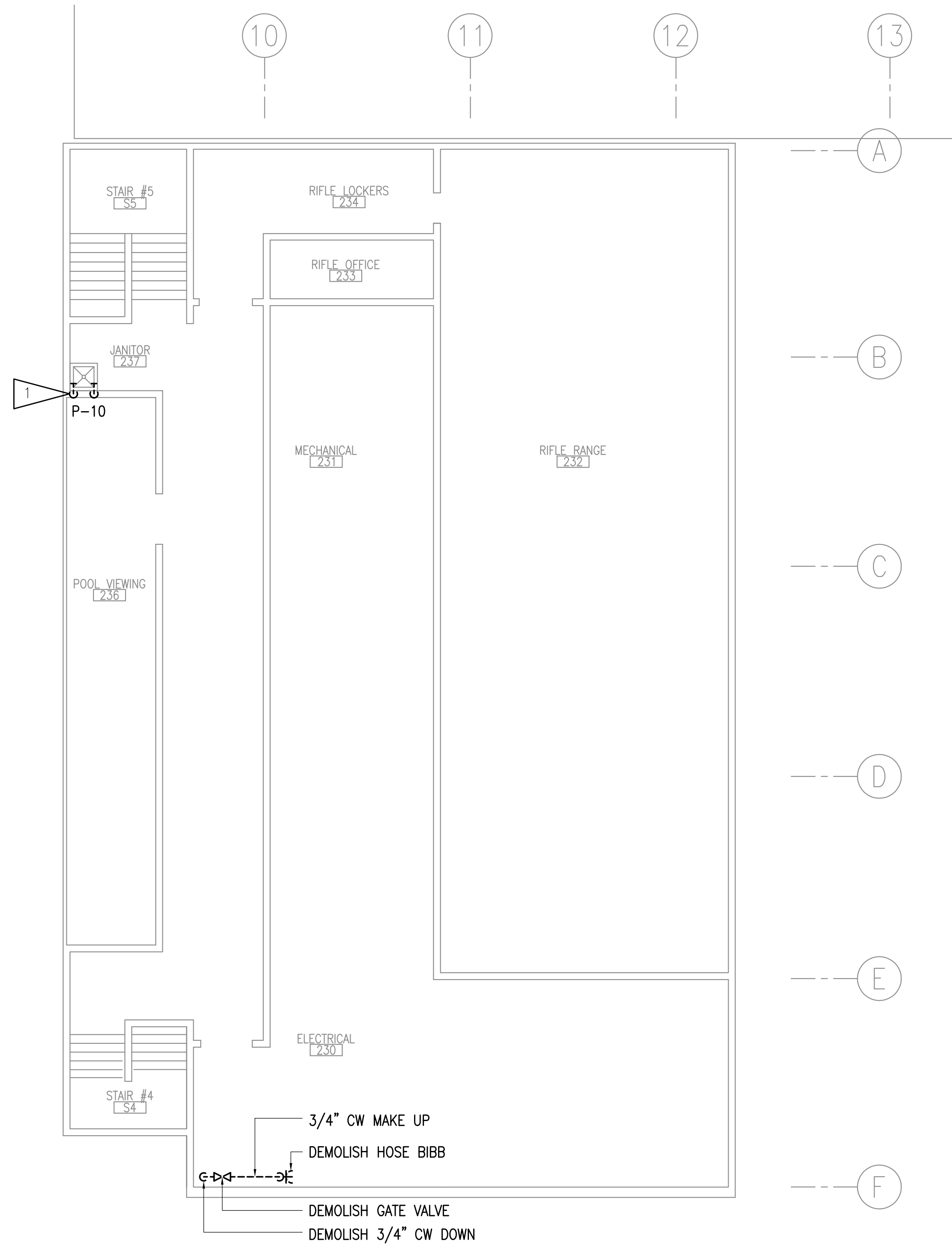
REVISIONS:

DRAWN BY: CAA
CHECKED BY: AWWW
DATE: 12/01/2020
JOB NUMBER: L9163
DWG FILE: L9163_MSERIES

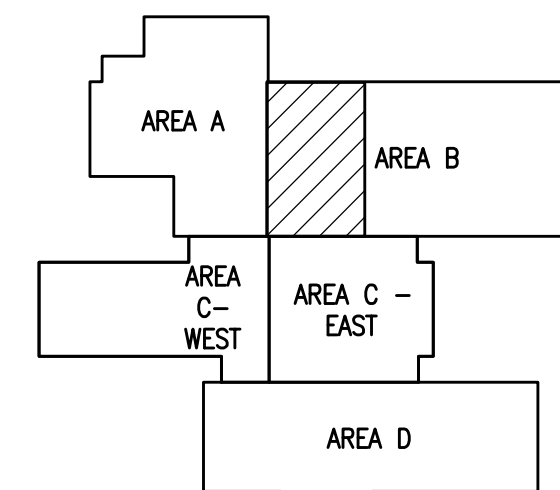
DRAWING TITLE:
SECOND FLOOR PLUMBING
DEMOLITION PLAN -
AREA 'D'

SHEET:
M106

0"
1"
2"
3"



1 SECOND FLOOR PLUMBING DEMOLITION PLAN - WEST
1/8"=1'-0"



KEYPLAN
NO SCALE




GENERAL NOTES:

- A. THE INFORMATION SHOWN ON THIS DRAWING IS TAKEN FROM AS BUILT DRAWINGS AND A NON-DESTRUCTIVE WALK THROUGH OF THE FACILITY. THERE IS NO WARRANTY OR GUARANTEE AS TO THE ACCURACY OF THE INFORMATION SHOWN HERE-IN. THE CONTRACTOR SHALL FIELD VERIFY ALL ITEMS SCHEDULED FOR DEMOLITION PRIOR TO START OF WORK.
- B. DEMOLISH ALL CW, HW, HWC PIPING AND APPURETANCES UNLESS OTHERWISE NOTED.

SHEET NOTES:

- 1** DEMOLISH CW/HW PIPING TO JANITOR SINK, P-10. FIXTURE TO REMAIN.



RISA
Engineering, Inc.
MECHANICAL AND ELECTRICAL CONSULTING ENGINEERS
670 West Fireweed Lane, Suite 200
Anchorage, Alaska 99503
Phone: 907.572.8452
Corporate No.: AEC0542

DOMESTIC WATER PIPING REPLACEMENT

VALDEZ HIGH SCHOOL
319 ROBE RIVER DRIVE
VALDEZ, ALASKA

REVISIONS:

DRAWN BY: CAA
CHECKED BY: AWW
DATE: 12/01/2020
JOB NUMBER: L9163
DWG FILE: L9163_MSERIES

DRAWING TITLE:
SECOND FLOOR PLUMBING
DEMOLITION PLAN -
WEST

SHEET:
M107

0'
1"
2"
3"

G

H

FOR WORK
IN THIS AREA,
SEE -

1
M113

EXISTING WATER SERVICE
ENTRANCE AND FIRE
SPRINKLER RISER AREA

UH

2-1/2" HW

3" CW
2-1/2" CW

BOILER PUMP (TYP OF 3)

BOILER (TYP OF 3)

2-1/2" CW

HEAT EXCHANGER
AND RELATED
EQUIPMENT

HYDRAULIC
SEPARATOR

2-1/2" HW TO REMAIN

HEATING PUMP
(TYP OF 3)

1-1/2" HW (140')

1" HWC (140')

HEATING PUMP
(TYP OF 2)

HOT WATER GENERATOR
(TYP OF 2)
2" CW, FOR
CONTINUATION, SEE -

4
M111

DOMESTIC HOT WATER
SERVICE AREA, FOR
SCHEMATIC, SEE -

2
M113

CP-4

1

ENLARGED BOILER ROOM DOMESTIC WATER PIPING DEMOLITION PLAN

1/2"=1'-0"

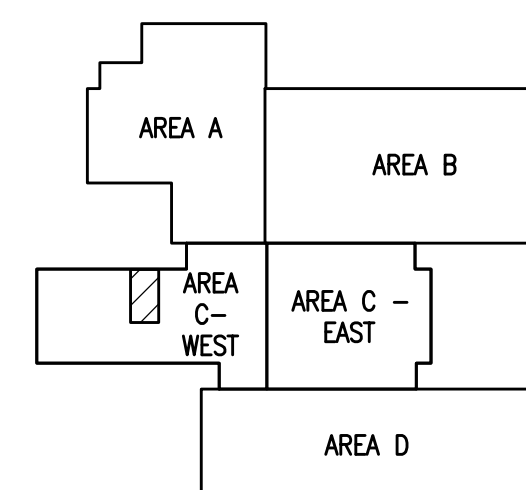


GENERAL NOTES:



- A. THE INFORMATION SHOWN ON THIS DRAWING IS TAKEN FROM AS BUILT DRAWINGS AND A NON-DESTRUCTIVE WALK THROUGH OF THE FACILITY. THERE IS NO WARRANTY OR GUARANTEE AS TO THE ACCURACY OF THE INFORMATION SHOWN HERE-IN. THE CONTRACTOR SHALL FIELD VERIFY ALL ITEMS SCHEDULED FOR DEMOLITION PRIOR TO START OF WORK.

SHEET NOTES:

- 1 DEMOLISH COLD WATER BACK TO RISER.
- 2 2" CW AND 1" HWC TO REMAIN.
- 3 ISOLATION VALVE TO REMAIN.
- 4 DEMOLISH TEMPERING VALVE.
- 5 DEMOLISH 1" HWC TO ISOLATION VALVE.



KEYPLAN
NO SCALE



R S A
Engineering, Inc.
MECHANICAL AND ELECTRICAL CONSULTING ENGINEERS
670 West Fireweed Lane, Suite 200
Anchorage, Alaska 99503
Phone: (907) 278-6552
Corporate No.: AEC0542

DOMESTIC WATER PIPING REPLACEMENT

VALDEZ HIGH SCHOOL
319 ROBE RIVER DRIVE
VALDEZ, ALASKA

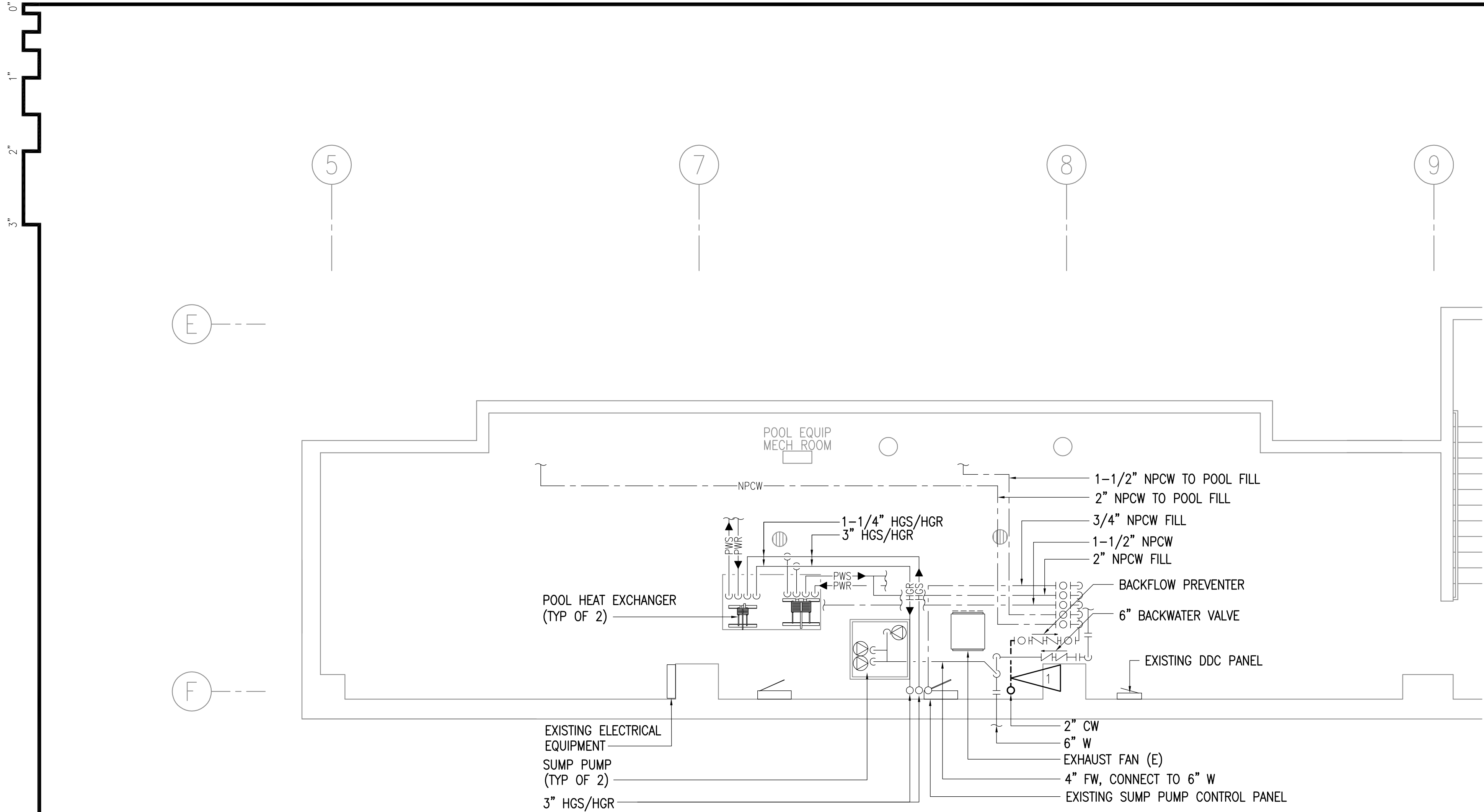
REVISIONS:

DRAWN BY: CAA
CHECKED BY: AWW
DATE: 12/01/2020
JOB NUMBER: L9163
DWG FILE: MSERIES

DRAWING TITLE:
BOILER ROOM
DOMESTIC WATER PIPING
DEMOLITION PLAN

SHEET:

M108



1 POOL EQUIPMENT ROOM DOMESTIC WATER PIPING DEMOLITION PLAN
1/4"=1'-0"

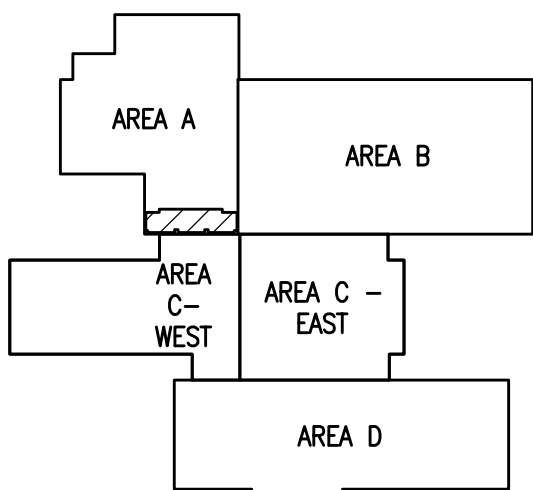


GENERAL NOTES:


A. THE INFORMATION SHOWN ON THIS DRAWING IS TAKEN FROM AS BUILT DRAWINGS AND A NON-DESTRUCTIVE WALK THROUGH OF THE FACILITY. THERE IS NO WARRANTY OR GUARANTEE AS TO THE ACCURACY OF THE INFORMATION SHOWN HERE-IN. THE CONTRACTOR SHALL FIELD VERIFY ALL ITEMS SCHEDULED FOR DEMOLITION PRIOR TO START OF WORK.

SHEET NOTES:

1 DEMOLISH 2" CW FROM PENETRATION IN POOL DECK ABOVE TO BACKFLOW PREVENTER. BACKFLOW PREVENTER AND ALL OTHER PIPING SHALL REMAIN.



KEYPLAN
NO SCALE



RISA
Engineering, Inc.
MECHANICAL AND ELECTRICAL CONSULTING ENGINEERS
670 West Friedland Lane, Suite 200
Anchorage, Alaska 99503
Phone: (907) 278-6552
Corporate No.: AEC0542

DOMESTIC WATER PIPING REPLACEMENT

VALDEZ HIGH SCHOOL
319 ROBE RIVER DRIVE
VALDEZ, ALASKA

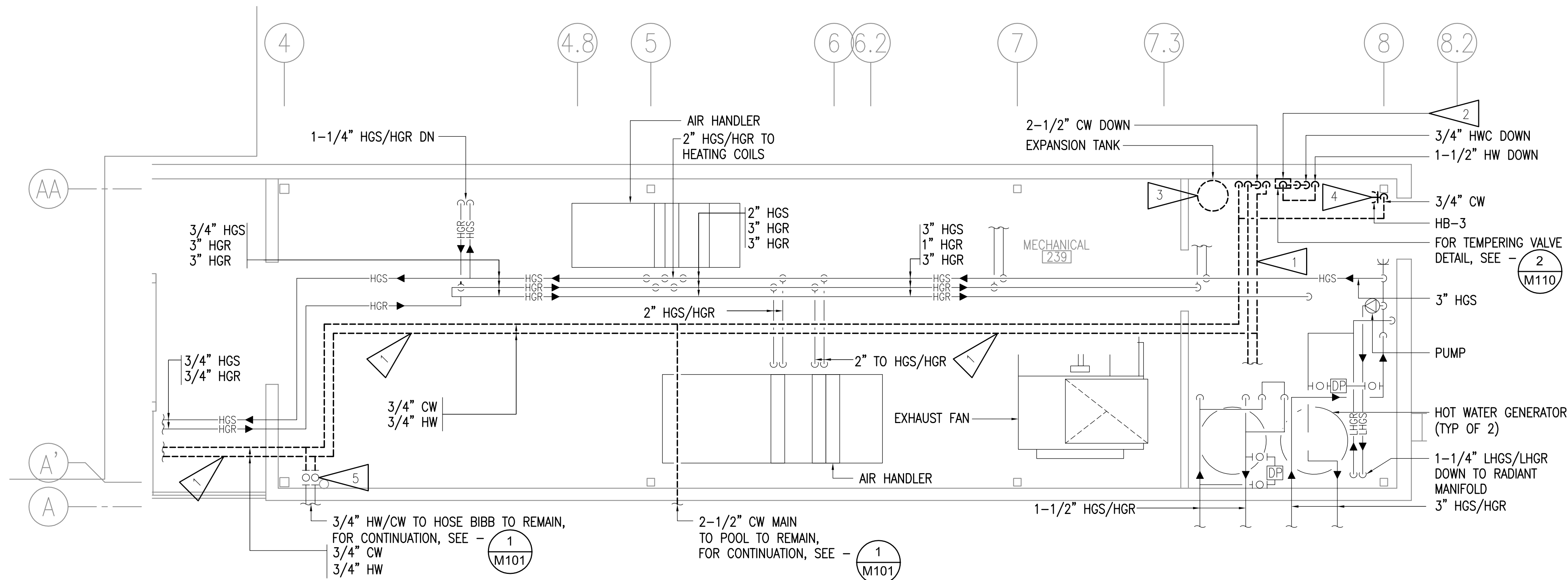
REVISIONS:

DRAWN BY: CAA
CHECKED BY: AWW
DATE: 12/01/2020
JOB NUMBER: L9163
DWG FILE: MSERIES

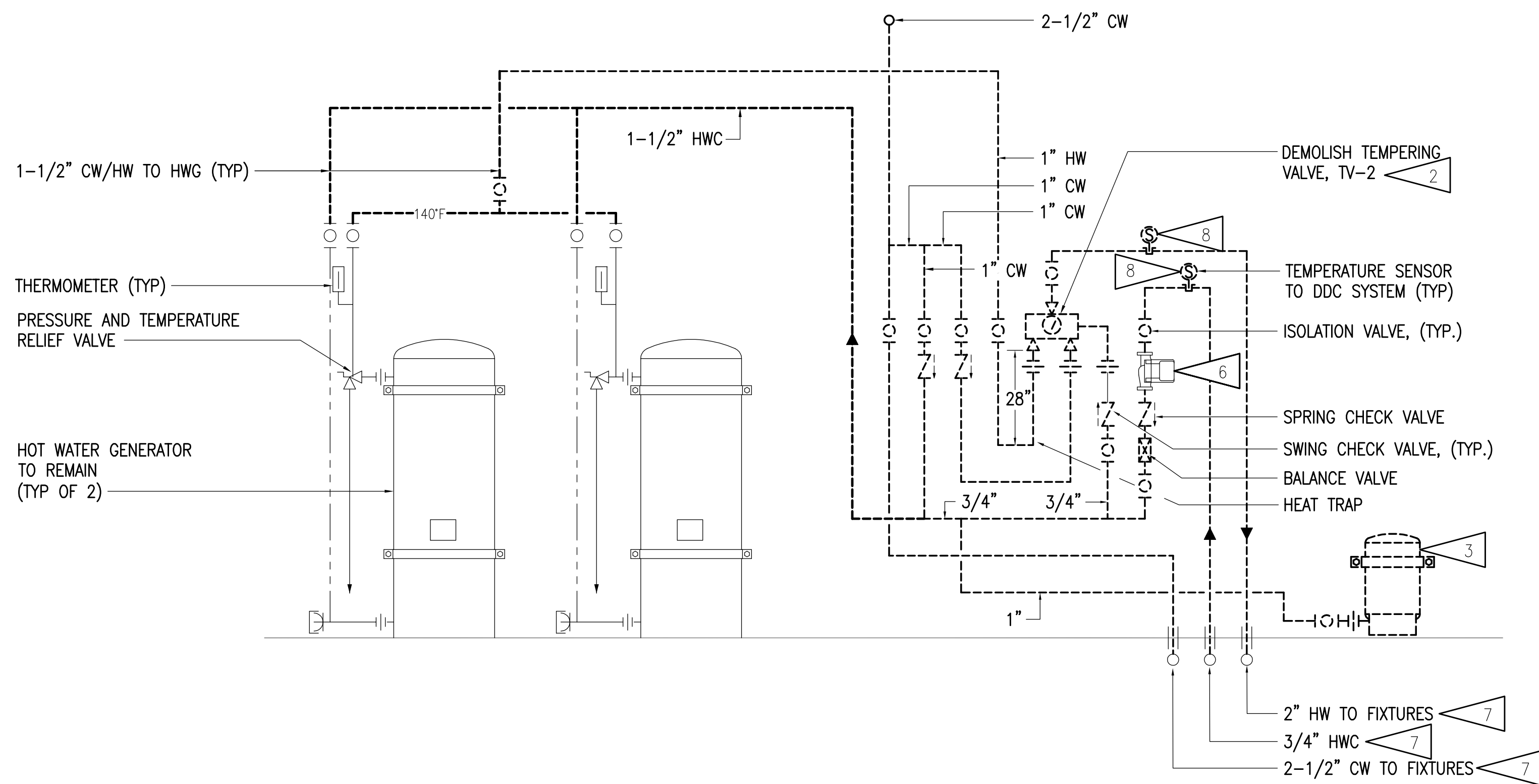
DRAWING TITLE:
POOL EQUIPMENT ROOM
DOMESTIC WATER PIPING
DEMOLITION PLAN

SHEET:
M109

0"
1"
2"
3"



1 ENLARGED POOL ADDITION MECHANICAL ROOM PIPING DEMOLITION PLAN
1/4"=1'-0"



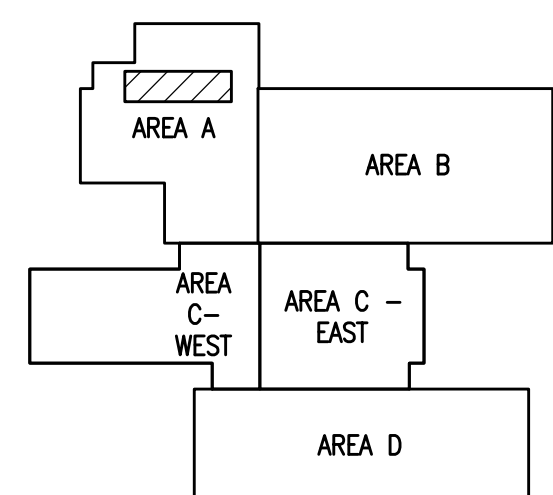
2 POOL ADDITION MECHANICAL ROOM PIPING DEMOLITION SCHEMATIC
NO SCALE

GENERAL NOTES:



- A. THE INFORMATION SHOWN ON THIS DRAWING IS TAKEN FROM AS BUILT DRAWINGS AND A NON-DESTRUCTIVE WALK THROUGH OF THE FACILITY. THERE IS NO WARRANTY OR GUARANTEE AS TO THE ACCURACY OF THE INFORMATION SHOWN HERE-IN. THE CONTRACTOR SHALL FIELD VERIFY ALL ITEMS SCHEDULED FOR DEMOLITION PRIOR TO START OF WORK.

SHEET NOTES:

- DEMOLISH CW AND HW PIPING TO EXTENT SHOWN.
- DEMOLISH TEMPERING VALVE AND ALL ASSOCIATED APPURTENANCES. DEMOLISH CW, HW, AND HWC PIPING AS INDICATED.
- DEMOLISH EXPANSION TANK AND PIPING UP TO ISOLATION VALVE. ISOLATION VALVE TO REMAIN.
- DEMOLISH HOSE BIBB AND CW PIPING.
- CW AND HW ISOLATION VALVES SERVING HOSE BIBB TO REMAIN.
- SALVAGE HOT WATER RECIRCULATION PUMP FOR REINSTALLATION.
- PIPING IN CEILING BELOW TO REMAIN.
- SALVAGE TEMPERATURE SENSOR FOR REINSTALLATION.



KEYPLAN
NO SCALE



RISA Engineering, Inc.
MECHANICAL AND ELECTRICAL CONSULTING ENGINEERS
670 West Fireweed Lane, Suite 200
Anchorage, Alaska 99503
Phone: 907.278.6552
Corporate No.: AEC0542


DOMESTIC WATER PIPING REPLACEMENT
VALDEZ HIGH SCHOOL
319 ROBE RIVER DRIVE
VALDEZ, ALASKA

REVISIONS:

DRAWN BY: CAA
CHECKED BY: AWW
DATE: 12/01/2020
JOB NUMBER: L9163
DWG FILE: MSERIES

DRAWING TITLE:
POOL MECHANICAL ROOM
DEMOLITION PLAN AND
SCHEMATIC

SHEET:
M110



RISA
Engineering, Inc.
MECHANICAL AND ELECTRICAL CONSULTING ENGINEERS
670 West Fireweed Lane, Suite 200
Anchorage, Alaska 99503
Phone: 907.572.8452
Corporate No.: AEC0542

DOMESTIC WATER PIPING REPLACEMENT

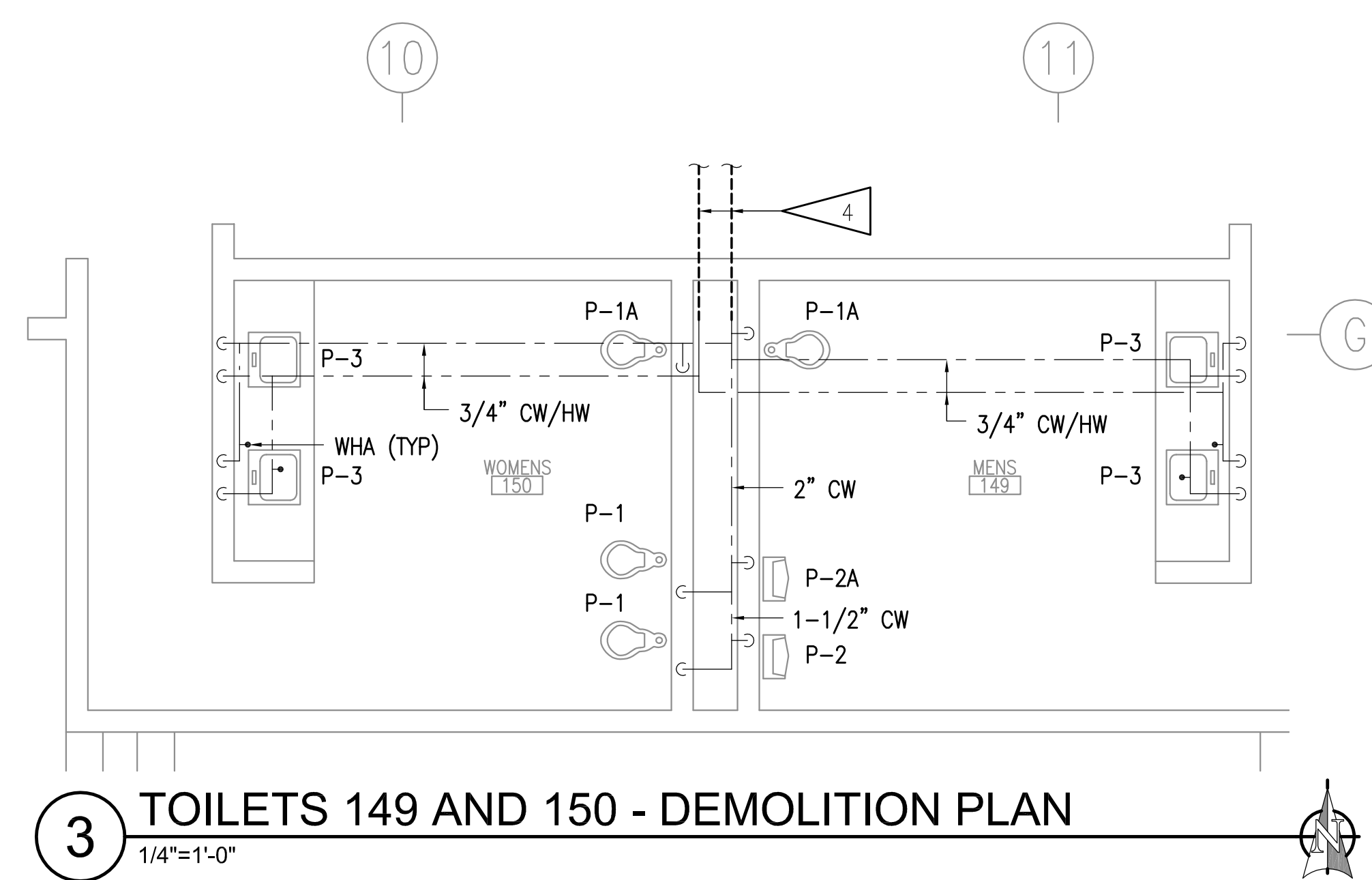
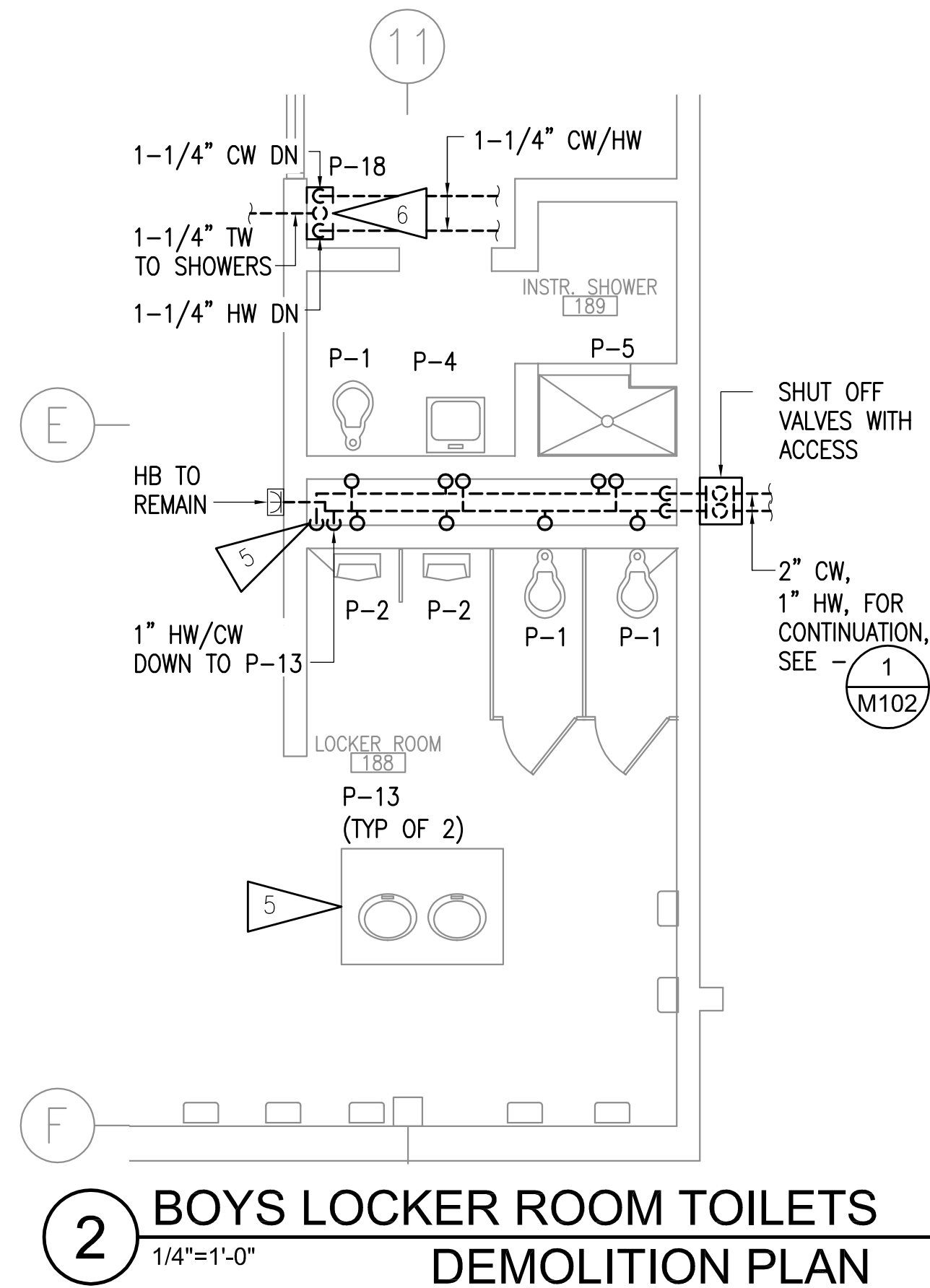
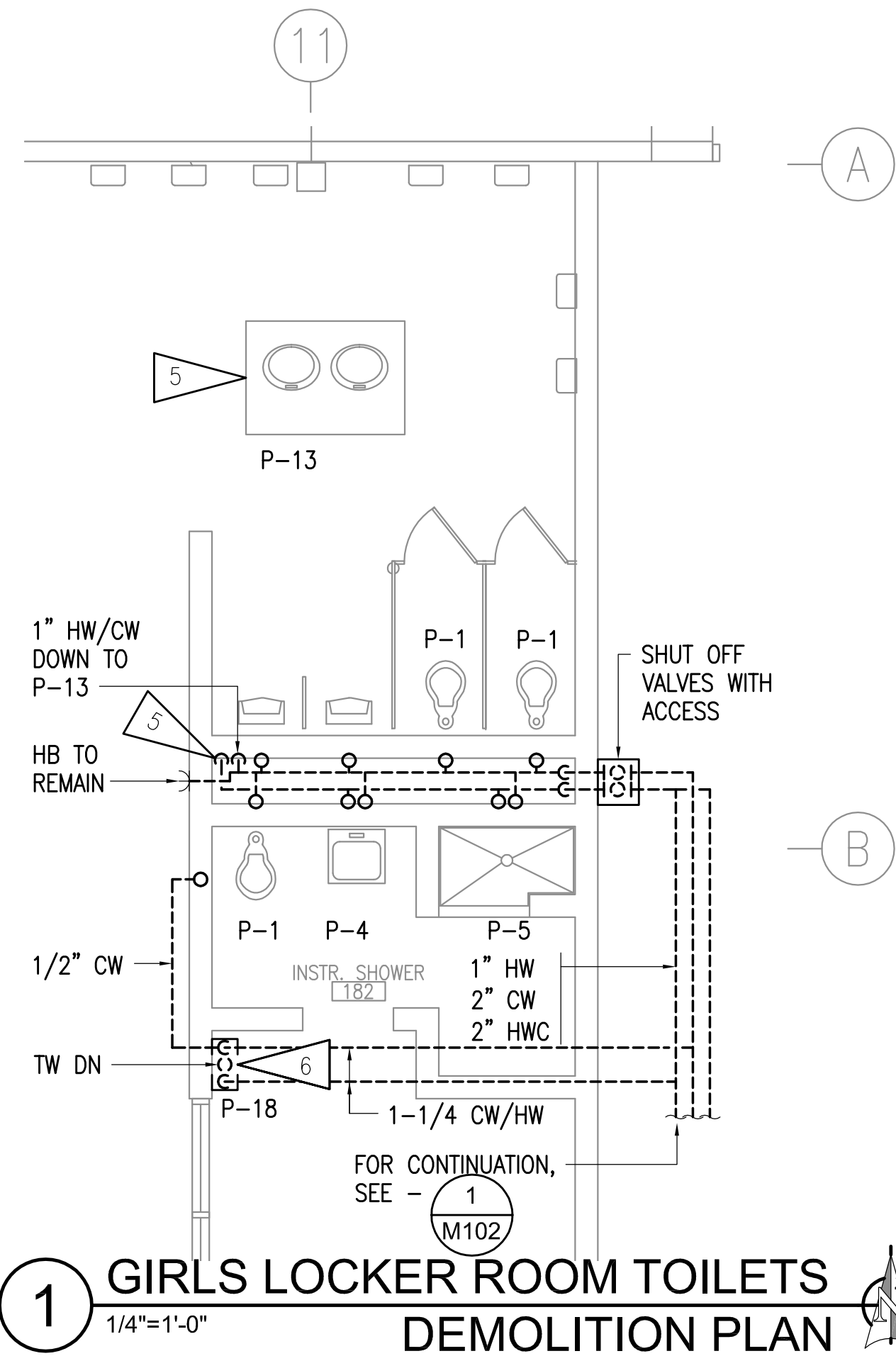
VALDEZ HIGH SCHOOL
319 ROBE RIVER DRIVE
VALDEZ, ALASKA

REVISIONS:

DRAWN BY: CAA
CHECKED BY: AWW
DATE: 12/01/2020
JOB NUMBER: L9163
DWG FILE: MSERIES

DRAWING TITLE:
ENLARGED PLANS -
DEMOLITION

SHEET:
M111

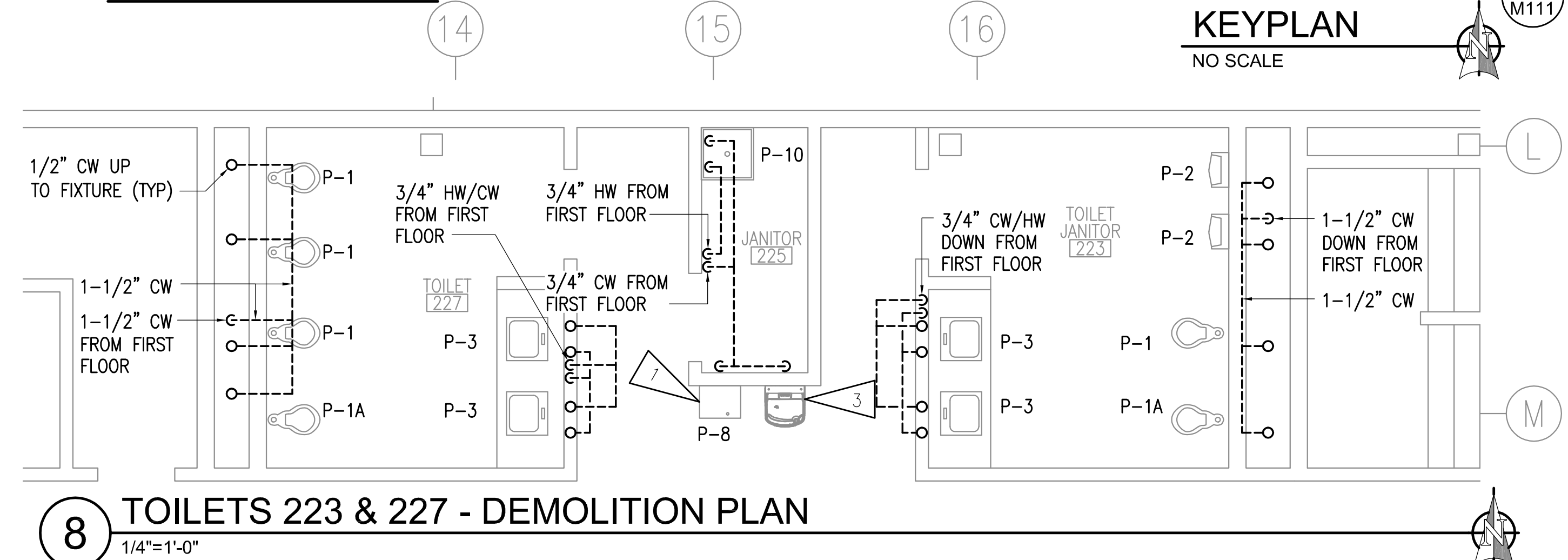
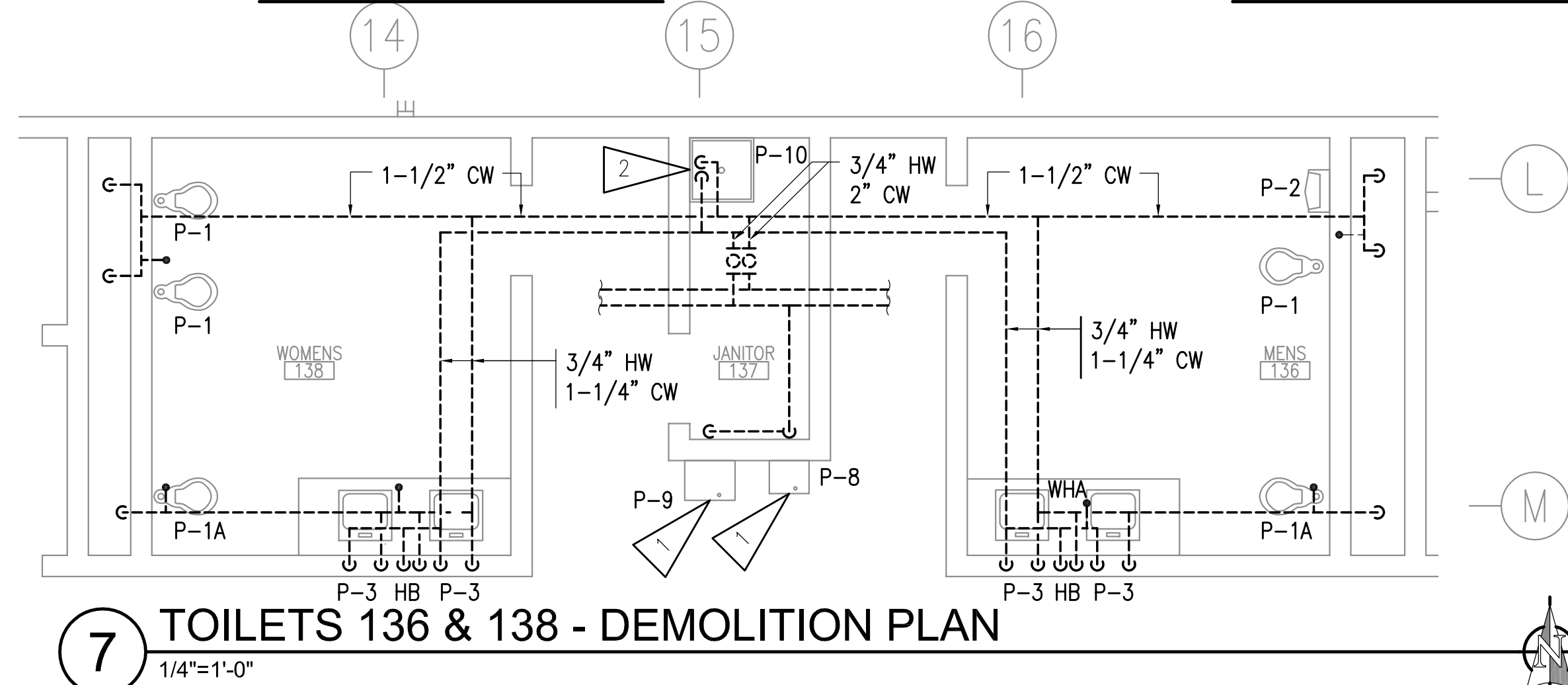
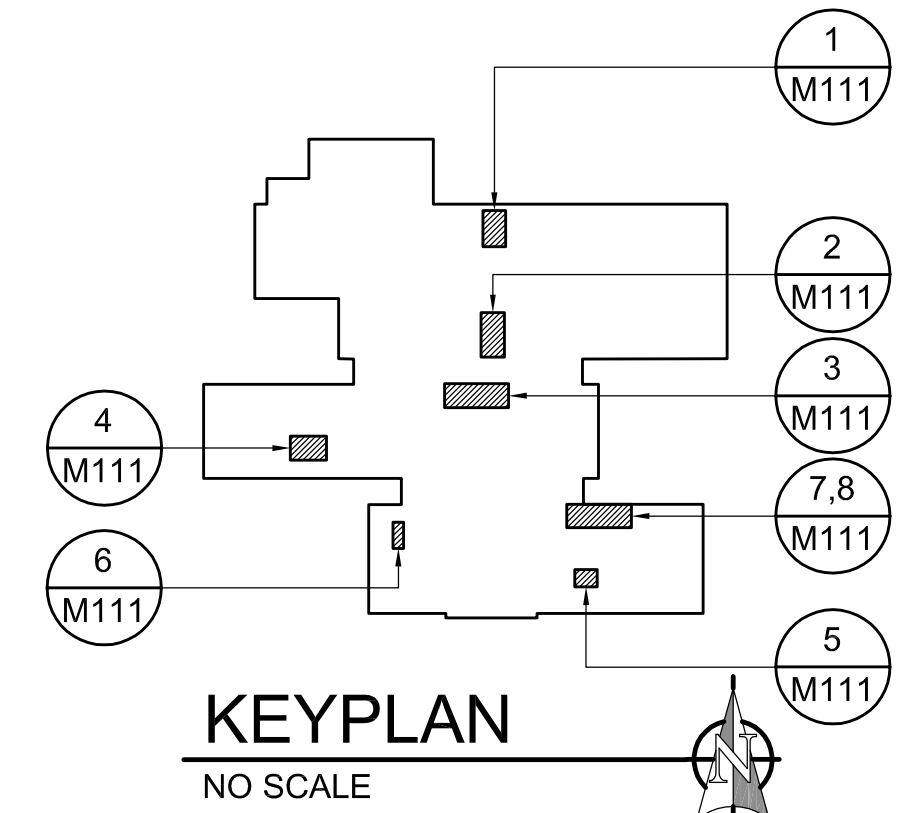
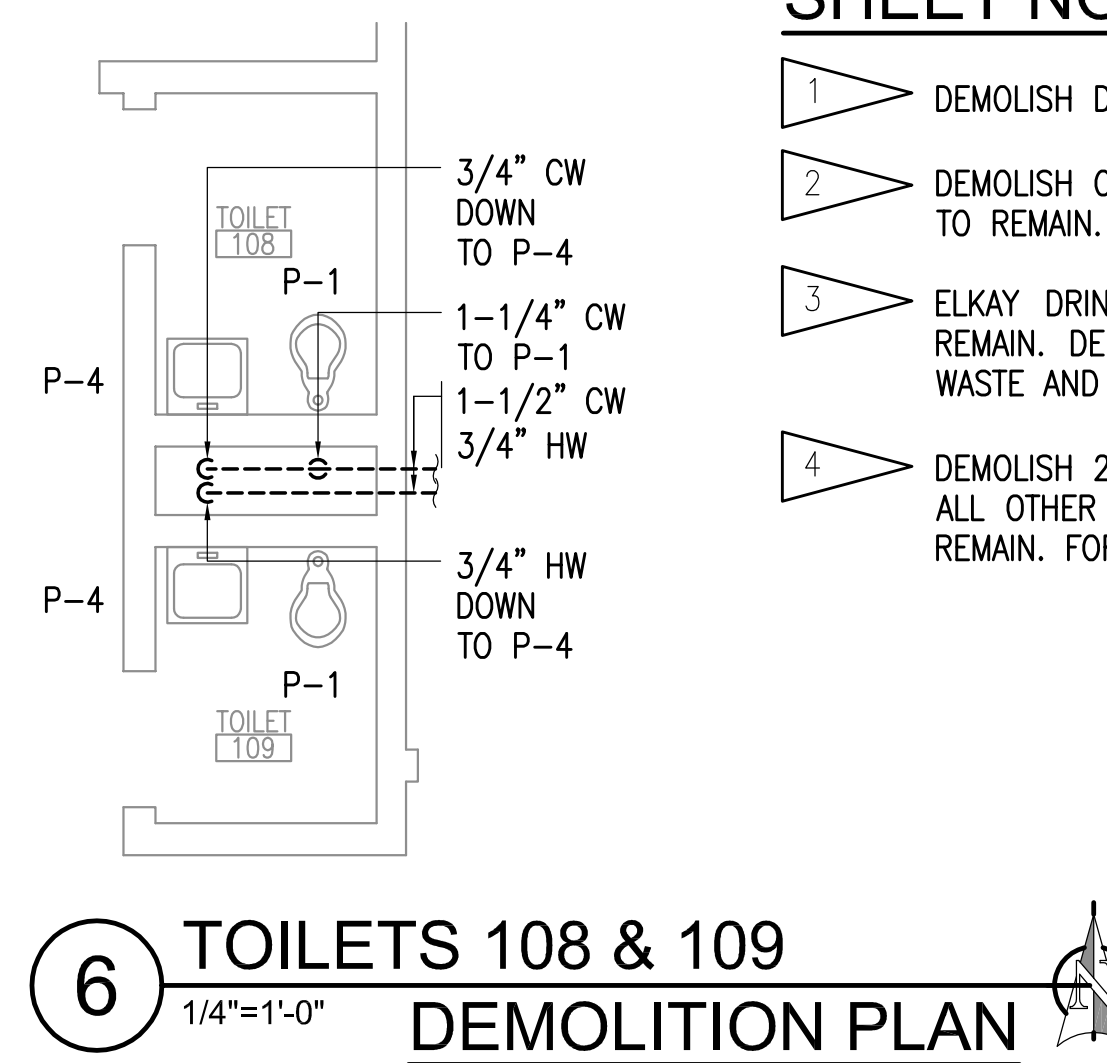
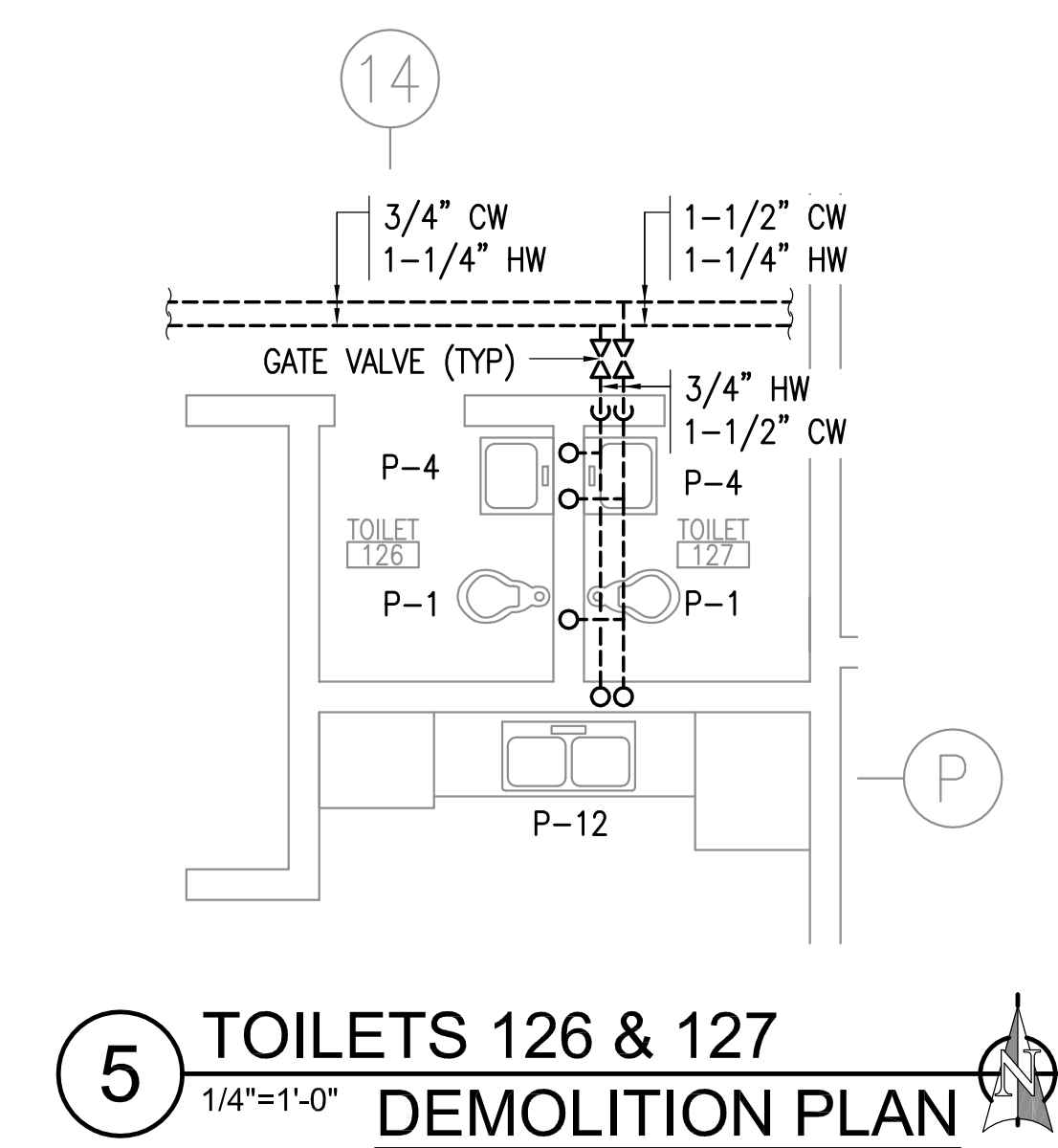
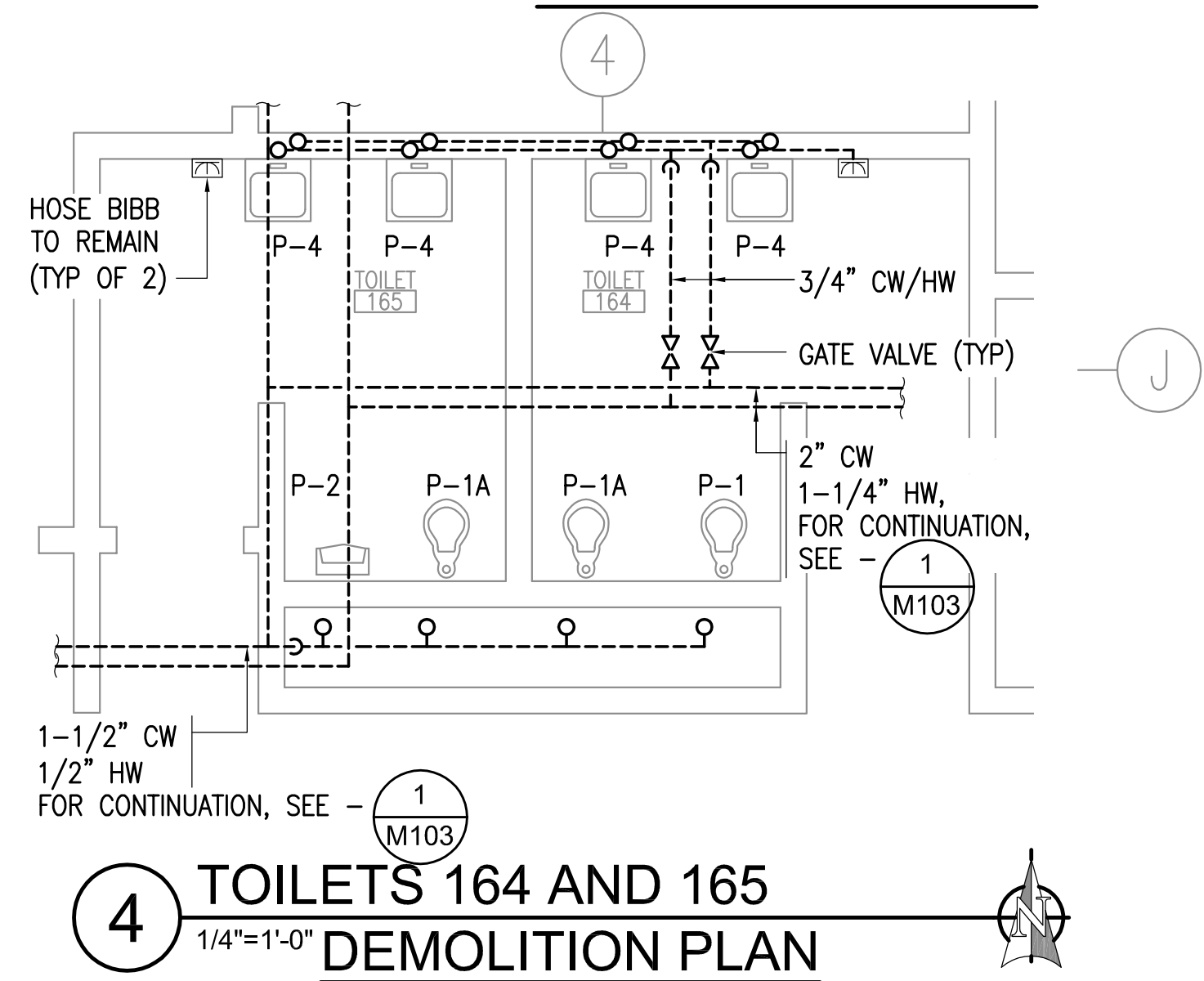


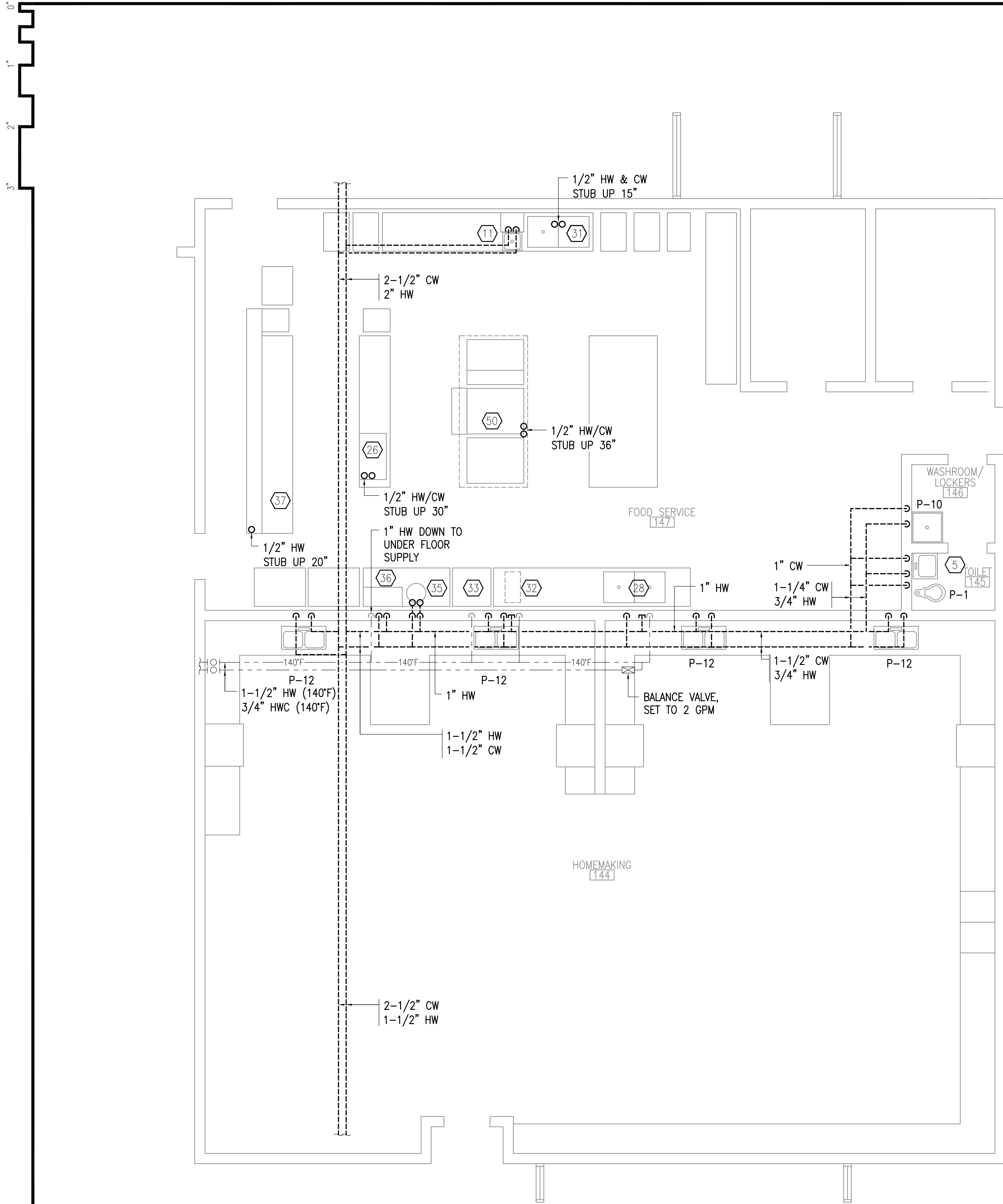
GENERAL NOTES:

- THE INFORMATION SHOWN ON THIS DRAWING IS TAKEN FROM AS BUILT DRAWINGS AND A NON-DESTRUCTIVE WALK THROUGH OF THE FACILITY. THERE IS NO WARRANTY OR GUARANTEE AS TO THE ACCURACY OF THE INFORMATION SHOWN HERE-IN. THE CONTRACTOR SHALL FIELD VERIFY ALL ITEMS SCHEDULED FOR DEMOLITION PRIOR TO START OF WORK.
- PIPING ABOVE CEILING - DEMOLISH ALL CW, HW, HWC PIPING AND APPURTENANCES IN AREAS WITH GRID CEILING TILES, UNLESS OTHERWISE NOTED. IN ROOMS WITH SHEETROCK DEMOLISH ACCESSIBLE PIPING THROUGH EXISTING LIGHT FIXTURES AND ACCESS PANELS. ABANDON INACCESSIBLE PIPING.
- PIPING IN WALLS - UNLESS NOTED OTHERWISE, ABANDON PIPING IN PLACE, CUT WALL TO EXTENT NECESSARY TO REMOVE PIPING AND APPURTENANCES WHICH PENETRATE WALL SURFACE, REMOVE PIPING FROM WALL WHERE ACCESSIBLE AND AS NEEDED TO ALLOW FOR ROUTING OF NEW PIPING.
- ABANDONED PIPING SHALL BE COMPLETELY DRAINED AND CLEARLY MARKED "ABANDONED".
- ALL PLUMBING FIXTURES TO REMAIN UNLESS OTHERWISE INDICATED. DEMOLISH ANGLE STOPS ON PLUMBING FIXTURES WHERE PIPING IS DEMOLISHED UP TO FIXTURE.

SHEET NOTES:

- DEMOLISH DRINKING FOUNTAIN.
- DEMOLISH CW/HW PIPING AND FAUCET. JANITOR SINK TO REMAIN.
- ELKAY DRINKING FOUNTAIN WITH BOTTLE FILLER TO REMAIN. DEMOLISH ASSOCIATED COLD WATER PIPING. WASTE AND VENT PIPE TO REMAIN.
- DEMOLISH 2" CW AND 1" HW TO EXTENT SHOWN. ALL OTHER PIPING IN RESTROOMS 149 AND 150 TO REMAIN. FOR CONTINUATION, SEE -
- DEMOLISH CW/HW SERVING P-13 (E). ABANDON IN PLACE THE CW/HW PIPING LOCATED UNDERGROUND. CAP FLUSH AT FLOOR LEVEL.
- DEMOLISH TEMPERING VALVE AND ASSOCIATED PIPING. ABANDON IN PLACE THE TW PIPING LOCATED UNDERGROUND. CAP FLUSH AT FLOOR LEVEL.

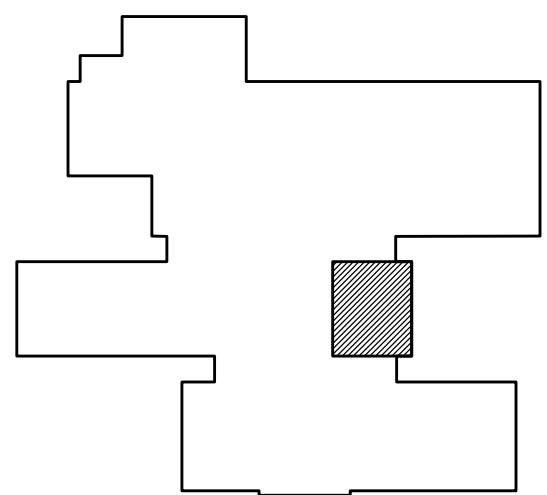






1 FOOD SERVICE AREA DEMOLITION PLAN
1/4"=1'-0"

GENERAL NOTES:

- A. THE INFORMATION SHOWN ON THIS DRAWING IS TAKEN FROM AS BUILT DRAWINGS AND A NON-DESTRUCTIVE WALK THROUGH OF THE FACILITY. THERE IS NO WARRANTY OR GUARANTEE AS TO THE ACCURACY OF THE INFORMATION SHOWN HERE-IN. THE CONTRACTOR SHALL FIELD VERIFY ALL ITEMS SCHEDULED FOR DEMOLITION PRIOR TO START OF WORK.
- B. PIPING ABOVE CEILING – DEMOLISH ALL CW, HW, HWC PIPING AND APPURTENANCES IN AREAS WITH GRID CEILING TILES, UNLESS OTHERWISE NOTED. IN ROOMS WITH SHEETROCK DEMOLISH ACCESSIBLE PIPING THROUGH EXISTING LIGHT FIXTURES AND ACCESS PANELS. ABANDON INACCESSIBLE PIPING.
- C. PIPING IN WALLS – UNLESS NOTED OTHERWISE, ABANDON PIPING IN PLACE, CUT WALL TO EXTENT NECESSARY TO REMOVE PIPING AND APPURTENANCES WHICH PENETRATE WALL SURFACE, REMOVE PIPING FROM WALL WHERE ACCESSIBLE AND AS NEEDED TO ALLOW FOR ROUTING OF NEW PIPING.
- D. ABANDONED PIPING SHALL BE COMPLETELY DRAINED AND CLEARLY MARKED "ABANDONED".
- E. ALL PLUMBING FIXTURES TO REMAIN UNLESS OTHERWISE INDICATED. DEMOLISH ANGLE STOPS ON PLUMBING FIXTURES WHERE PIPING IS DEMOLISHED UP TO FIXTURE.
- F. 140°F HW/HWC PIPING TO REMAIN.



KEYPLAN
NO SCALE



RISA

Engineering, Inc.
MECHANICAL AND ELECTRICAL CONSULTING ENGINEERS
670 West Firwood Lane, Suite 200
Anchorage, Alaska 99503
Phone: 907.278.6522
Corporate No.: AEC0542

DOMESTIC WATER PIPING REPLACEMENT

VALDEZ HIGH SCHOOL
319 ROBE RIVER DRIVE
VALDEZ, ALASKA

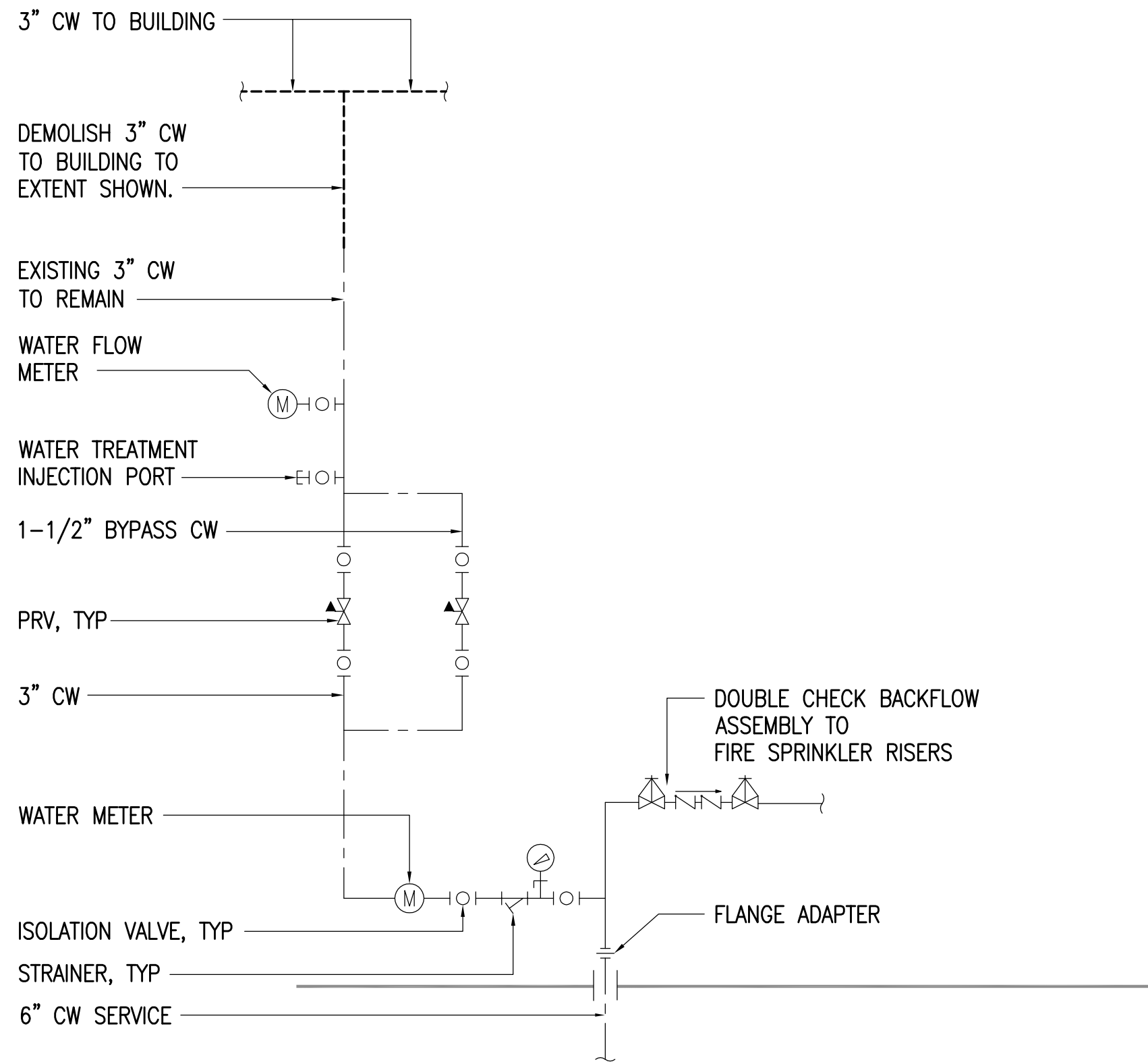
REVISIONS:

DRAWN BY:	CAA
CHECKED BY:	AWW
DATE:	12/01/2020
JOB NUMBER:	L9163
DWG FILE:	MSERIES

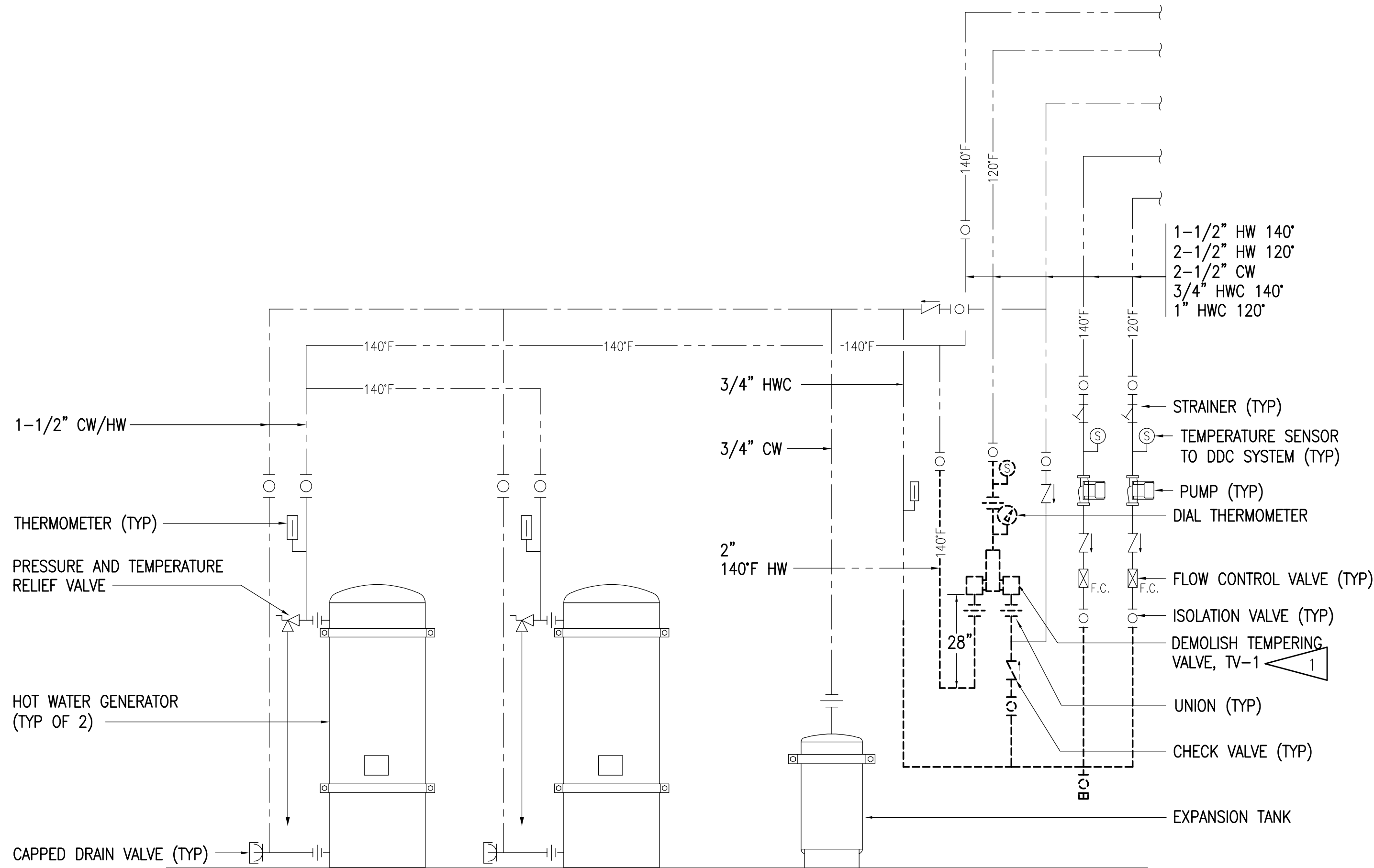
DRAWING TITLE:
FOOD SERVICE AREA - DEMOLITION PLAN

SHEET:
M112

0"
1"
2"
3"



1 WATER SERVICE RISER DEMOLITION DIAGRAM
NO SCALE




2 BOILER ROOM DOMESTIC WATER PIPING DEMOLITION SCHEMATIC
NO SCALE

GENERAL NOTES:

A. THE INFORMATION SHOWN ON THIS DRAWING IS TAKEN FROM AS BUILT DRAWINGS AND A NON-DESTRUCTIVE WALK THROUGH OF THE FACILITY. THERE IS NO WARRANTY OR GUARANTEE AS TO THE ACCURACY OF THE INFORMATION SHOWN HERE-IN. THE CONTRACTOR SHALL FIELD VERIFY ALL ITEMS SCHEDULED FOR DEMOLITION PRIOR TO START OF WORK.

SHEET NOTES:

1 DEMOLISH TEMPERING VALVE, TV-1 AND PIPING UP TO ISOLATION VALVE. ISOLATION VALVE TO REMAIN. DEMOLISH INLET PIPING TO UNIONS. DEMOLISH UNIONS. DEMOLISH OUTLET PIPING TO ISOLATION VALVE. ISOLATION VALVE TO REMAIN.



R S A
Engineering, Inc.
MECHANICAL AND ELECTRICAL CONSULTING ENGINEERS
670 West Fireweed Lane, Suite 200
Anchorage, Alaska 99503
Phone: (907) 278-6523
Corporate No.: AEC0542

DOMESTIC WATER PIPING REPLACEMENT

VALDEZ HIGH SCHOOL
319 ROBE RIVER DRIVE
VALDEZ, ALASKA

REVISIONS:

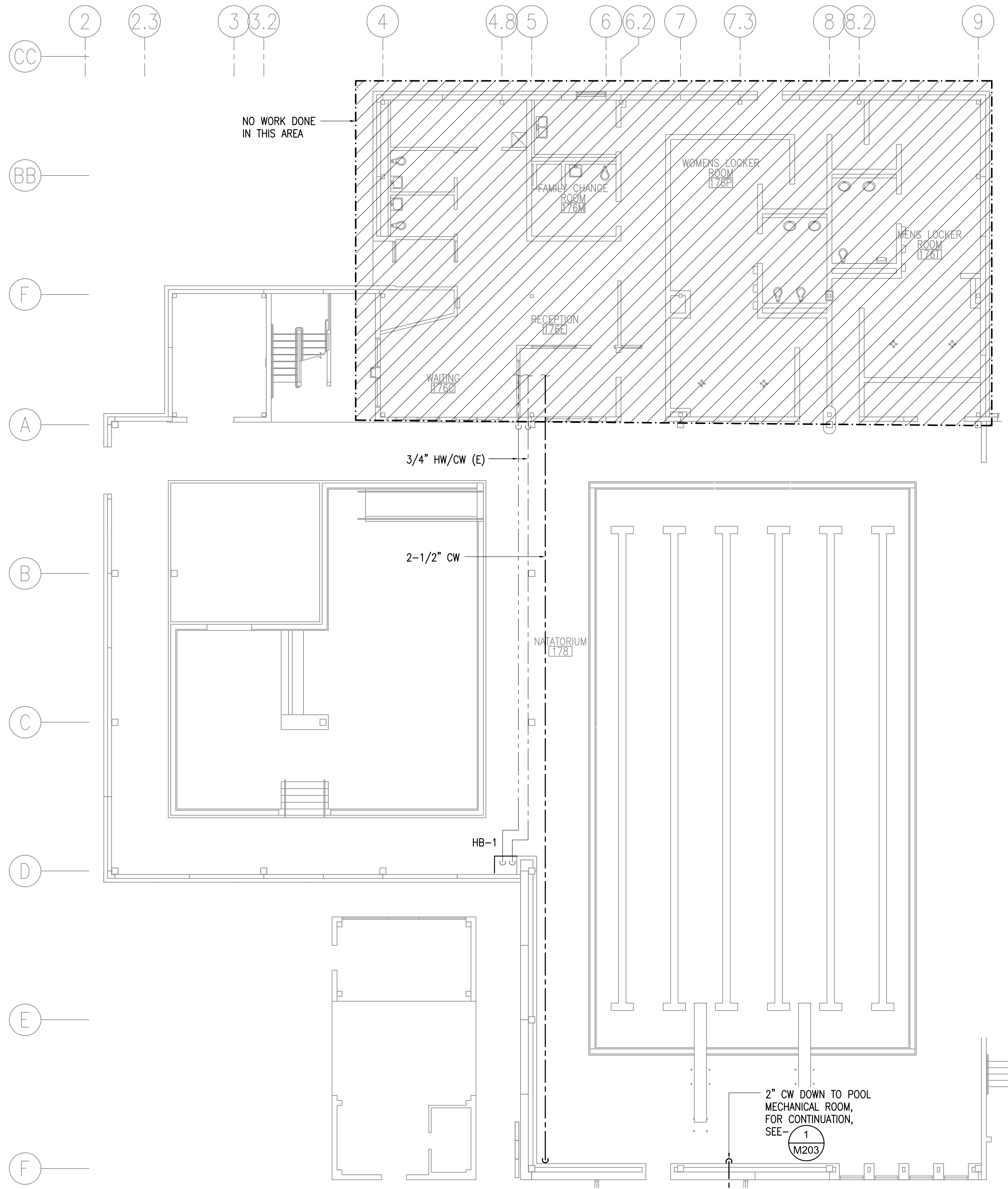
DRAWN BY: CAA
CHECKED BY: AWW
DATE: 12/01/2020
JOB NUMBER: L9163
DWG FILE: MSERIES

DRAWING TITLE:
WATER RISER DEMOLITION
DIAGRAM AND BOILER
ROOM DOMESTIC WATER
DEMOLITION SCHEMATIC

SHEET:


M113

0"
1"
2"
3"



GENERAL NOTES:

A. PIPE ROUTING SHOWN IS DIAGRAMMATIC. CONTRACTOR TO FIELD VERIFY NEW PIPE ROUTING.



RISA
Engineering, Inc.
MECHANICAL AND ELECTRICAL CONSULTING ENGINEERS
670 West Fireweed Lane, Suite 200
Pacheco, CA 94601
Phone: (916) 727-8452
Corporate No.: AEC0542

DOMESTIC WATER PIPING REPLACEMENT

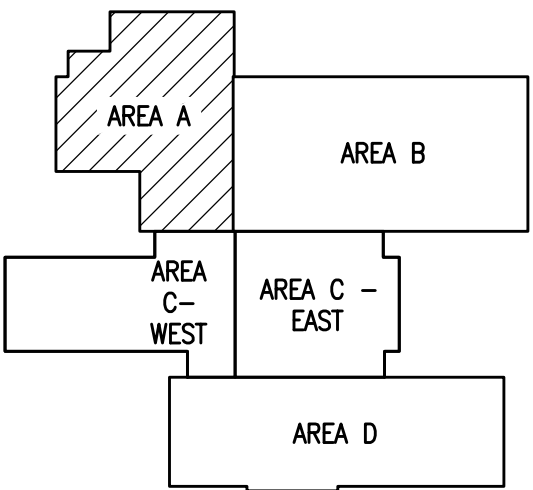
VALDEZ HIGH SCHOOL
319 ROBE RIVER DRIVE
VALDEZ, ALASKA

REVISIONS:

DRAWN BY: CAA
CHECKED BY: BPP
DATE: 12/01/2020
JOB NUMBER: L9163
DWG FILE: L9163_MSERIES


DRAWING TITLE:
FIRST FLOOR PLUMBING
REMODEL PLAN -
AREA 'A'

SHEET:
M201



KEYPLAN
NO SCALE





RISA
Engineering, Inc.
MECHANICAL AND ELECTRICAL CONSULTING ENGINEERS
670 West Fireweed Lane, Suite 200
Anchorage, Alaska 99503
Phone: 907.278.6522
Corporate No.: AEC0542

DOMESTIC WATER PIPING REPLACEMENT

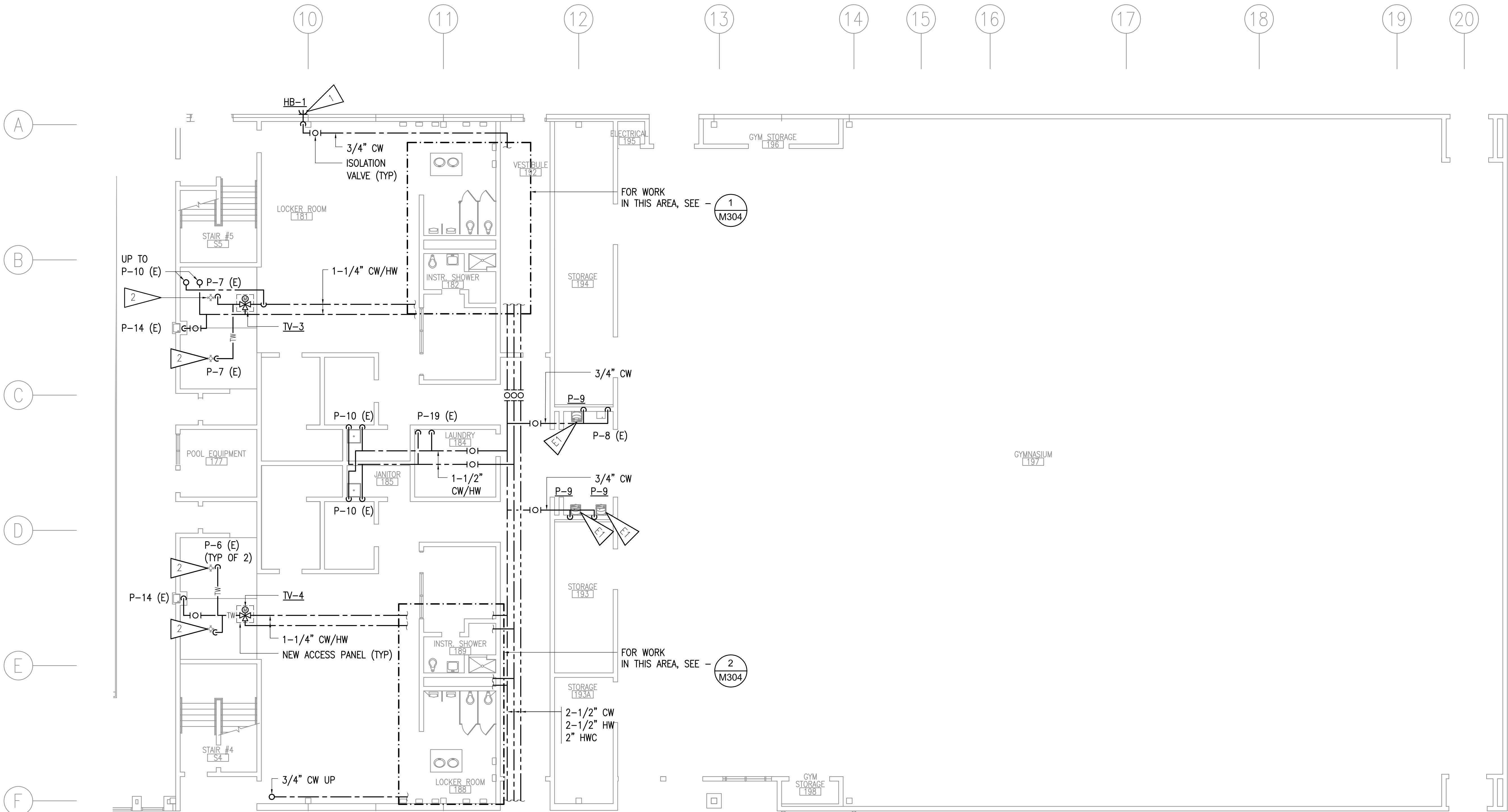
VALDEZ HIGH SCHOOL
319 ROBE RIVER DRIVE
VALDEZ, ALASKA

REVISIONS:

DRAWN BY: CAA
CHECKED BY: BPP
DATE: 12/01/2020
JOB NUMBER: L9163
DWG FILE: L9163_MSERIES

DRAWING TITLE:
FIRST FLOOR PLUMBING
REMODEL PLAN -
AREA 'B'

SHEET:
M202



1 FIRST FLOOR PLUMBING REMODEL PLAN - AREA 'B'
1/8"=1'-0"

GENERAL NOTES:

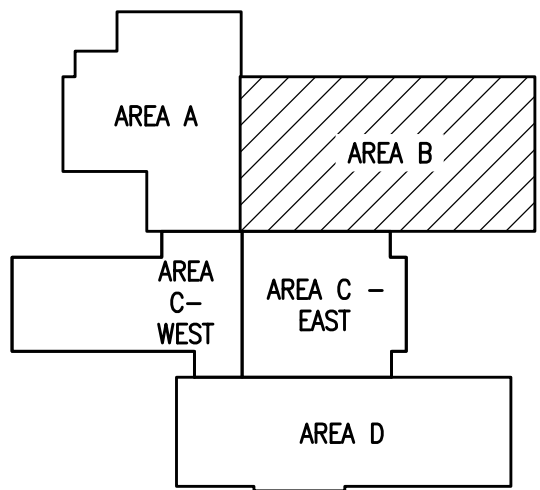
- A. PIPE ROUTING SHOWN IS DIAGRAMMATIC. CONTRACTOR TO FIELD VERIFY NEW PIPE ROUTING.
- B. NEW BRANCH PIPING TO BE INSTALLED WITH ISOLATION VALVES WITHIN 24" OF MAIN PIPING.
- C. REINSTALL EXISTING FIXTURES USING SALVAGED FIXTURE TRIM AND APPURTENANCES TO THE EXTENT POSSIBLE. CONTRACTOR TO REPLACE VALVES AND APPURTENANCES DAMAGED DURING DEMOLITION.
- D. PIPING ABOVE CEILING - IN ROOMS WITH SHEETROCK CEILINGS ACCESS PIPING THROUGH EXISTING LIGHT FIXTURES AND NEW OR EXISTING ACCESS PANELS TO THE EXTENT POSSIBLE.
- E. PIPING IN WALLS - UNLESS NOTED OTHERWISE, NEW PIPING TO BE ROUTED FROM ABOVE IN WALL TO FIXTURE BELOW.

SHEET NOTES:

- 1 EXISTING WALL BOX TO REMAIN. PROVIDE WITH NONFREEZE WALL HYDRANT IN EXISTING WALL BOX.
- 2 1" TW FROM TEMPERING VALVE DOWN TO COLUMN SHOWER. PROVIDE METAL JACKETING OVER INSULATION ON EXPOSED PIPING BELOW CEILING.

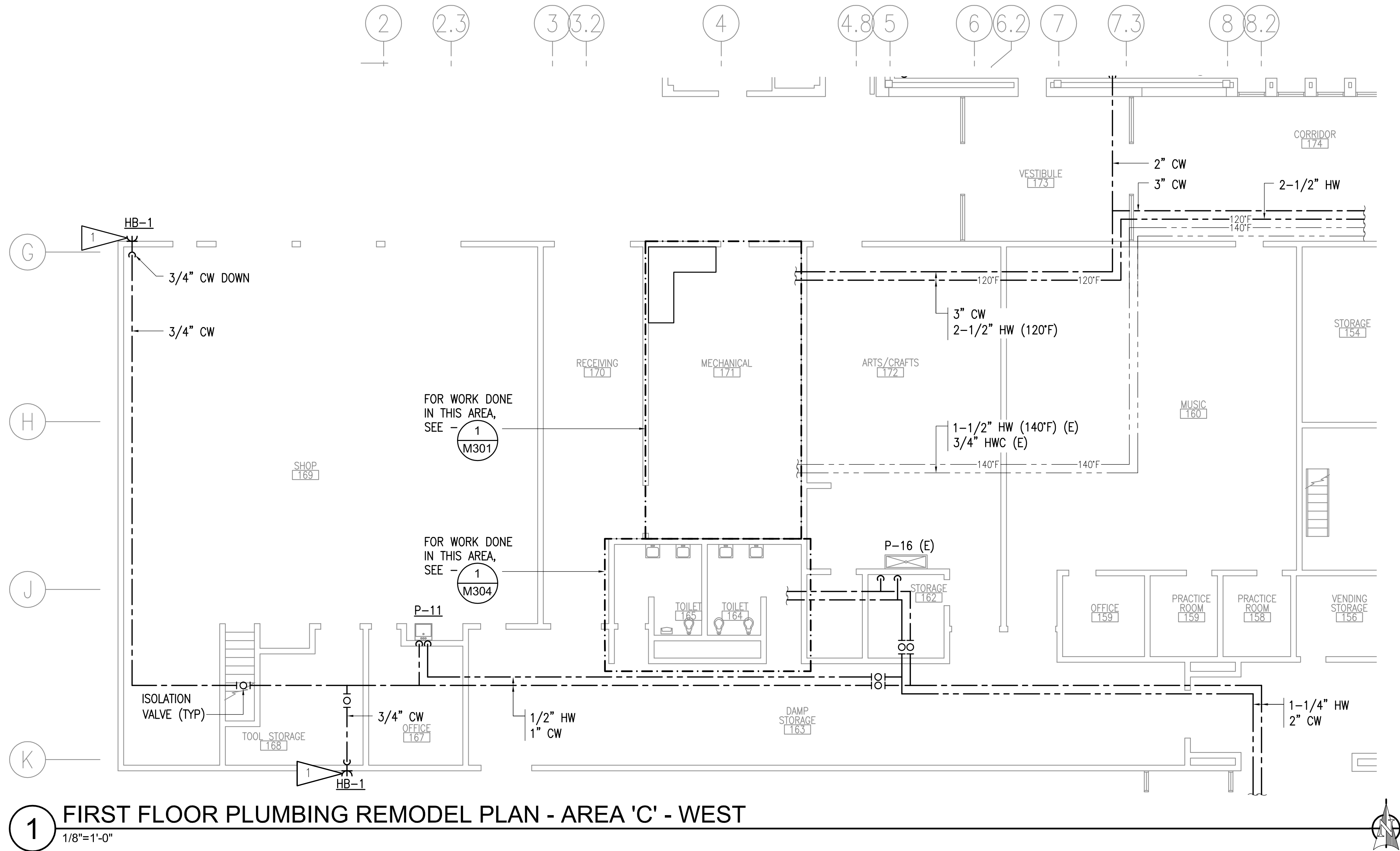
ELECTRICAL SHEET NOTES:

- E1 PROVIDE GFCI RECEPTACLE FOR BOTTLE FILLER DRINKING FOUNTAIN. PROVIDE 1/2" CONDUIT WITH 3#12 AWG COPPER TYPE XHHW CONDUCTORS AND ROUTE BACK TO THE NEAREST 120/208V PANEL WITH AVAILABLE SPACE. PROVIDE NEW 20A, 1-POLE CIRCUIT BREAKER LISTED FOR USE WITHIN EXISTING PANEL. UPDATE PANEL SCHEDULE TO REFLECT NEW BOTTLE FILLER DRINKING FOUNTAIN LOAD(S). A MAXIMUM OF (3) BOTTLE FILLERS MAY BE INSTALLED ON THE NEW CIRCUIT. FIELD VERIFY PANEL LOCATIONS AND MANUFACTURER MAKE AND MODEL PRIOR TO BEGINNING WORK.



KEYPLAN
NO SCALE

0'
1'
2'
3'



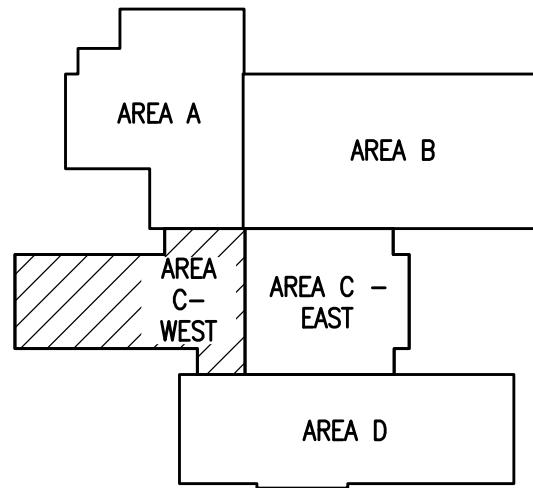
1 FIRST FLOOR PLUMBING REMODEL PLAN - AREA 'C' - WEST
1/8"=1'-0"

GENERAL NOTES:


- A. PIPE ROUTING SHOWN IS DIAGRAMMATIC. CONTRACTOR TO FIELD VERIFY NEW PIPE ROUTING.
- B. NEW BRANCH PIPING TO BE INSTALLED WITH ISOLATION VALVES WITHIN 24" OF MAIN PIPING.
- C. REINSTALL EXISTING FIXTURES USING SALVAGED FIXTURE TRIM AND APPURTENANCES TO THE EXTENT POSSIBLE. CONTRACTOR TO REPLACE VALVES AND APPURTENANCES DAMAGED DURING DEMOLITION.
- D. PIPING ABOVE CEILING - IN ROOMS WITH SHEETROCK CEILINGS ACCESS PIPING THROUGH EXISTING LIGHT FIXTURES AND NEW OR EXISTING ACCESS PANELS TO THE EXTENT POSSIBLE.
- E. PIPING IN WALLS - UNLESS NOTED OTHERWISE, NEW PIPING TO BE ROUTED FROM ABOVE IN WALL TO FIXTURE BELOW.

SHEET NOTES:

- 1 EXISTING WALL BOX TO REMAIN. PROVIDE WITH NONFREEZE WALL HYDRANT IN EXISTING WALL BOX.



KEYPLAN
NO SCALE



RISA Engineering, Inc.
MECHANICAL AND ELECTRICAL CONSULTING ENGINEERS
670 West Friedland Lane, Suite 200
Pacheco, CA 94643
Phone: (925) 727-8452
Corporate No.: AEC0542

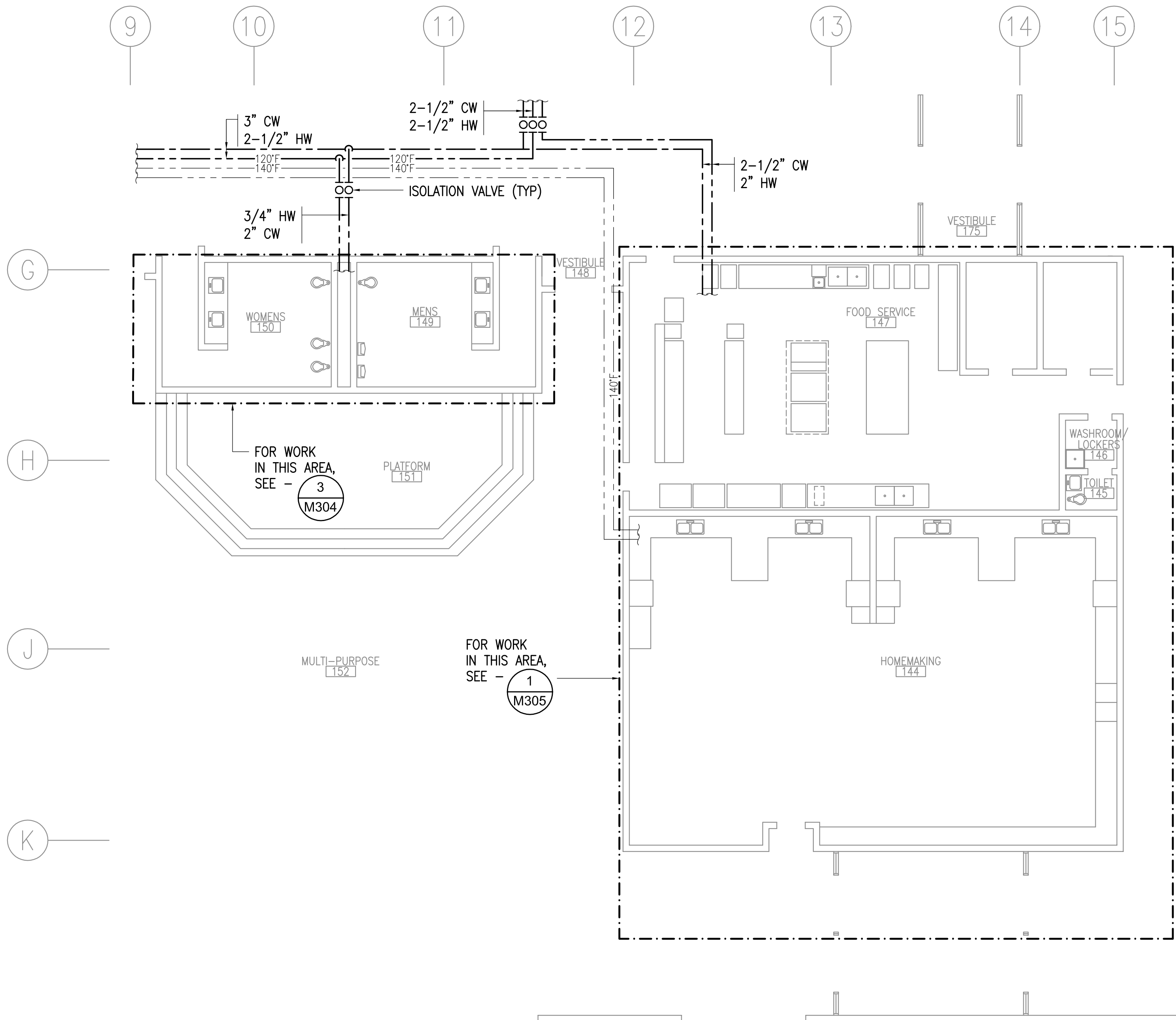
DOMESTIC WATER PIPING REPLACEMENT
VALDEZ HIGH SCHOOL
319 ROBE RIVER DRIVE
VALDEZ, ALASKA

REVISIONS:

DRAWN BY:	CAA
CHECKED BY:	BPP
DATE:	12/01/2020
JOB NUMBER:	L9163
DWG FILE:	L9163_MSERIES

DRAWING TITLE:
FIRST FLOOR PLUMBING REMODEL PLAN - AREA 'C' - WEST

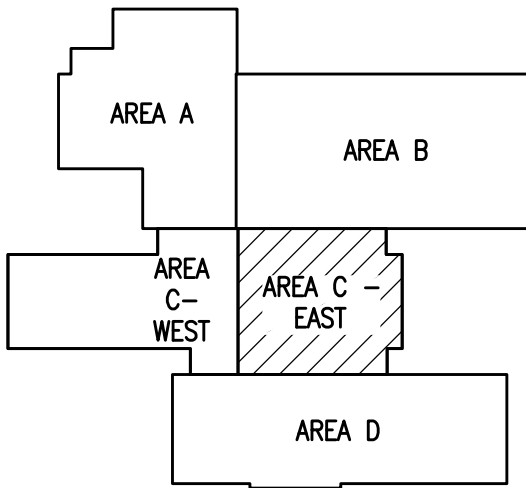
SHEET:
M203





1 FIRST FLOOR PLUMBING REMODEL PLAN - AREA 'C' - EAST
1/8"=1'-0"

GENERAL NOTES:

- A. PIPE ROUTING SHOWN IS DIAGRAMMATIC. CONTRACTOR TO FIELD VERIFY NEW PIPE ROUTING.
- B. NEW BRANCH PIPING TO BE INSTALLED WITH ISOLATION VALVES WITHIN 24" OF MAIN PIPING.
- C. REINSTALL EXISTING FIXTURES USING SALVAGED FIXTURE TRIM AND APPURTENANCES TO THE EXTENT POSSIBLE. CONTRACTOR TO REPLACE VALVES AND APPURTENANCES DAMAGED DURING DEMOLITION.
- D. PIPING ABOVE CEILING - IN ROOMS WITH SHEETROCK CEILINGS ACCESS PIPING THROUGH EXISTING LIGHT FIXTURES AND NEW OR EXISTING ACCESS PANELS TO THE EXTENT POSSIBLE.
- E. PIPING IN WALLS - UNLESS NOTED OTHERWISE, NEW PIPING TO BE ROUTED FROM ABOVE IN WALL TO FIXTURE BELOW.



KEYPLAN
NO SCALE



RISA Engineering, Inc.
MECHANICAL AND ELECTRICAL CONSULTING ENGINEERS
670 West Fireweed Lane, Suite 200
Anchorage, Alaska 99503
Phone: 907.472.8452
Corporate No.: AEC0542

DOMESTIC WATER PIPING REPLACEMENT


VALDEZ HIGH SCHOOL
319 ROBE RIVER DRIVE
VALDEZ, ALASKA

REVISIONS:

DRAWN BY: CAA
CHECKED BY: BPP
DATE: 12/01/2020
JOB NUMBER: L9163
DWG FILE: L9163_MSERIES

DRAWING TITLE:
FIRST FLOOR PLUMBING
REMODEL PLAN -
AREA 'C' - EAST

SHEET:
M204



RISA
Engineering, Inc.
MECHANICAL AND ELECTRICAL CONSULTING ENGINEERS
670 West Friedewald Lane, Suite 200
Anchorage, Alaska 99503
Phone: 907.278.4552
Corporate No.: AEC0542

DOMESTIC WATER PIPING REPLACEMENT

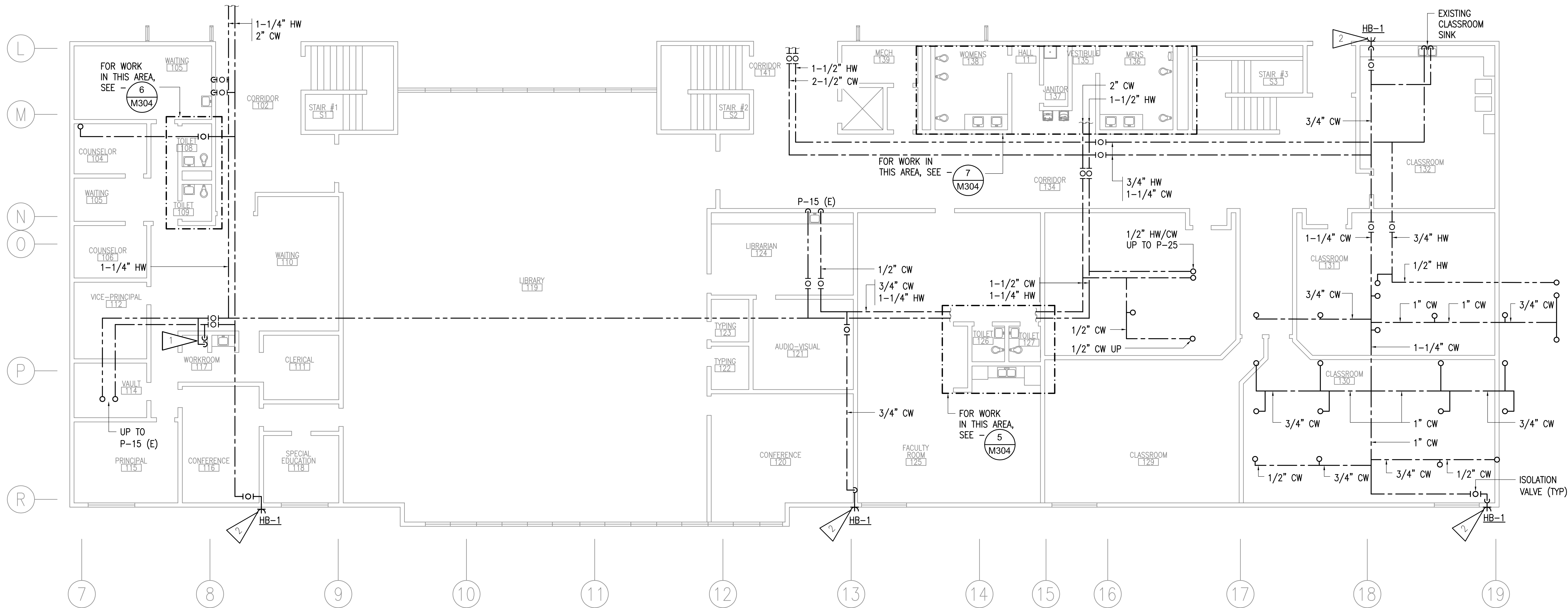
VALDEZ HIGH SCHOOL
319 ROBE RIVER DRIVE
VALDEZ, ALASKA

REVISIONS:

DRAWN BY: CAA
CHECKED BY: BPP
DATE: 12/01/2020
JOB NUMBER: L9163
DWG FILE: L9163_MSERIES

DRAWING TITLE:
FIRST FLOOR PLUMBING
REMODEL PLAN -
AREA 'D'

SHEET:
M205



1 FIRST FLOOR PLUMBING REMODEL PLAN - AREA 'D'

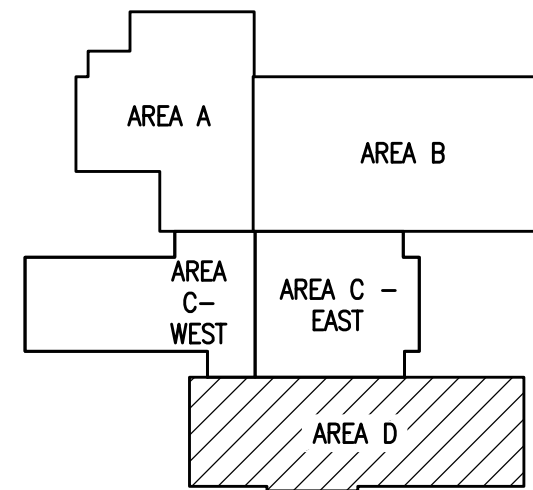
1/8"=1'-0"

GENERAL NOTES:

- PIPE ROUTING SHOWN IS DIAGRAMMATIC. CONTRACTOR TO FIELD VERIFY NEW PIPE ROUTING.
- NEW BRANCH PIPING TO BE INSTALLED WITH ISOLATION VALVES WITHIN 24" OF MAIN PIPING.
- REINSTALL EXISTING FIXTURES USING SALVAGED FIXTURE TRIM AND APPURTENANCES TO THE EXTENT POSSIBLE. CONTRACTOR TO REPLACE VALVES AND APPURTENANCES DAMAGED DURING DEMOLITION.
- PIPING ABOVE CEILING - IN ROOMS WITH SHEETROCK CEILINGS ACCESS PIPING THROUGH EXISTING LIGHT FIXTURES AND NEW OR EXISTING ACCESS PANELS TO THE EXTENT POSSIBLE.
- PIPING IN WALLS - UNLESS NOTED OTHERWISE, NEW PIPING TO BE ROUTED FROM ABOVE IN WALL TO FIXTURE BELOW.

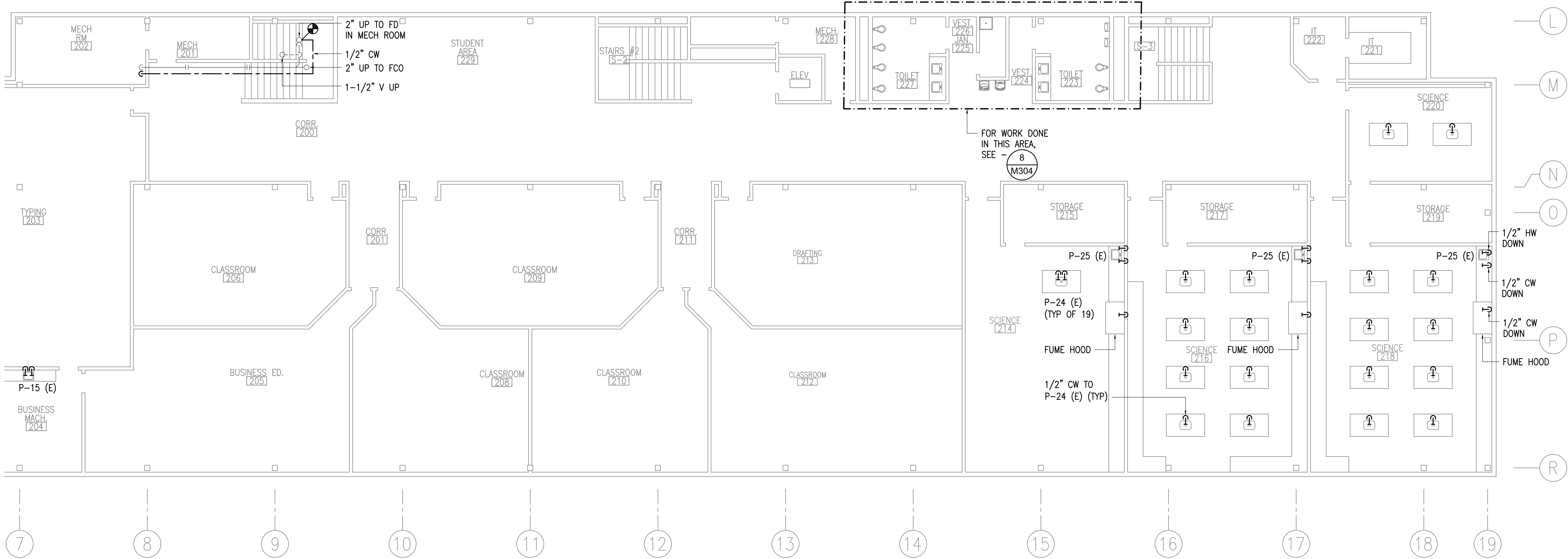
SHEET NOTES:

- ROUTE PIPING DOWN WALL WITH STAINLESS STEEL ENCLOSURE INTO EXISTING SINK BASE TO CABINET.
- EXISTING WALL BOX TO REMAIN. PROVIDE WITH NONFREEZE WALL HYDRANT IN EXISTING WALL BOX.



KEYPLAN
NO SCALE

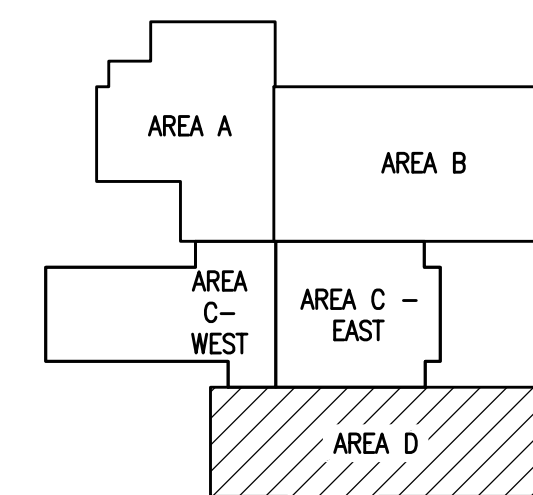






1 SECOND FLOOR PLUMBING REMODEL PLAN - AREA 'D'
1/8"=1'-0"

GENERAL NOTES:

- A. PIPE ROUTING SHOWN IS DIAGRAMMATIC. CONTRACTOR TO FIELD VERIFY NEW PIPE ROUTING.
- B. NEW BRANCH PIPING TO BE INSTALLED WITH ISOLATION VALVES WITHIN 24" OF MAIN PIPING.
- C. REINSTALL EXISTING FIXTURES USING SALVAGED FIXTURE TRIM AND APPURTENANCES TO THE EXTENT POSSIBLE. CONTRACTOR TO REPLACE VALVES AND APPURTENANCES DAMAGED DURING DEMOLITION.
- D. PIPING ABOVE CEILING – IN ROOMS WITH SHEETROCK CEILINGS ACCESS PIPING THROUGH EXISTING LIGHT FIXTURES AND NEW OR EXISTING ACCESS PANELS TO THE EXTENT POSSIBLE.
- E. PIPING IN WALLS – UNLESS NOTED OTHERWISE, NEW PIPING TO BE ROUTED FROM ABOVE IN WALL TO FIXTURE BELOW. ALL ACCESSIBLE NEW PIPING SHALL BE SUPPORTED PER UPC.



KEYPLAN
NO SCALE



RISA Engineering, Inc.
MECHANICAL AND ELECTRICAL CONSULTING ENGINEERS
670 West Fireweed Lane, Suite 200
Valdez, Alaska 99686
Phone: 907.278.4552
Corporate No.: AECG542

DOMESTIC WATER PIPING REPLACEMENT
VALDEZ HIGH SCHOOL
319 ROBE RIVER DRIVE
VALDEZ, ALASKA

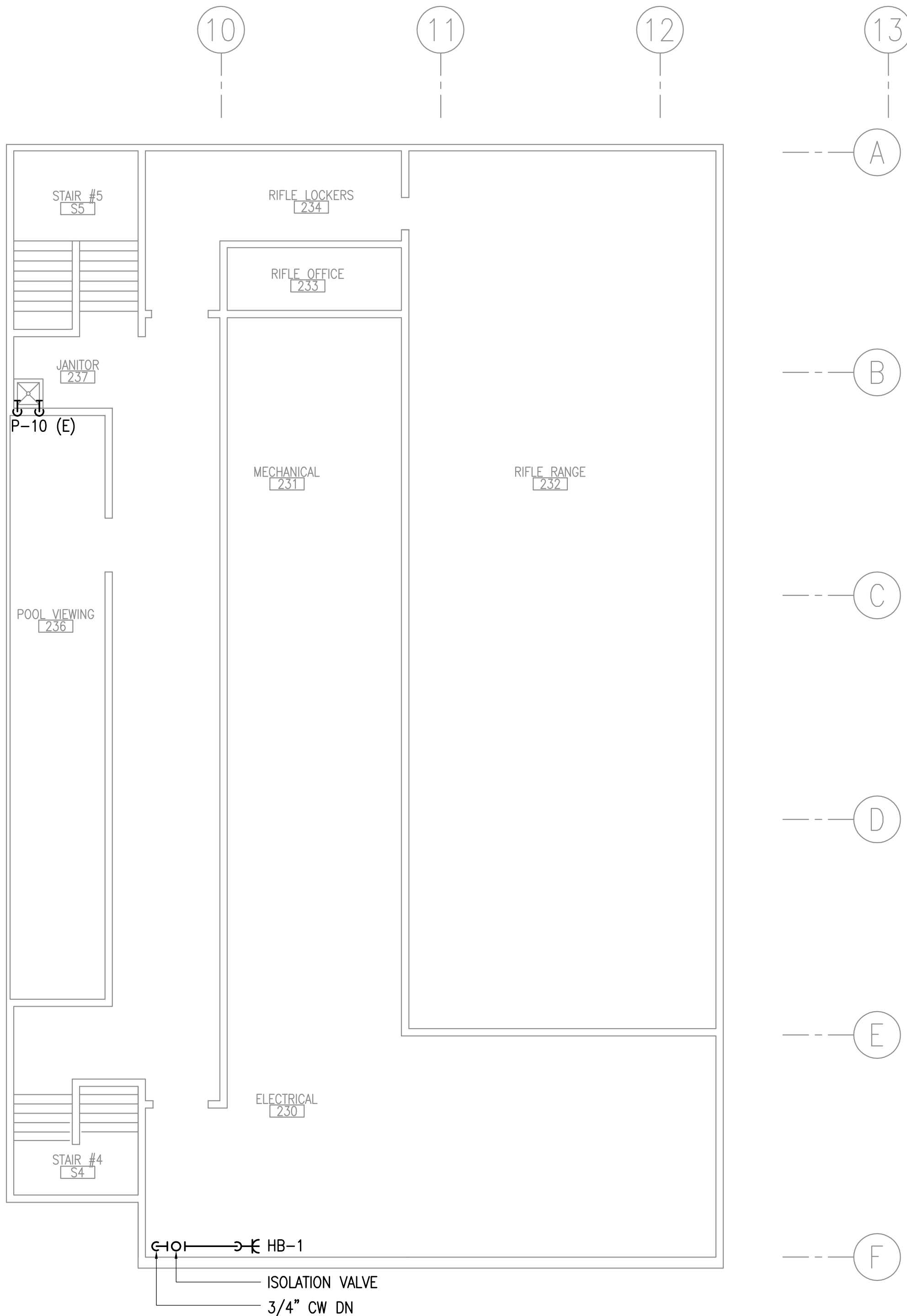
REVISIONS:

DRAWN BY:	CAA
CHECKED BY:	BPP
DATE:	12/01/2020
JOB NUMBER:	L9163
DWG FILE:	L9163_MSERIES

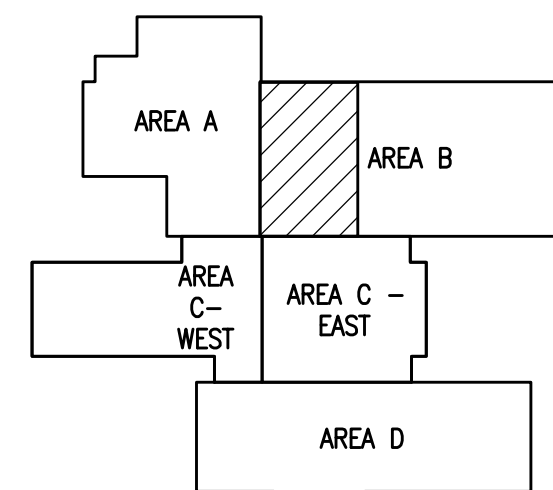
DRAWING TITLE:
**SECOND FLOOR PLUMBING
REMODEL PLAN -
AREA 'D'**

SHEET:
M206

0"
1"
2"
3"



1 SECOND FLOOR PLUMBING REMODEL PLAN - WEST
1/8"=1'-0"




KEYPLAN
NO SCALE



GENERAL NOTES:

- A. PIPE ROUTING SHOWN IS DIAGRAMMATIC. CONTRACTOR TO FIELD VERIFY NEW PIPE ROUTING.
- B. NEW BRANCH PIPING TO BE INSTALLED WITH ISOLATION VALVES WITHIN 24" OF MAIN PIPING.
- C. REINSTALL EXISTING FIXTURES USING SALVAGED FIXTURE TRIM AND APPURTENANCES TO THE EXTENT POSSIBLE. CONTRACTOR TO REPLACE VALVES AND APPURTENANCES DAMAGED DURING DEMOLITION.
- D. PIPING ABOVE CEILING - IN ROOMS WITH SHEETROCK CEILINGS ACCESS PIPING THROUGH EXISTING LIGHT FIXTURES AND NEW OR EXISTING ACCESS PANELS TO THE EXTENT POSSIBLE.
- E. PIPING IN WALLS - UNLESS NOTED OTHERWISE, NEW PIPING TO BE ROUTED FROM ABOVE IN WALL TO FIXTURE BELOW.



R S A
Engineering, Inc.
MECHANICAL AND ELECTRICAL CONSULTING ENGINEERS
670 West Fireweed Lane, Suite 200
Anchorage, Alaska 99503
Phone: 907.278.6552
Corporate No.: AEC0542

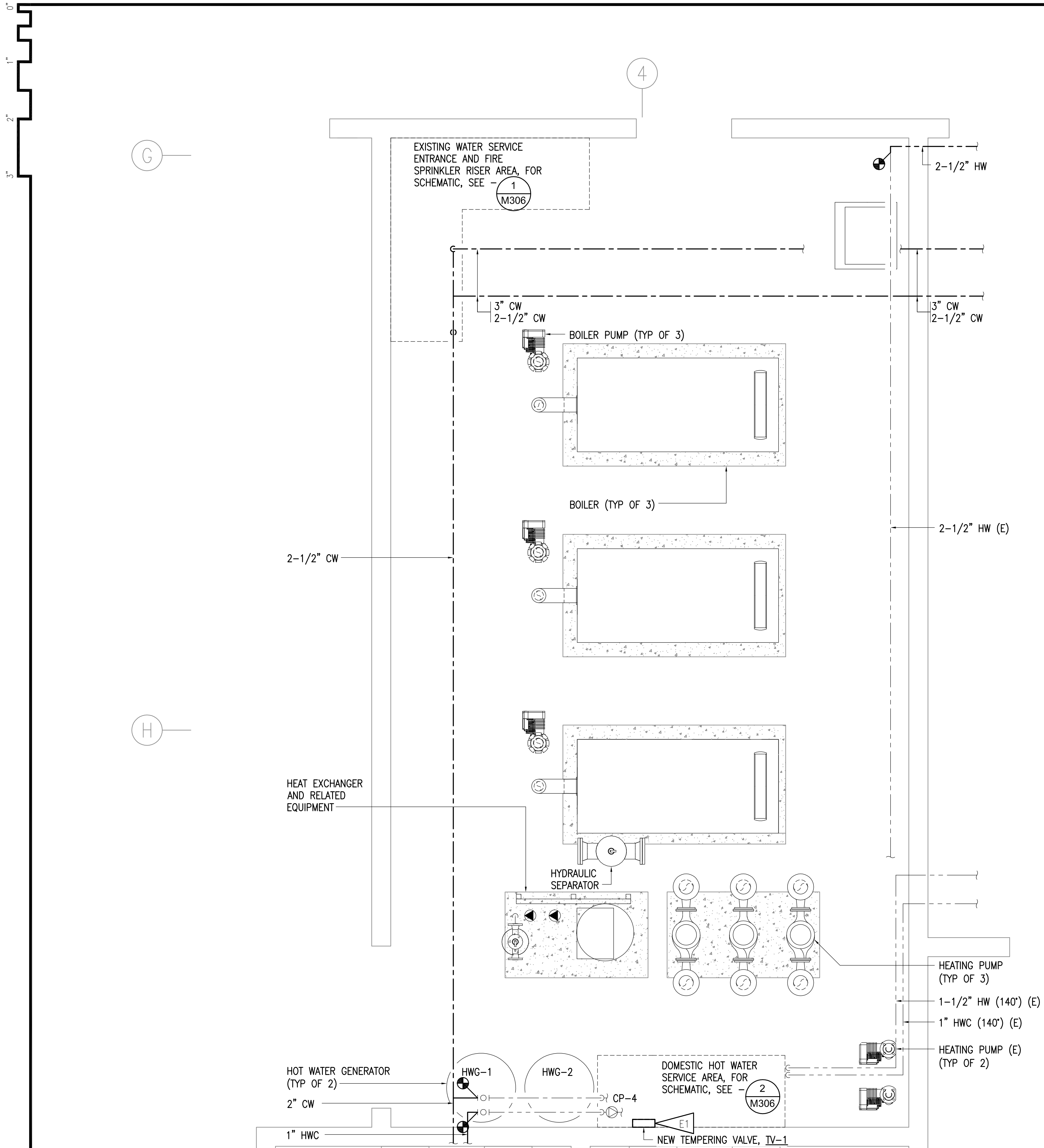
DOMESTIC WATER PIPING REPLACEMENT
VALDEZ HIGH SCHOOL
319 ROBE RIVER DRIVE
VALDEZ, ALASKA

REVISIONS:

DRAWN BY: CAA
CHECKED BY: BPP
DATE: 12/01/2020
JOB NUMBER: L9163
DWG FILE: L9163_MSERIES

DRAWING TITLE:
SECOND FLOOR PLUMBING
REMODEL PLAN -
WEST

SHEET:
M207



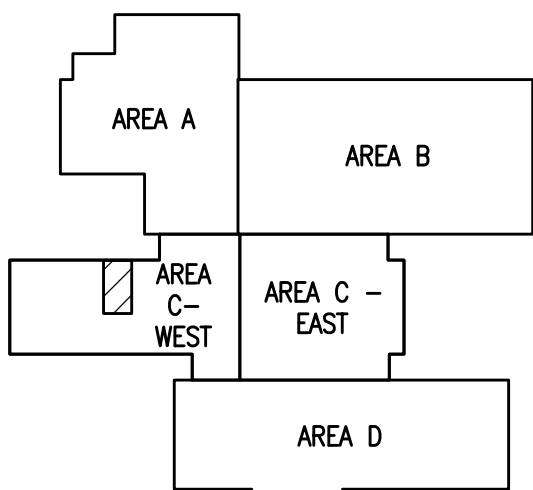
1 ENLARGED BOILER ROOM DOMESTIC WATER PIPING REMODEL PLAN
1/2"=1'-0"

GENERAL NOTES:


A. PIPE ROUTING SHOWN IS DIAGRAMMATIC. CONTRACTOR TO FIELD VERIFY NEW PIPE ROUTING.

ELECTRICAL SHEET NOTE:

E1 PROVIDE 1/2" CONDUIT WITH 3#12 AWG COPPER TYPE XHHW CONDUCTORS AND CONNECT THE NEAREST AVAILABLE CONTROL PANEL CIRCUIT. PROVIDE JUNCTION BOXES AS REQUIRED FOR A COMPLETE SYSTEM. UPDATE PANEL SCHEDULE TO REFLECT NEW TEMPERING VALVE LOAD(S).



KEYPLAN
NO SCALE



RISA
Engineering, Inc.
MECHANICAL AND ELECTRICAL CONSULTING ENGINEERS
670 West Fireweed Lane, Suite 200
Anchorage, Alaska 99503
Phone: 907.278.6552
Corporate No.: AEC0542

DOMESTIC WATER PIPING REPLACEMENT

VALDEZ HIGH SCHOOL
319 ROBE RIVER DRIVE
VALDEZ, ALASKA

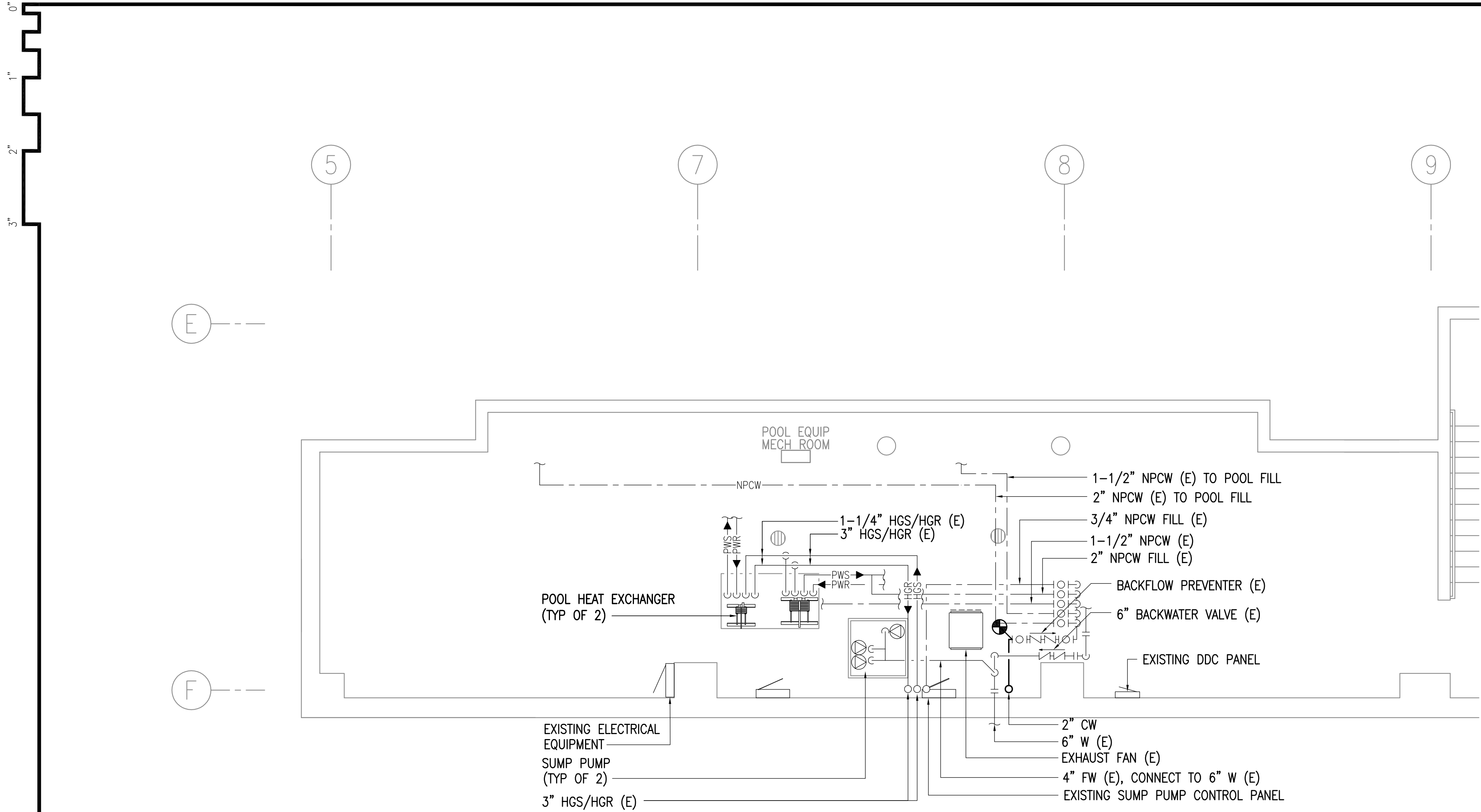
REVISIONS:

DRAWN BY: CAA
CHECKED BY: BPP
DATE: 12/01/2020
JOB NUMBER: L9163
DWG FILE: MSERIES

DRAWING TITLE:
ENLARGED BOILER ROOM
DOMESTIC WATER PIPING
REMODEL PLAN

SHEET:

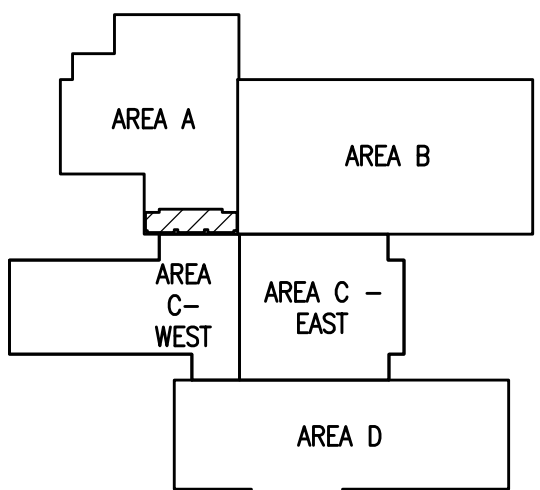
M301




1 POOL EQUIPMENT ROOM DOMESTIC WATER PIPING REMODEL PLAN
1/4"=1'-0"

GENERAL NOTES:

- A. PIPE ROUTING SHOWN IS DIAGRAMMATIC. CONTRACTOR TO FIELD VERIFY NEW PIPE ROUTING.



KEYPLAN
NO SCALE



RISA
Engineering, Inc.
MECHANICAL AND ELECTRICAL CONSULTING ENGINEERS
670 West Fireweed Lane, Suite 200
Valdez, Alaska 99686
Phone: 907.378.4523
Corporate No.: AEC0542

DOMESTIC WATER PIPING REPLACEMENT

VALDEZ HIGH SCHOOL
319 ROBE RIVER DRIVE
VALDEZ, ALASKA

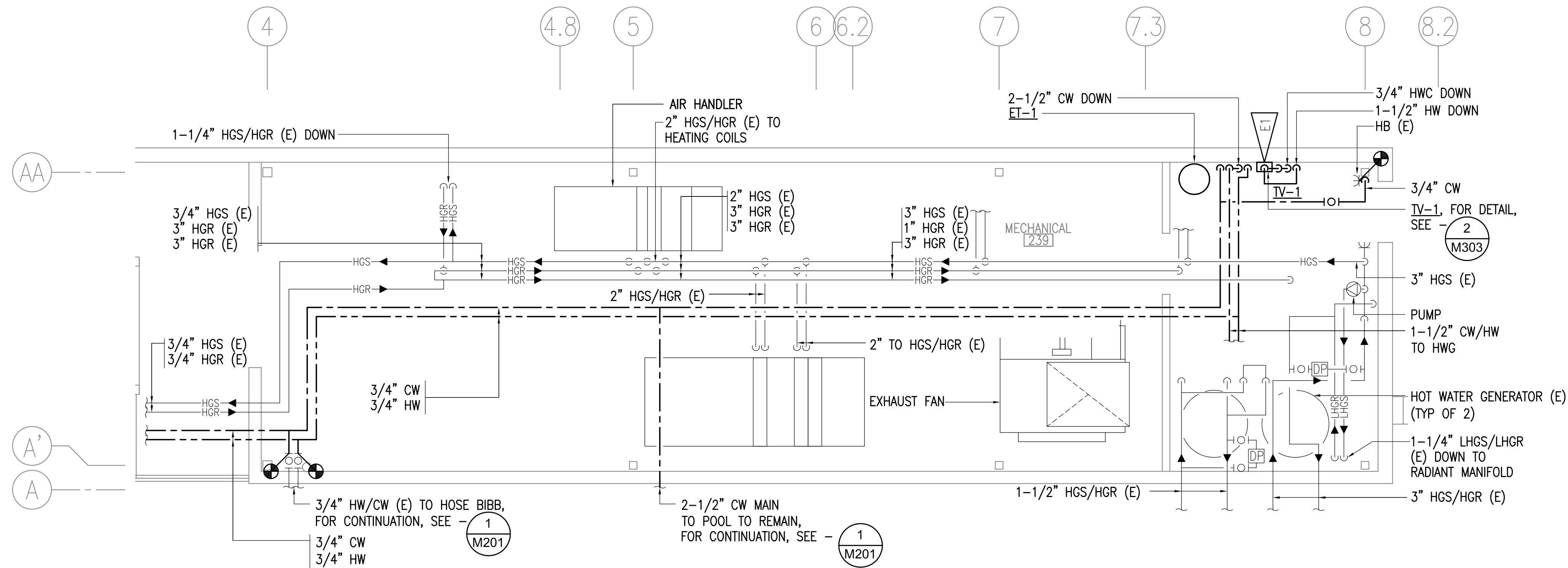
REVISIONS:

DRAWN BY: CAA
CHECKED BY: BPP
DATE: 12/01/2020
JOB NUMBER: L9163
DWG FILE: MSERIES

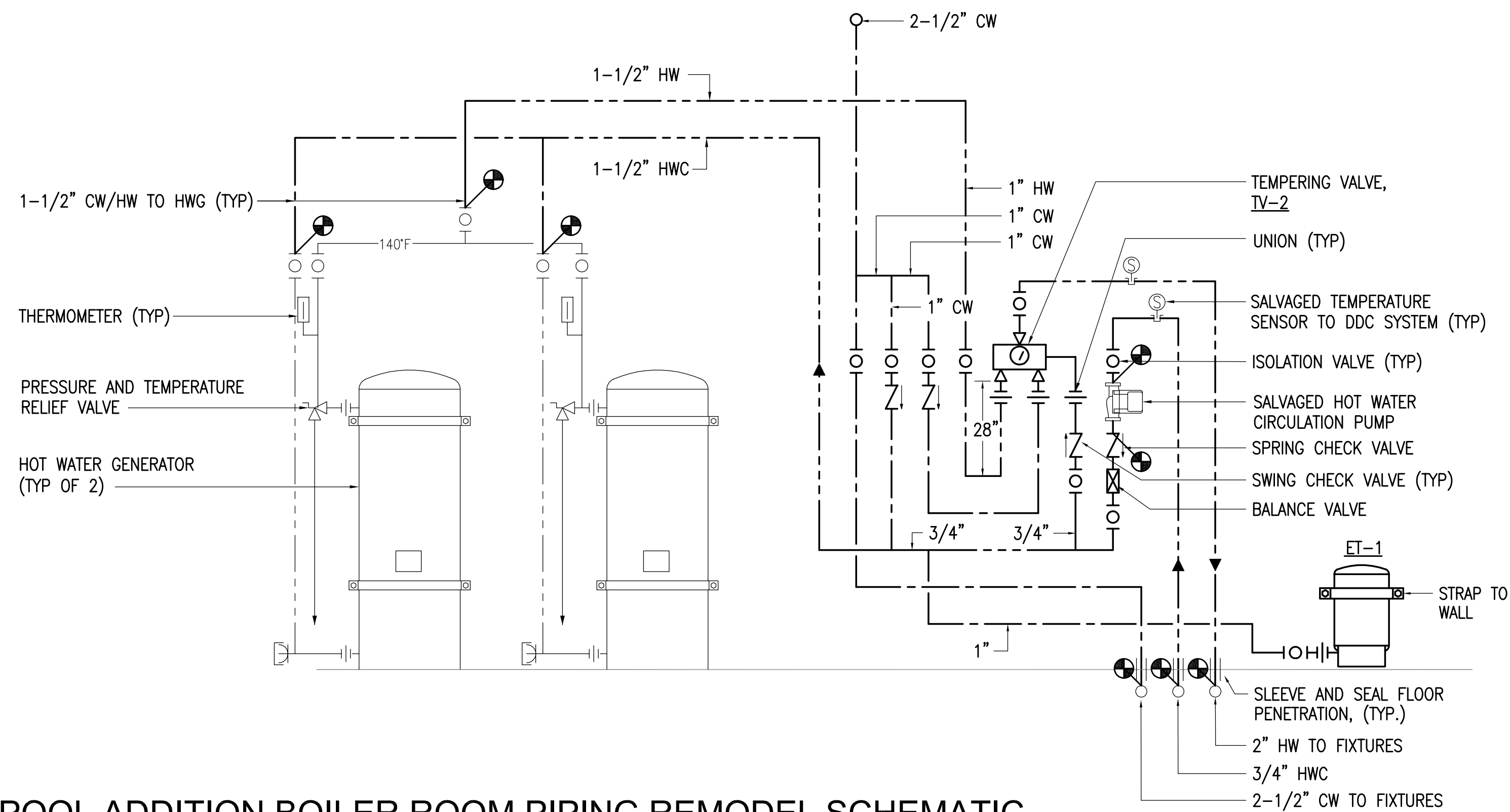
DRAWING TITLE:
POOL EQUIPMENT ROOM
DOMESTIC WATER PIPING
REMODEL PLAN

SHEET:
M302

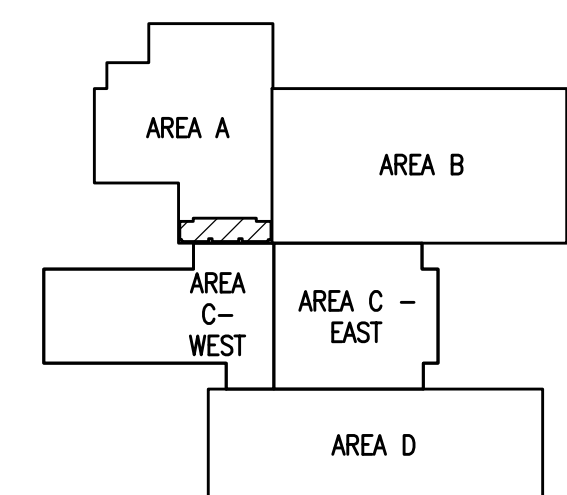
0'
1"
2"
3"



1 ENLARGED POOL ADDITION MECHANICAL ROOM PIPING REMODEL PLAN
1/4"=1'-0"



2 POOL ADDITION BOILER ROOM PIPING REMODEL SCHEMATIC
NO SCALE





KEYPLAN
NO SCALE

GENERAL NOTES:

A. PIPE ROUTING SHOWN IS DIAGRAMMATIC. CONTRACTOR TO FIELD VERIFY NEW PIPE ROUTING.

ELECTRICAL SHEET NOTE:

E1 PROVIDE 1/2" CONDUIT WITH 3#12 AWG COPPER TYPE XHHW CONDUCTORS AND CONNECT TO THE NEAREST AVAILABLE RECEPTACLE CIRCUIT. PROVIDE JUNCTION BOXES AS REQUIRED FOR A COMPLETE SYSTEM. UPDATE PANEL SCHEDULE TO REFLECT NEW TEMPERING VALVE LOAD(S).



RISA Engineering, Inc.
MECHANICAL AND ELECTRICAL CONSULTING ENGINEERS
670 West Fireweed Lane, Suite 200
Anchorage, Alaska 99503
Phone: 907.278.6522
Corporate No.: AEC0542

DOMESTIC WATER PIPING REPLACEMENT


VALDEZ HIGH SCHOOL
319 ROBE RIVER DRIVE
VALDEZ, ALASKA

REVISIONS:

DRAWN BY: CAA
CHECKED BY: BPP
DATE: 12/01/2020
JOB NUMBER: L9163
DWG FILE: MSERIES

DRAWING TITLE:
POOL MECHANICAL ROOM
PIPING REMODEL PLAN
AND SCHEMATIC

SHEET:
M303



RISA
Engineering, Inc.
MECHANICAL AND ELECTRICAL CONSULTING ENGINEERS
670 West Fireweed Lane, Suite 200
Valdez, Alaska 99686
Phone: 907.278.4523
Corporate No.: AEC0542

DOMESTIC WATER PIPING REPLACEMENT

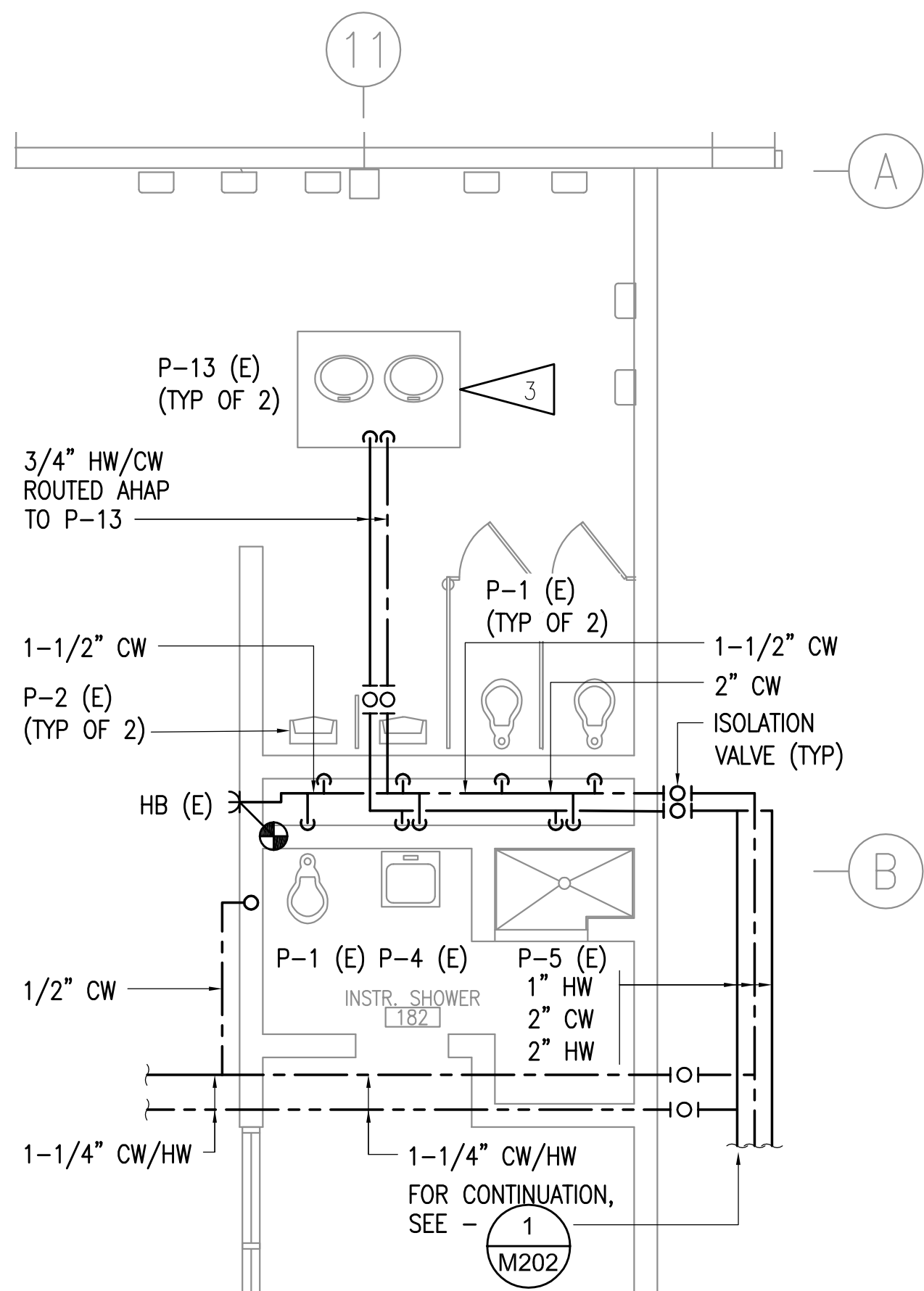
VALDEZ HIGH SCHOOL
319 ROBE RIVER DRIVE
VALDEZ, ALASKA

REVISIONS:

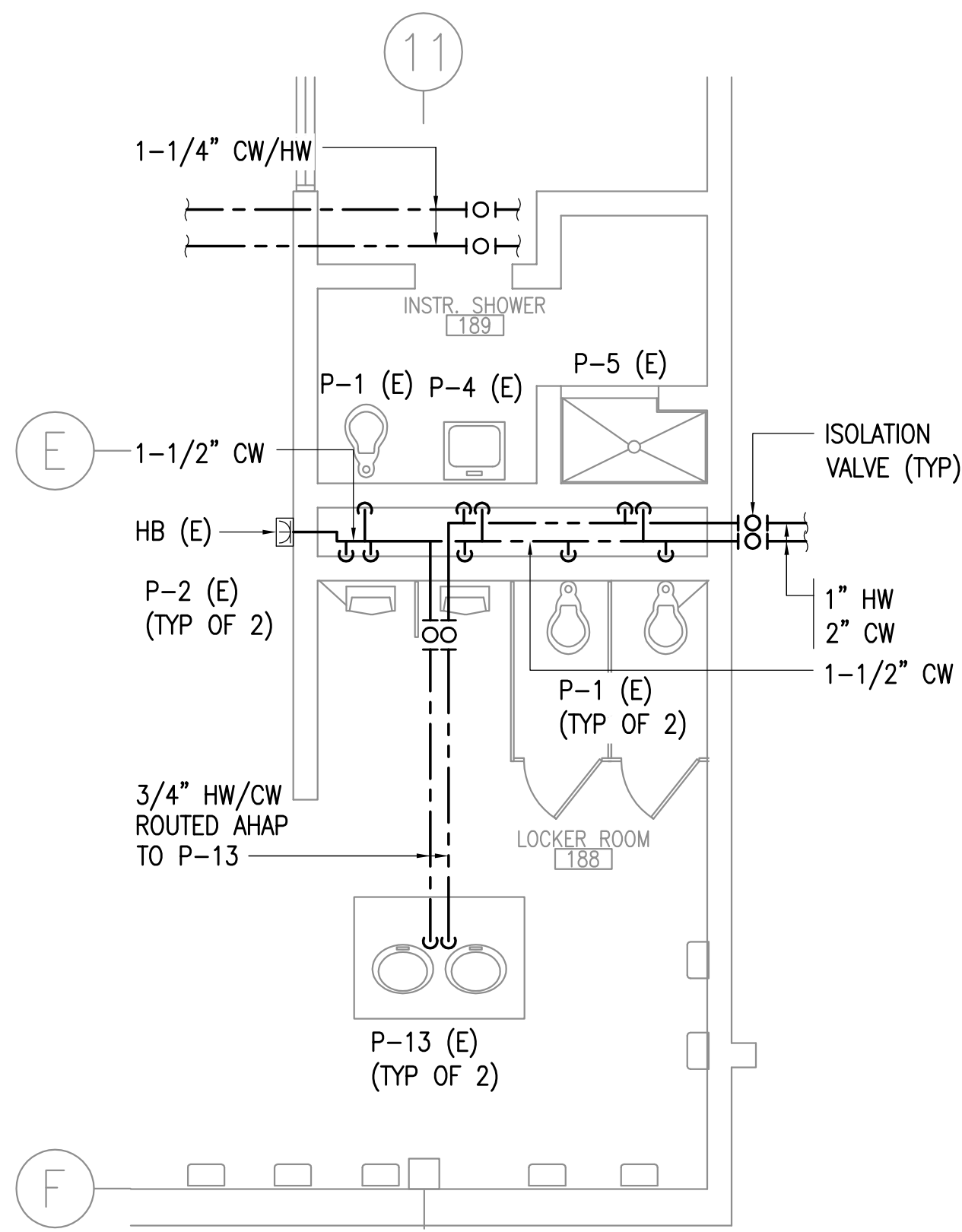
DRAWN BY:	CAA
CHECKED BY:	BPP
DATE:	12/01/2020
JOB NUMBER:	L9163
DWG FILE:	MSERIES

DRAWING TITLE:
ENLARGED PLANS -
REMODEL

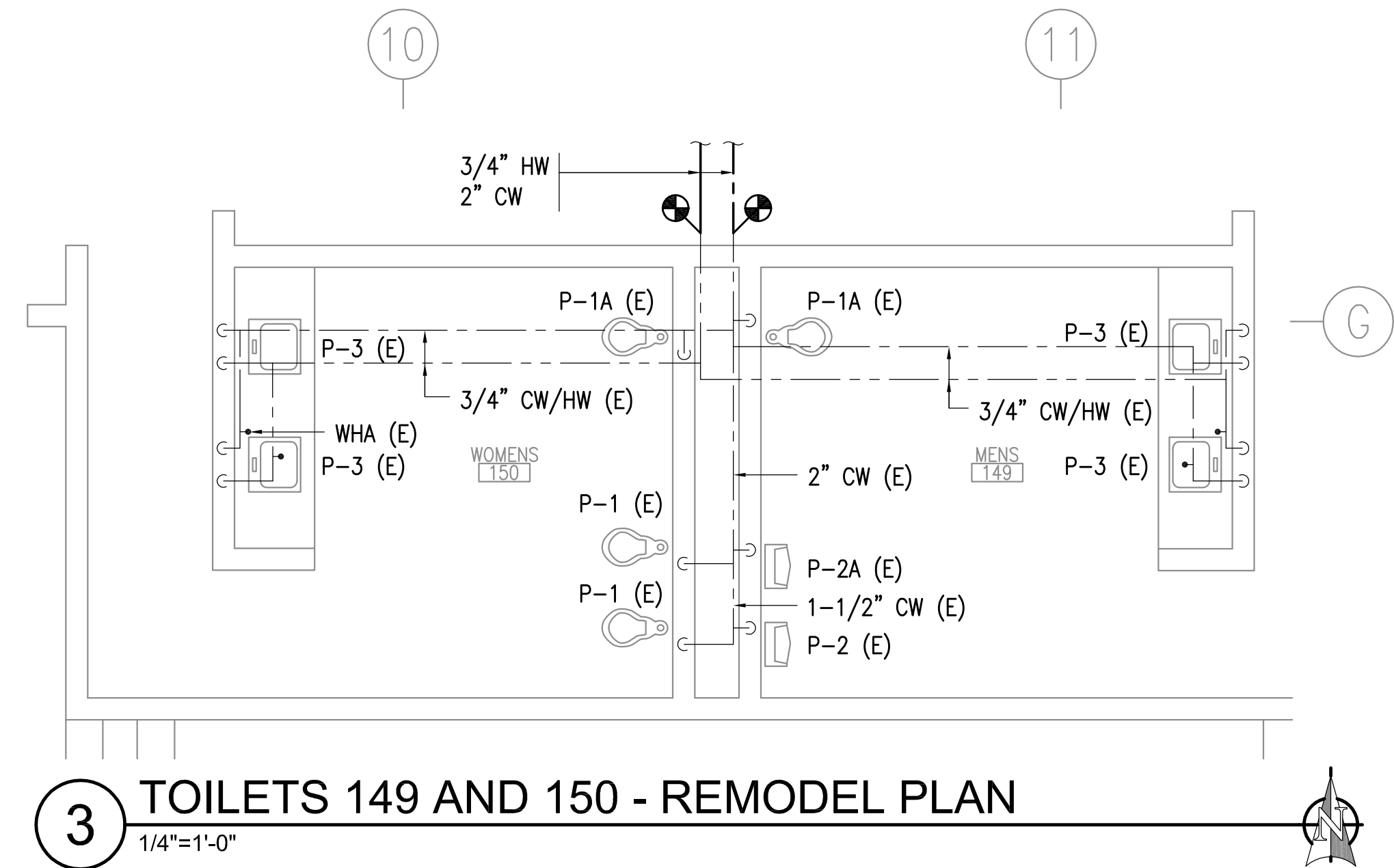
SHEET:
M304



1 GIRLS LOCKER ROOM TOILETS
1/4"=1'-0" REMODEL PLAN



2 BOYS LOCKER ROOM TOILETS
1/4"=1'-0" REMODEL PLAN



3 TOILETS 149 AND 150 - REMODEL PLAN
1/4"=1'-0"

GENERAL NOTES:

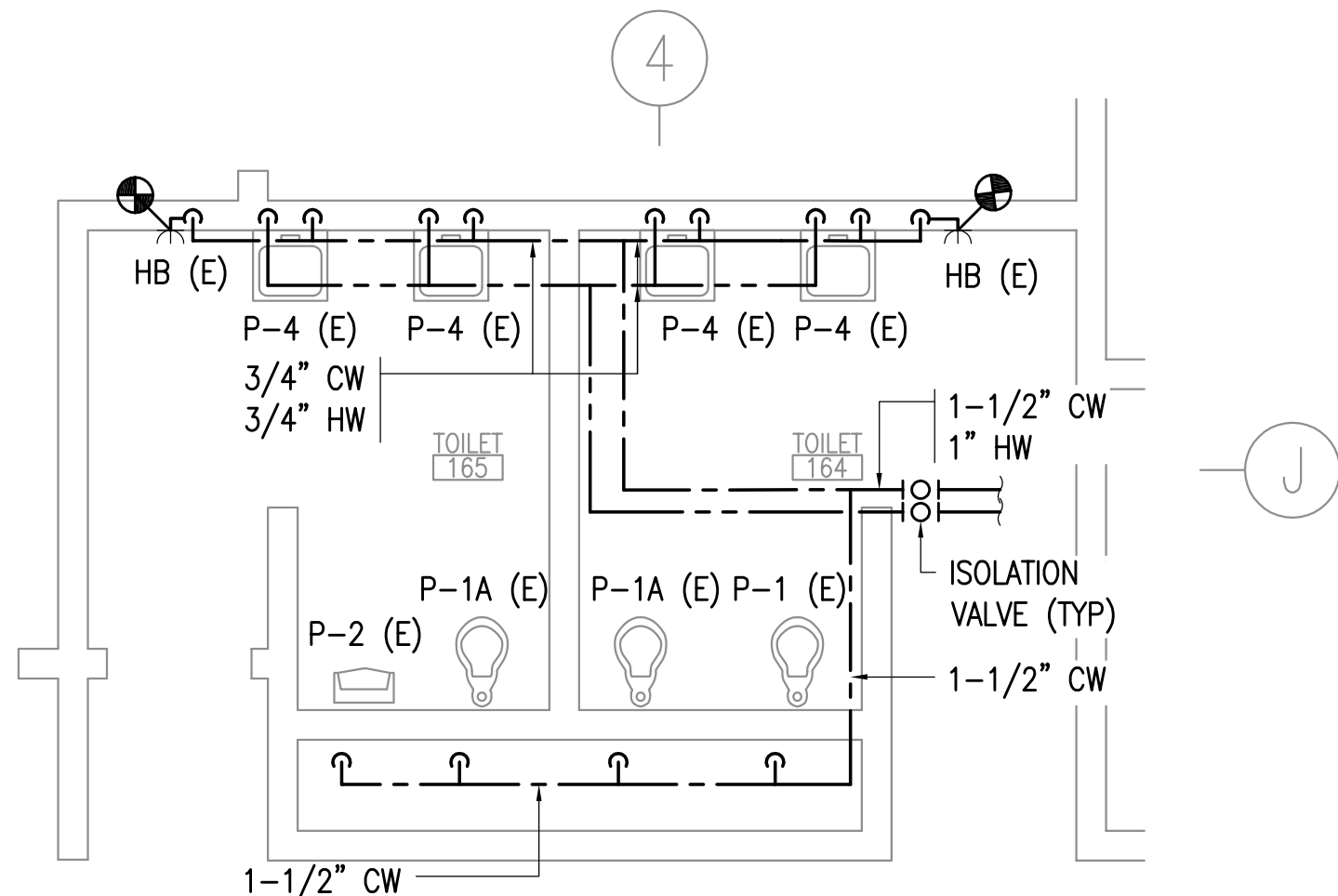
- PIPE ROUTING SHOWN IS DIAGRAMMATIC. CONTRACTOR TO FIELD VERIFY NEW PIPE ROUTING.
- NEW BRANCH PIPING TO BE INSTALLED WITH ISOLATION VALVES WITHIN 24" OF MAIN PIPING.
- REINSTALL EXISTING FIXTURES USING SALVAGED FIXTURE TRIM AND APPURTENANCES TO THE EXTENT POSSIBLE. CONTRACTOR TO REPLACE VALVES AND APPURTENANCES DAMAGED DURING DEMOLITION.
- PIPING ABOVE CEILING - IN ROOMS WITH SHEETROCK CEILINGS ACCESS PIPING THROUGH EXISTING LIGHT FIXTURES AND NEW OR EXISTING ACCESS PANELS TO THE EXTENT POSSIBLE.
- PIPING IN WALLS - UNLESS NOTED OTHERWISE, NEW PIPING TO BE ROUTED FROM ABOVE IN WALL TO FIXTURE BELOW.

SHEET NOTES:

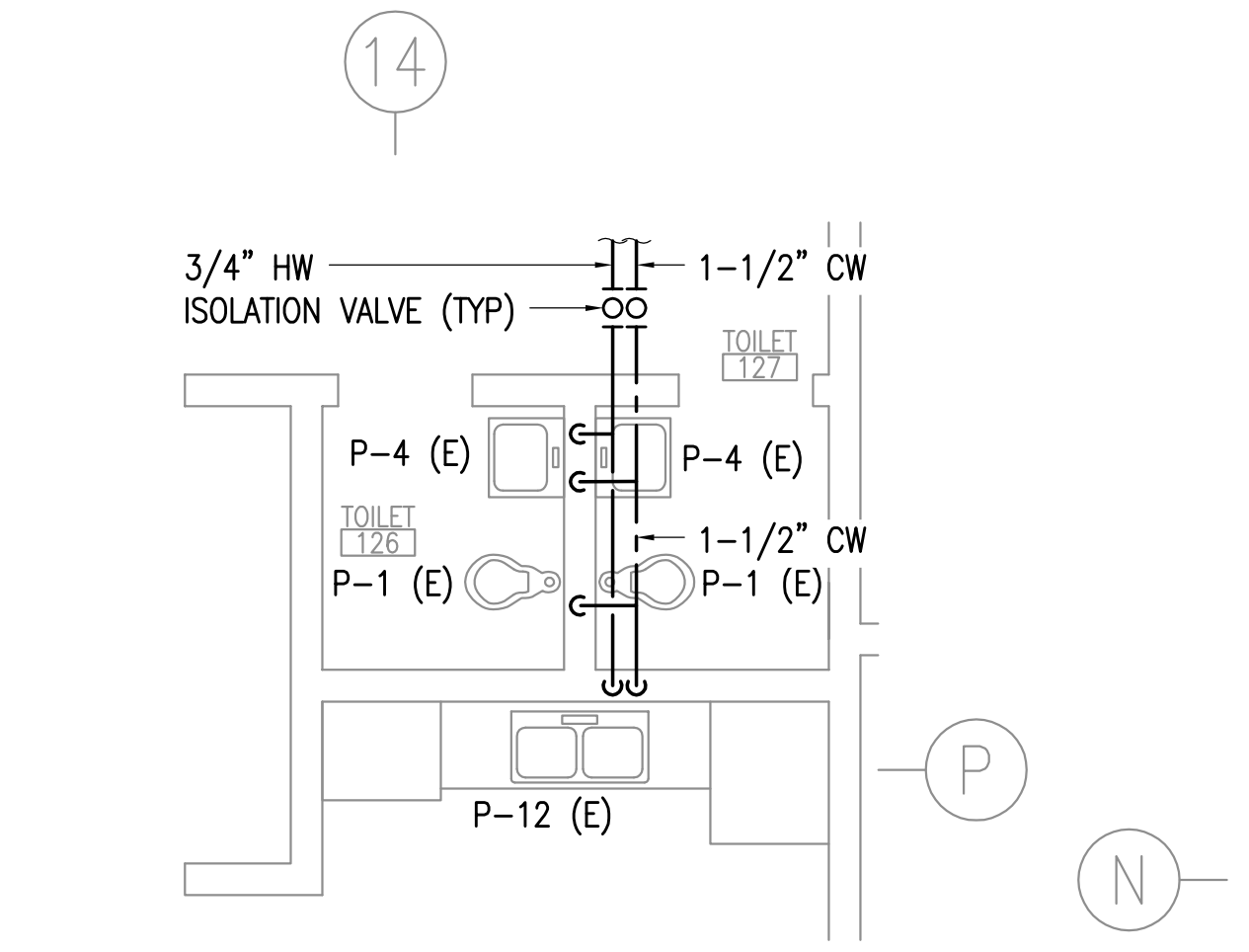
- PROVIDE NEW FAUCET, ZURN Z843M1 OR EQUAL.
- ROUTE PIPING EXPOSED.
- 3/4" CW/HW PIPING DOWN TO SINKS IN 3" SCHEDULE 40 STAINLESS STEEL PIPE CARRIER. BRACE PIPING TO CABINET AND TO STRUCTURE ABOVE CEILING.

ELECTRICAL SHEET NOTES:

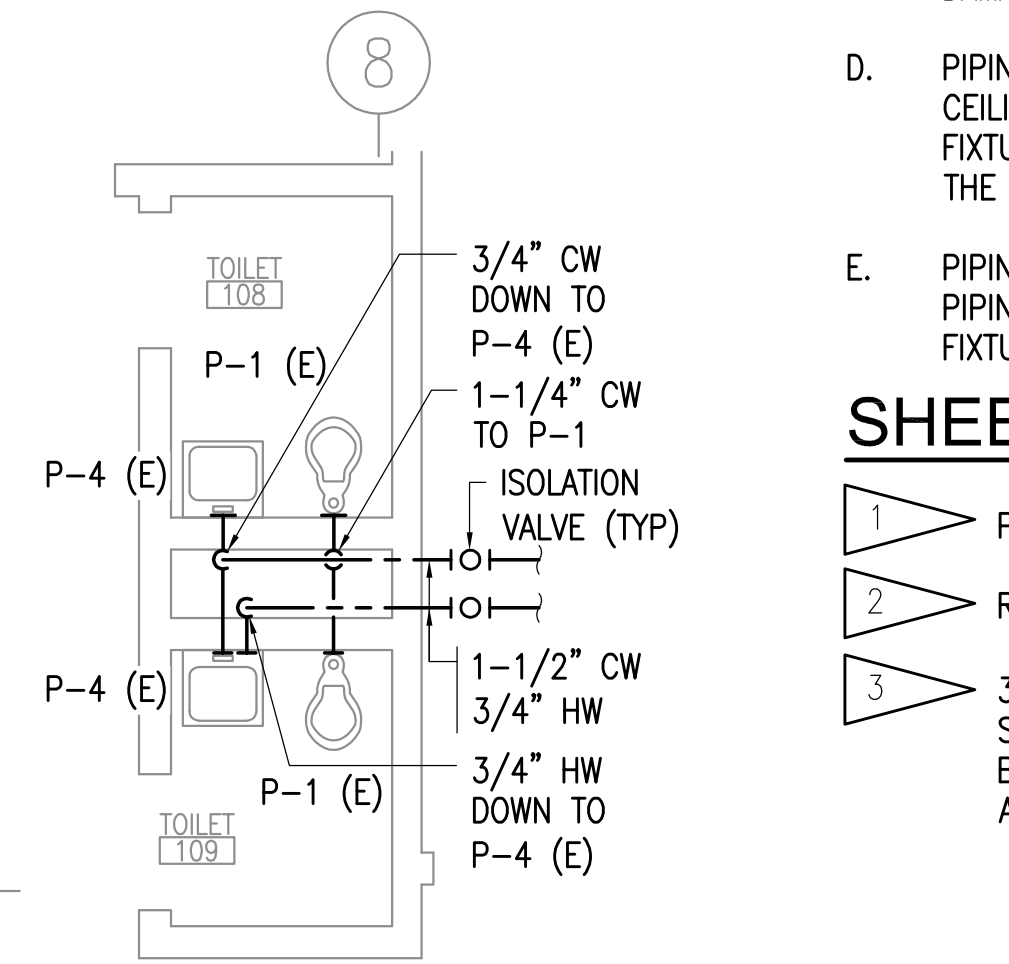
- PROVIDE GFCI RECEPTACLE FOR BOTTLE FILLER DRINKING FOUNTAIN. PROVIDE 1/2" CONDUIT WITH 3#12 AWG COPPER TYPE XHHW CONDUCTORS AND ROUTE BACK TO THE NEAREST 120/208V PANEL WITH AVAILABLE SPACE. PROVIDE NEW 20A, 1-POLE CIRCUIT BREAKER LISTED FOR USE WITHIN EXISTING PANEL. UPDATE PANEL SCHEDULE TO REFLECT NEW BOTTLE FILLER DRINKING FOUNTAIN LOAD(S). A MAXIMUM OF (3) BOTTLE FILLERS MAY BE INSTALLED ON THE NEW CIRCUIT. FIELD VERIFY PANEL LOCATIONS AND MANUFACTURER MAKE AND MODEL PRIOR TO BEGINNING WORK.



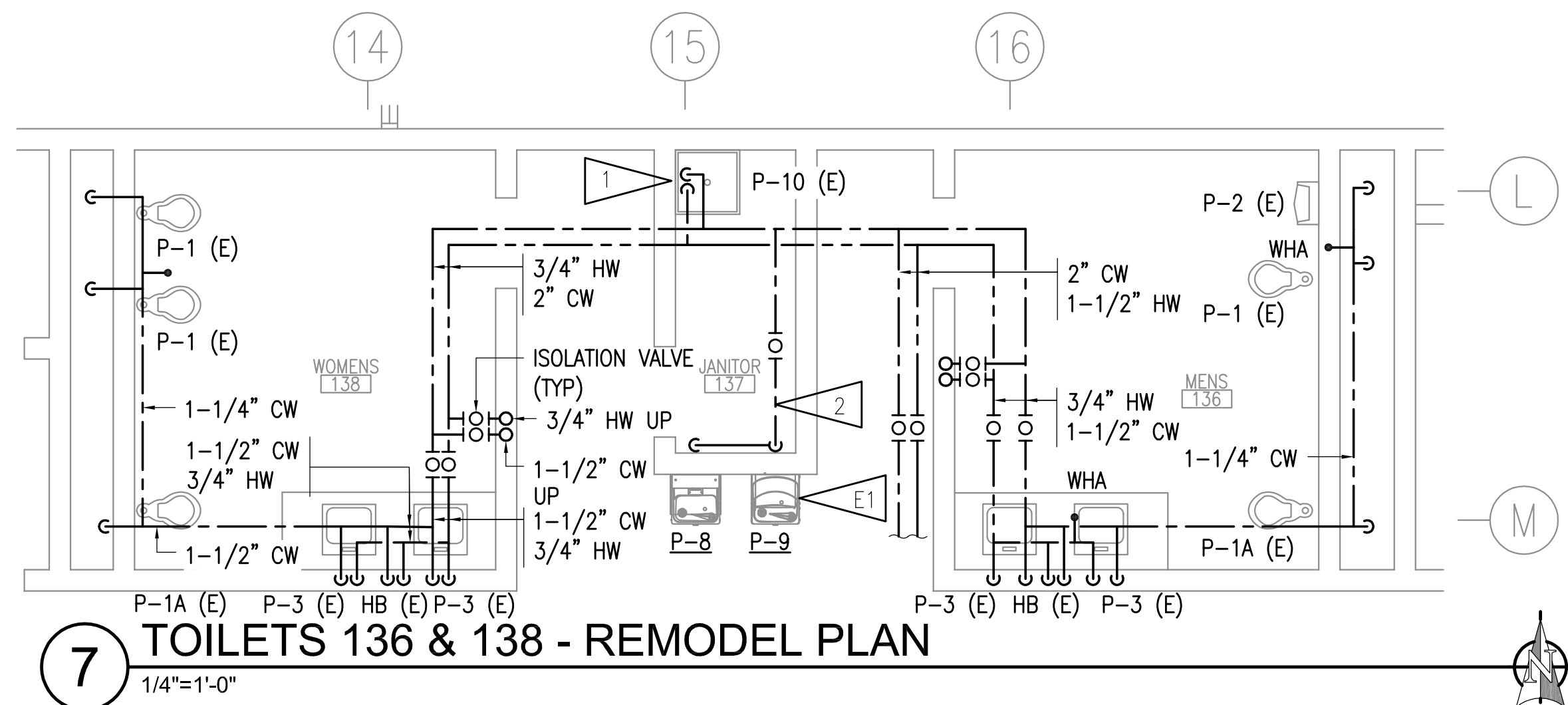
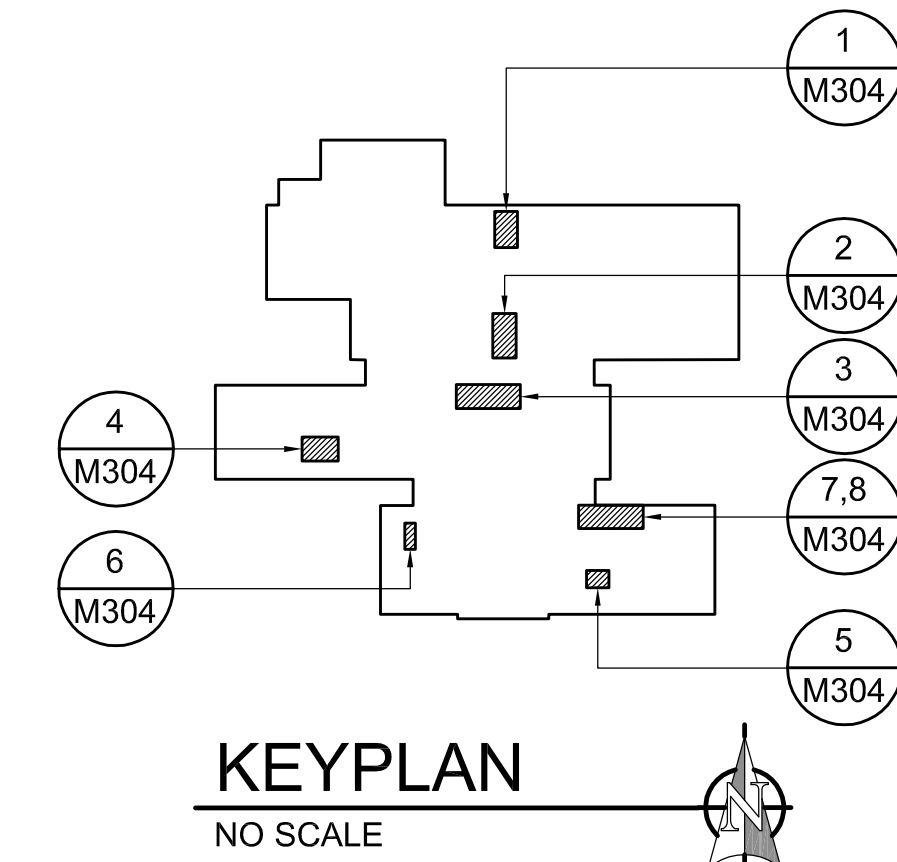
4 TOILETS 164 AND 165
1/4"=1'-0" REMODEL PLAN



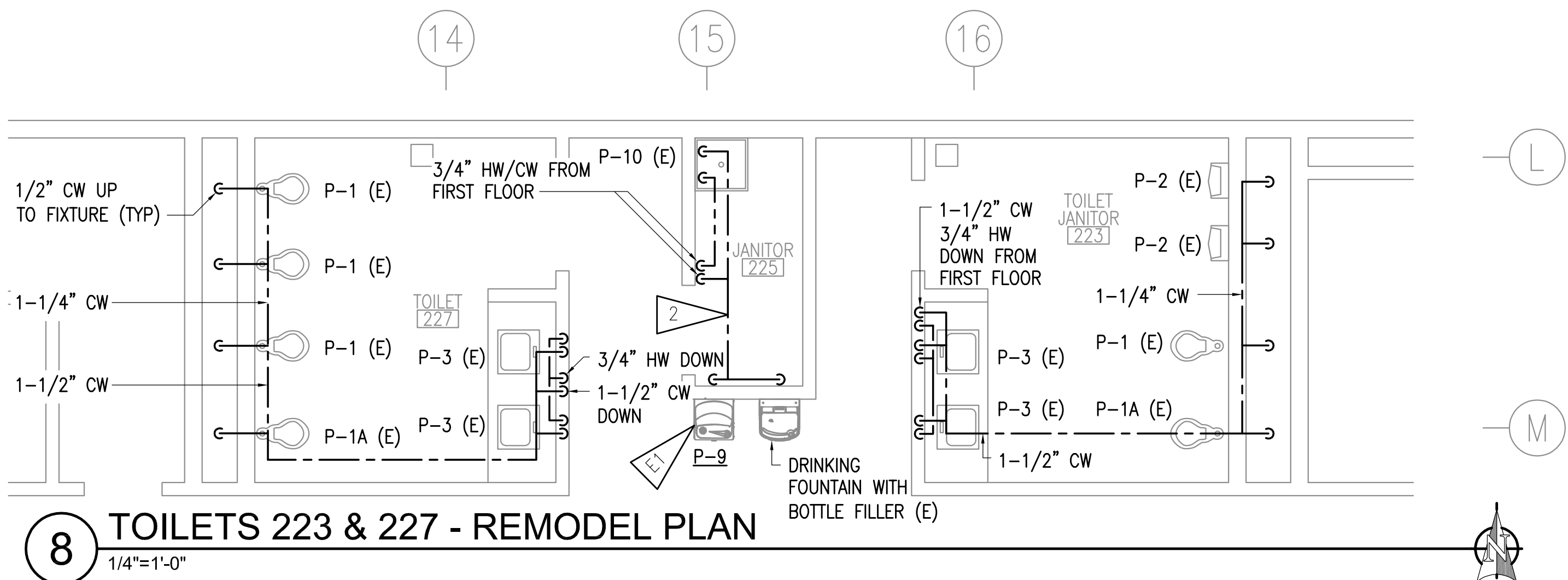
5 TOILETS 126 & 127
1/4"=1'-0" REMODEL PLAN



6 TOILETS 108 & 109
1/4"=1'-0" REMODEL PLAN

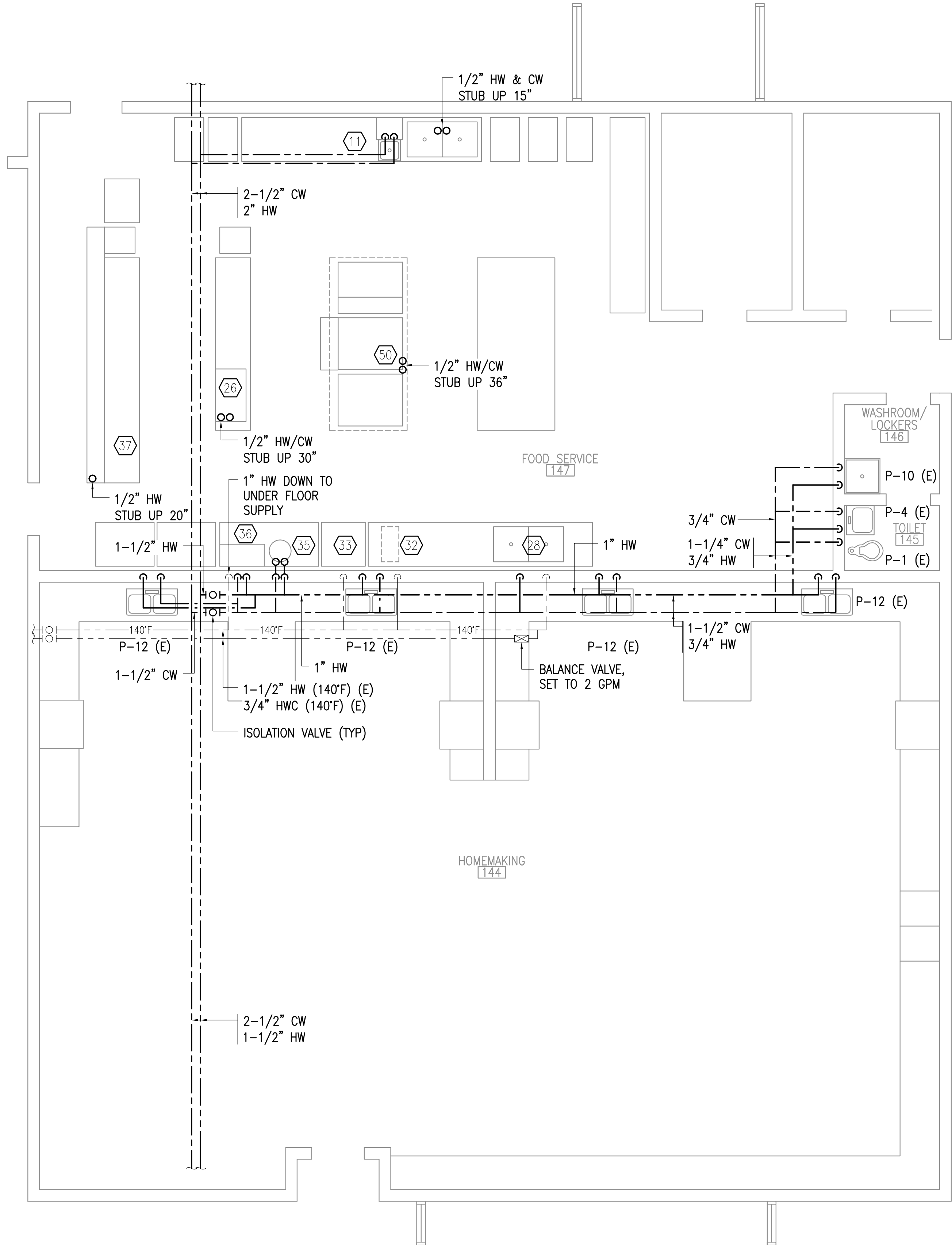


7 TOILETS 136 & 138 - REMODEL PLAN
1/4"=1'-0"



8 TOILETS 223 & 227 - REMODEL PLAN
1/4"=1'-0"

0'
1'
2'
3'

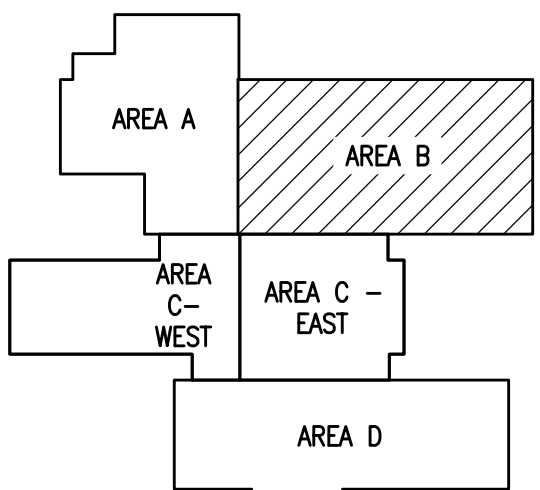


1 FOOD SERVICE AREA - REMODEL PLAN
1/4"=1'-0"




GENERAL NOTES:

- A. PIPE ROUTING SHOWN IS DIAGRAMMATIC. CONTRACTOR TO FIELD VERIFY NEW PIPE ROUTING.
- B. NEW BRANCH PIPING TO BE INSTALLED WITH ISOLATION VALVES WITHIN 24" OF MAIN PIPING.
- C. REINSTALL EXISTING FIXTURES USING SALVAGED FIXTURE TRIM AND APPURTENANCES TO THE EXTENT POSSIBLE. CONTRACTOR TO REPLACE VALVES AND APPURTENANCES DAMAGED DURING DEMOLITION.
- D. PIPING ABOVE CEILING - IN ROOMS WITH SHEETROCK CEILINGS ACCESS PIPING THROUGH EXISTING LIGHT FIXTURES AND NEW OR EXISTING ACCESS PANELS TO THE EXTENT POSSIBLE.
- E. PIPING IN WALLS - UNLESS NOTED OTHERWISE, NEW PIPING TO BE ROUTED FROM ABOVE IN WALL TO FIXTURE BELOW.



KEYPLAN
NO SCALE



RISA
Engineering, Inc.
MECHANICAL AND ELECTRICAL CONSULTING ENGINEERS
670 West Fireweed Lane, Suite 200
Anchorage, Alaska 99503
Phone: (907) 278-6552
Corporate No.: AEC0542

DOMESTIC WATER PIPING REPLACEMENT
VALDEZ HIGH SCHOOL
319 ROBE RIVER DRIVE
VALDEZ, ALASKA

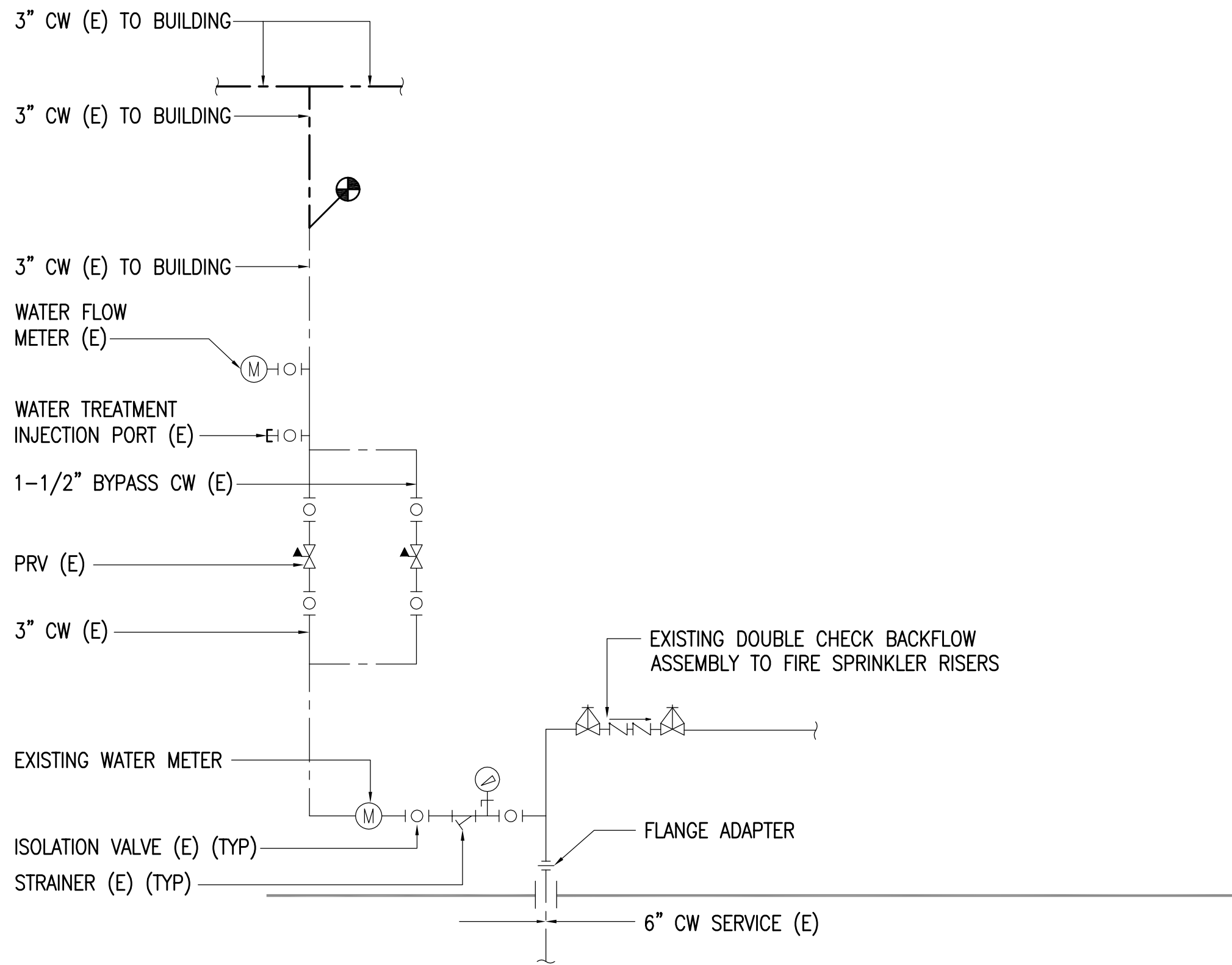
REVISIONS:

DRAWN BY: CAA
CHECKED BY: BPP
DATE: 12/01/2020
JOB NUMBER: L9163
DWG FILE: MSERIES

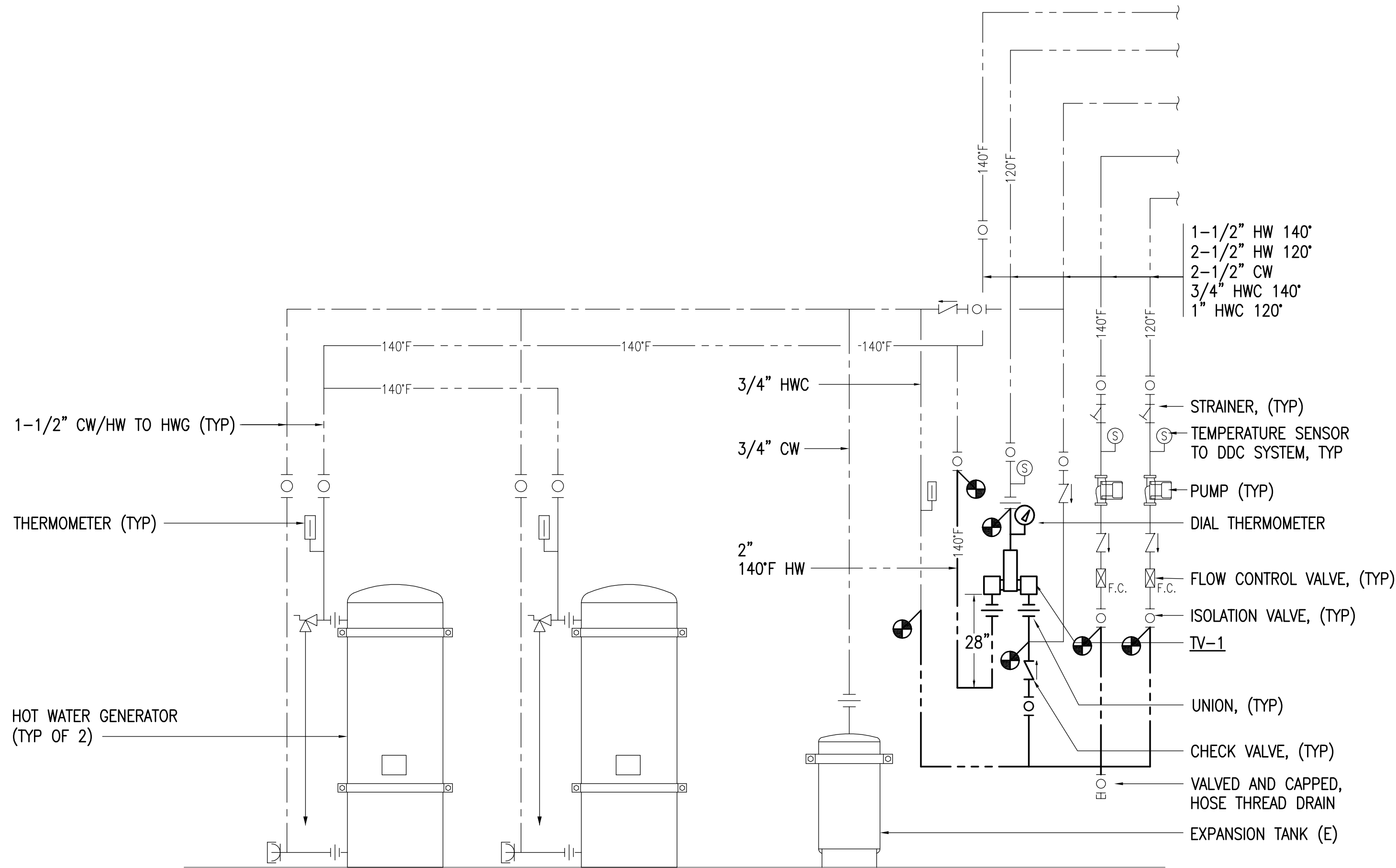
DRAWING TITLE:
FOOD SERVICE AREA -
REMODEL PLAN

SHEET:
M305

0'
1'
2'
3'




1 WATER SERVICE RISER REMODEL DIAGRAM
NO SCALE



2 BOILER ROOM DOMESTIC WATER PIPING REMODEL SCHEMATIC
NO SCALE

GENERAL NOTES:

- A. PIPE ROUTING SHOWN IS DIAGRAMMATIC. CONTRACTOR TO FIELD VERIFY NEW PIPE ROUTING.



R S A
Engineering, Inc.
MECHANICAL AND ELECTRICAL CONSULTING ENGINEERS
670 West Fireweed Lane, Suite 200
Anchorage, Alaska 99503
Phone: 907.572.8452
Corporate No.: AEC0542

DOMESTIC WATER PIPING REPLACEMENT

VALDEZ HIGH SCHOOL
319 ROBE RIVER DRIVE
VALDEZ, ALASKA

REVISIONS:

DRAWN BY: CAA
CHECKED BY: BPP
DATE: 12/01/2020
JOB NUMBER: L9163
DWG FILE: MSERIES

DRAWING TITLE:
SCHEMATICS
REMODEL

SHEET:

M306