



# City of Valdez

212 Chenega Ave.  
Valdez, AK 99686

## Meeting Agenda - Final

### Economic Diversification Commission

---

Wednesday, May 17, 2023

7:00 PM

Council Chambers

---

#### Regular Meeting

#### REGULAR AGENDA - 7:00 PM

I. CALL TO ORDER

II. ROLL CALL

III. APPROVAL OF MINUTES

1. [Approval of the 04.13.23 Economic Diversification Commission Meeting Minutes](#)


IV. PUBLIC BUSINESS FROM THE FLOOR

V. NEW BUSINESS

1. [Valdez by the numbers](#)
2. [Seatrade update](#)

VI. COMMISSION BUSINESS FROM THE FLOOR

VII. ADJOURNMENT



Legislation Text

---

**File #:** 23-0260, **Version:** 1

---

**ITEM TITLE:**

Approval of the 04.13.23 Economic Diversification Commission Meeting Minutes

**SUBMITTED BY:** Brianne Skilbred, Executive Administrative Assistant

**FISCAL NOTES:**

Expenditure Required: N/A

Unencumbered Balance: N/A

Funding Source: N/A

**RECOMMENDATION:**


Approve

**SUMMARY STATEMENT:**

Minutes are attached from the Economic Diversification meeting on April 13, 2023.

# City of Valdez

212 Chenega Ave.  
Valdez, AK 99686



## Meeting Minutes - DRAFT

Thursday, April 13, 2023

7:00 PM

Regular Meeting (Note date change due to BOE hearing)

Council Chambers

**Economic Diversification Commission**

**REGULAR AGENDA - 7:00 PM**

**I. CALL TO ORDER**

Chair Colleen Stephens called the meeting to order at 6:59 PM in Council Chambers

**II. ROLL CALL**

Present 4 - Chair Colleen Stephens  
Chair Pro Tempore Jim Shirrell  
Commission Member Will Stark  
Commission Member Anna Bateman  
Absent 1 - Commission Member Jamie "Kal" Berg

**III. APPROVAL OF MINUTES**

**1. Approval of Economic Diversification Commission Minutes - February 15, 2023**

MOTION: Commission Member Stark moved, seconded by Commission Member Bateman, to the motion carried by the following vote.

Yays: 4 - Chair Pro Tempore Shirrell, Commission Member Bateman, Commission Member Stark, and Chair Stephens

**IV. PUBLIC BUSINESS FROM THE FLOOR**

No public business from the floor at this time.

**V. NEW BUSINESS**

**1. Discussion Item on the Negotiated Sale of Lot 120-142 Egan Dr**

The current RFP was rejected by Council and brought it back to the EDC for other options and recommendations. Mark Detter, City Manager, reported that Council would rather have a brick-and-mortar structure. He also reported that the price that was provided was not the assessed value. He stated that the only way to test for assessed value is to put the property up for auction with an expectation of development.

Chair Stephens reported the back history of the process up to this point and that Council had asked the EDC to create an RFP and the EDC received one proposal to which was recommended to Council for their final decision. She then opened to comments from the commission.

Commissioner Jim Shirrell reported his concern on using the option of an auction and it not being for the betterment of the community. He stated that Council did not and needs to hear what the whole community thinks of the usage for the property.

Mr. Detter stated that Council's understanding of the proposal was clear but agreed that suggestions for other parameters from Council would have been helpful. He further stated that Council seemed dedicated to the brick-and-mortar structure. Commissioner Shirrell stated that he did not feel that the Council fully understood the proposal and what was included in the proposal.

Chair Stephens asked for comments from the rest of the commission at this time.

Commissioner Anna Bateman stated that she agrees with Commissioner Shirrell and Council's decision is a missed opportunity. She further stated that waiting for a brick-and-mortar building is a delay in opportunity and potential revenue.

Dr. Kate Foster, owner of Valdez Veterinary Services, was invited to speak at this time. Dr. Foster reported that she missed the opportunity to submit a proposal for the land as her business is in need of a new space. She presented her goal for the land that would be for a veterinary clinic that would include a space for a groomer, as the groomer in town is about to lose her space. She reported that she also plans to provide cat boarding, as well as housing for staff and a relief veterinarian, and potentially other housing for others in the community.

Dr. Foster stated that an auction would be difficult as building a building would require a loan and holding an auction would make a concrete number to a bank for a loan impossible. Chair Stephens stated that at this time the EDC is in the process of redeveloping options. These options would then go to Council for approval first and, as such, decisions cannot be made at this meeting. Dr. Foster stated her understanding and further reported that she wanted to provide other possibilities for the land and wanted to state that if the land is to go to auction that small businesses in town would not necessarily be able to supply those funds. She stated that those that would have those funds would most likely be companies that are not local to Valdez. Chair Stephens stated that when a process is in place, that Dr. Foster will be on the list to communicate the start of it.

Ms. Barberio asked Planning Director, Kate Huber, to approach the podium to discuss the planning process would be if the land goes out for auction or negotiated land sale. Ms. Huber stated that the process for initiating the sale would be similar regardless of which route. She stated that Council must pass a resolution to establish which type of land sale is chosen for a parcel and that the default is by public auction, which is usually for the minimum of the appraised value of the property. She reported that, with a vote of six (6), Council can also decide to sell by negotiation with one party. She stated that the other option is to put it up for RFP, which happens with Council decides that auction is not the best option, and the property is a special type of property that should have a certain type of development. This process is also approved via resolution from Council.

Ms. Huber stated that the Planning department would get an appraisal for Council to decide on what they would like to do with the property. She reported that, because this property was already up for RFP, an appraisal was not done. She stated that an appraisal can be done if needed. Once the approval of the negotiations is made to the

Planning department, the City Manager would handle the negotiations and Planning would work with the City Attorney and a title company to execute the sale.

Mr. Detter asked if an auction could include development conditions. Ms. Huber stated that the code allows for that. Chair Stephens further asked if the conditions could be included if the RFP option was chosen again. Ms. Huber stated these would also be allowed.

Ms. Huber went on to answer the questions regarding zoning codes. She reported that the zoning code is currently being revised but that the possible development for current parcel fits within the existing code and will fit into the revised code. She also reported that a discussion has been had about the revised codes and apartments and multi-family dwellings in the downtown area without the primary use as a business as the current code requires to expand options. She confirmed that Dr. Foster's proposal of apartments above her business is already allowable under the current code.

Ms. Barberio asked if the RFP would have to go back to Council for approval if changes are made as the current RFP has already been approved by Council. Mr. Detter stated that the approval of the current RFP was never given as the proposals that came from the RFP would already need Council approval, and, as such, any changes to the RFP will similarly not need Council approval. He further stated that he would investigate this answer to provide an accurate process.

Mr. Detter reported that at least four Council members voted against the submitted proposal and that Dr. Foster's ideas for the property assists with the Comprehensive Plan and what it asks for in needing more housing in the community. He further reported that the current proposal was the only proposal submitted so the obligation was had to bring it forward to Council for approval. Mr. Stock, the owner of the current proposal, stated that he would approve of leaving his proposal submitted for the next round, should Council approve of opening the RFP back up to allow the opportunity for changes to the current RFP and allow for more proposals. Mr. Detter stated that the RFP will need to make clear that the buyer will be responsible for appraisal costs but was unsure if that would require six votes from Council.

Mr. Detter asked about the payment of the Phase One Environmental Study. Ms. Huber stated that the developer will be required to pay for those costs but was unsure if the study is required for commercial property and that she would need to review the codes to retrieve that answer.

Chair Stephens summarized all that was discussed and stated that that which needs to be added to the new RFP will need to be decided and taken back to Council.

Commissioner Shirrell stated his concern that this is being labeled as a negotiated sale when the process going forth is not a negotiated sale by definition. He also expressed concern with the process of an appraisal and environmental study costs being the developer's responsibility. He proposed a work session with Martha Barberio, Kate Huber, and Nathan Duval to gather ideas of what criteria is wanted in the RFP and then go back to market. Ms. Huber clarified, based on code, that the requirements for the

appraisals are if there is not already an existing, valid appraisal and the sale by negotiation through an RFP process requires the same approvals as any other negotiated land sale and would need an approval of six (6) votes. She was also able to provide information on the Phase One Environmental Study in that it is only required for industrial land and would not be a cost in this case.

Commissioner Shirrell asked for clarification on the need for six (6) votes by providing a scenario. Ms. Huber stated that it would still require the six (6) votes, but she would like to confer with the City Attorney to be sure she is interpreting the code correctly. She stated that once it becomes a negotiation with one party, it will require following those City codes.

Ms. Barberio asked the commission for thoughts on criteria for the RFP. Chair Stephens stated that doing the appraisals in advance would be more beneficial before accepting proposals and getting approval from Council to do it in advance. Commissioner Will Stark stated that putting in the requirement for brick-and-mortar will also require the developer to provide a larger sum of money, as a brick-and-mortar building would be a project that costs seven figures to develop, so they can show they can procure and develop the property. Adding a time limit for when to complete the project for people who need to find partnerships or loans or whatever means they need to gather that large sum would limit the people's financial ability to afford the property. So, a brick-and-mortar requirement would then raise the bar very high on who would be able to buy it and becomes very limiting. Commissioner Bateman stated she would like to see a scoring system and have a deadline for submitting applications and stick to it.

Mr. Detter asked Ms. Huber for how long the appraisal is valid. Ms. Huber could not confirm at this time but stated she believes it is a year. Commissioner Stark stated that an appraisal used for financing purposes usually lasts between 6 months to a year, but an appraisal purchased by the City cannot be used for financing because it must be purchased without bias by a party who is not interested in the value. So, any time an appraisal is bought for financing, it will be redone again. He further reported that anybody developing on the property will need a construction appraisal anyway and will need a new appraisal. Commissioner Shirrell wanted to remind the commission that any sale must represent market value, so a fee appraisal needs to be done to meet the Council's stipulations.

Chair Stephens requested if Ms. Barberio could gather a subgroup of City staff, a couple commissioners, and a Council member to provide and assemble some ideas for a new RFP to bring back to the commission. Ms. Barberio confirmed. Commissioner Shirrell stated that the commission should do a work session with EDC. Chair Stephens stated the subgroup would be to get a direction before taking it to a work session.

## **VI. COMMISSION BUSINESS FROM THE FLOOR**


Commissioner Shirrell further voiced his concerns and further pressed the importance of community input and opinion.

**VII. ADJOURNMENT**

With no further discussion, Chair Stephens adjourned the meeting at 7:58 PM in Council Chambers.

DRAFT





## Legislation Text

---

**File #:** 23-0261, **Version:** 1

---

**ITEM TITLE:**

Valdez by the numbers

**SUBMITTED BY:** Martha Barberio, Economic Development Director

**FISCAL NOTES:**

Expenditure Required: N/A

Unencumbered Balance: N/A

Funding Source: N/A

**RECOMMENDATION:**

Receive & Discuss

**SUMMARY STATEMENT:**

Meilani Schivens is here tonight to discuss the attached Valdez by the numbers Draft.

This provides an overview of the Valdez economy and demographics, as well as specific information related to key industries. It has already been seen by the Interim City Manager, VCVB President, VCVB Executive Director, Planning Director, Ports & Harbor Director.

# DRAFT

# VALDEZ ALASKA by the Numbers 2022

DEMOGRAPHICS  
PAGE 5

OIL  
PAGE 6

TRANSPORTATION & PORT  
PAGE 7

SEAFOOD  
PAGE 8

TOURISM  
PAGE 9

HEALTH & HOUSING  
PAGE 10

GOVERNMENT  
PAGE 11

## CHANGES 2018 to 2021

## THE VALDEZ ECONOMY



THE **LABOR FORCE**  
DECREASED BY **218**  
**JOBS** TO **2,664** JOBS,  
**-8%**. **TOTAL WAGES**  
INCREASED BY **\$31**  
**MILLION** TO \$190  
MILLION, **+20%**.



**POPULATION**  
DECREASED BY **1%** TO  
**3,981** -42 PEOPLE.  
THOSE 65+ INCREASED  
BY **29%**.



**POUNDS OF SEAFOOD**  
**LANDED** IN VALDEZ  
INCREASED BY **69%**  
TO **81 MILLION**  
**POUNDS**.



TOTAL PASSENGER/  
**VISITOR ARRIVALS**  
DECREASED BY **16%**  
TO **56,300**.



**OIL PRICES**  
DECREASED BY **6%** TO  
**\$71** PER BARREL  
-\$4.32.

# 2021

The economy of Valdez was hit hard by the pandemic. In 2020, the community lost nearly 400 jobs and more than \$6 million in overall wages compared to 2019.

The community staged a remarkable recovery in 2021. Jobs grew by 8%, and wages grew by 9%. Nearly three-quarters of businesses received COVID-19 support funding, a significant help in getting the economy back on track.

However, the 2021 Valdez economy was still not back to pre-pandemic levels. Compared to 2018, the community was still down 218 jobs, and missing 16% of its visitors. Population and school enrollment were both below 2018 levels, but by small margins. Conversely, overall earnings increased by 20% over 2018 levels.

The largest earnings increase was in the marine transportation sector, which added nearly \$14 million in wages; and wages were up across nearly all sectors, despite declining jobs in each.

One of the biggest changes in 2021 was the decline of city workers, not due to job cuts, but due to difficulty attracting and retaining workers due, in part, to a challenging housing market and an aging workforce.

Wage and labor data is not yet available for the full 2022 calendar year. This analysis focuses on jobs and earnings from 2021 compared to 2018. Early 2022 and 2023 data is discussed, where available.


**A review of 2022 data and 2023 projections show that Valdez's outlook is mixed.**

**Seafood:** The 2022 commercial harvest of pink salmon was 29% above the commercial harvest forecast, largely the result of a strong Valdez Fisheries Development Association run that came in well above expectations.

**Demographics:** The 2022 population was down again. Valdez population has declined in eight of the past ten years, falling from 4,170 in 2012 by 220 residents to 3,950 in 2022, an overall loss of 5%. However, the student population increased, both for K-12 and college enrollment.

**Tourism:** The visitor sector is seeing strong growth. In 2023, the number of visitors to Valdez is expected to be double 2021 levels, and 53% higher than in 2022. Cruise ship passenger numbers should be nearly three times 2022 levels with more than 57,000 passengers expected.

Overall, the Valdez economy is expected to see strong employment and wage growth through 2023.



# The Whole Valdez Alaska Economy 2021

In 2021, Valdez lost more than 200 year-round equivalent jobs, but wages increased by 20% compared to 2018

## Annual Average Jobs

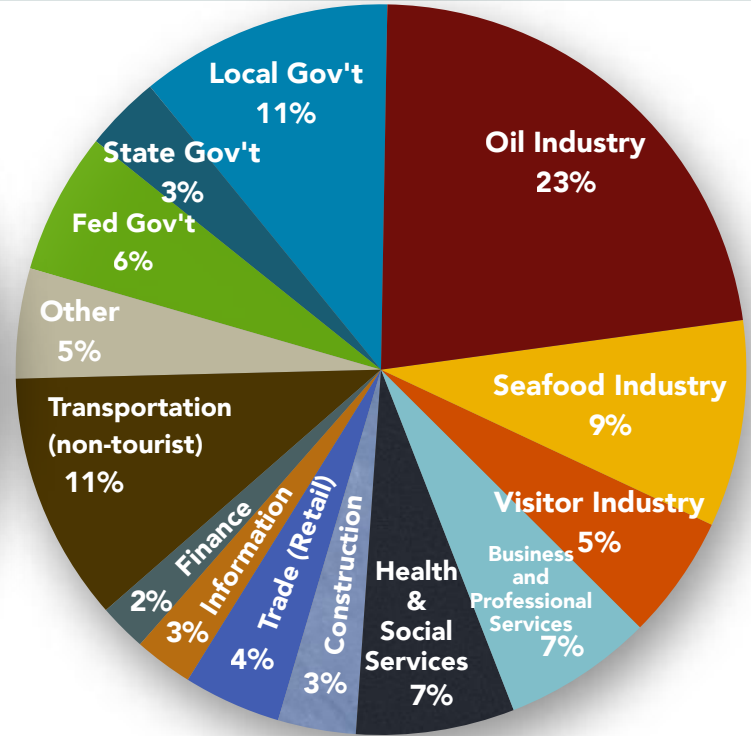
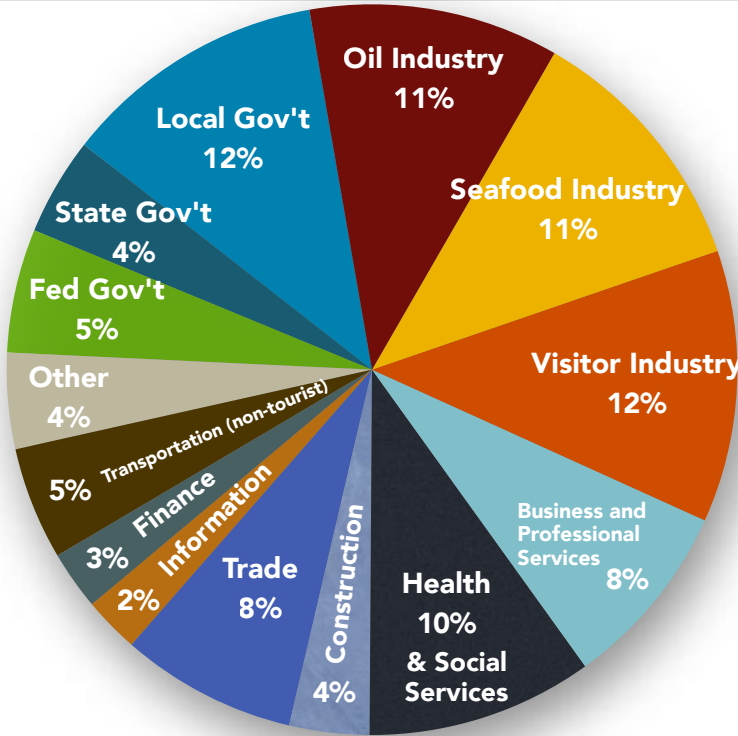
2,664 Jobs

DOWN 218 JOBS SINCE 2018 -8%

## Employment Earnings

\$190 Million Workforce Earnings

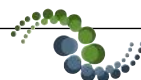
UP \$31 MILLION +20%



## 2021 Valdez Alaska Employment Earnings

	EMPLOYMENT RELATED EARNINGS			EMPLOYMENT NUMBERS			Change 2018 to 2021
	Wages (2021)	Self-Employment Earnings (est.)	Total Earnings	Annual Average Employment (2021)	Self-Employed (est.)	Total Employment	
Government (includes Coast Guard)	\$31,381,218	\$6,786,819	\$38,168,037	477	81	558	-73
Oil Industry	\$42,726,444	\$377,000	\$43,103,444	288	9	297	-33
Seafood Industry	\$13,939,382	\$3,544,614	\$17,483,996	246	60	306	10
Visitor Industry	\$8,714,032	\$1,760,150	\$10,474,182	255	68	323	-112
Professional and Business Services	\$10,518,869	\$2,146,960	\$12,665,829	126	97	223	4
Health Care & Social	\$12,775,227	\$634,030	\$13,409,257	251	18	269	-13
Construction Industry	\$4,787,040	\$1,804,800	\$6,591,840	49	46	95	-21
Trade: Retail and Wholesale	\$5,736,176	\$2,514,500	\$8,250,676	164	45	209	-5
Information	\$4,509,645	\$452,473	\$4,962,118	60	6	66	-3
Financial Activities	\$1,971,176	\$2,057,660	\$4,028,836	33	37	70	0
Non-Visitor Transportation	\$19,845,484	\$1,253,490	\$21,098,974	109	25	134	35
Other	\$8,403,682	\$901,460	\$9,305,142	82	32	114	-7
<b>Total</b>	<b>\$165,308,375</b>	<b>\$24,233,956</b>	<b>\$189,542,331</b>	<b>2,140</b>	<b>524</b>	<b>2,664</b>	<b>-218</b>

**Sources:** Alaska Department of Labor Employment & Wage data; (latest available) US Census Nonemployer (self-employment) Statistics; Active Duty Military Population, ADOL.  
 \*These cells in Government refer to active duty Coast Guard personnel employment and wages, and not self-employment data. **Notes:** **Seafood Industry** includes animal aquaculture, fishing & seafood product preparation, and Southeast Alaska resident commercial fishermen (nonresident fishermen & crew who did not report income are excluded). **Visitor Industry** includes leisure & hospitality, and visitor transportation (air, water, scenic).




# CHANGE IN THE LAST 3 YEARS

Table tracks key Valdez indicators over the past 3 years, along with associated changes.

GENERAL ECONOMIC CONDITIONS	2018	2021	% CHANGE 2018-2021	CHANGE 2018-2021
Total Labor Force (jobs, includes self-employed & USCG) <sup>1,5,6</sup>	2,882	2,664	-8%	-218
Total Job Earnings <sup>1, 5, 6</sup>	\$158,517,042	\$189,542,331	20%	\$31 million
Total Private Sector Payroll <sup>1, 6</sup>	\$121,507,640	\$151,374,294	25%	\$29.9 million
Average Annual Wage <sup>1</sup>	\$55,002	\$71,150	29%	\$16,147
Annual Unemployment Rate <sup>1</sup> (Chugach Census Area 2021, 2022)	6.7%	4.3%	-2.4%	-2.4%
TOP ECONOMIC SECTORS	2018	2021	% CHANGE	CHANGE
<b>GOVERNMENT</b>	PUBLIC SECTOR: 34% OF ALL EMPLOYMENT EARNINGS			
Total Government Employment <sup>1, 5</sup>	631	558	-12%	-73
Federal Employment <sup>1, 5</sup> (8% of all employment earnings)	130	128	-2%	-2
State Employment <sup>1</sup> (14% of all job earnings)	139	116	-17%	-23
City Employment <sup>1</sup> (12% of all job earnings)	362	314	-13%	-48
Total Government Payroll (includes USCG) <sup>1, 5</sup>	\$37,009,402	\$38,168,037	3%	\$1.2 million
City Payroll <sup>1</sup>	\$18,121,398	21,342,995	18%	\$3.2 million
<b>OIL ECONOMY</b> (Includes employment from all industries)	KEY INDUSTRY: 13% OF ALL EMPLOYMENT EARNINGS			
Oil Employment <sup>1,5,6</sup>	330	297	-10%	-33
Oil Wages <sup>1,5,6</sup>	\$42,937,860	\$43,103,444	0%	\$165,584
Avg. Daily Volume ANS Oil Production (barrels/day) <sup>14</sup>	508,601	482,742	-5%	-25,859
Annual Avg. Domestic Crude WTI Oil Prices (in \$/Barrel) <sup>14</sup>	\$71.71	\$100.34	40%	29
City oil and gas property tax revenue (FY2019 & FY2023) <sup>7</sup>	\$38.4 million	\$42.4 million	10%	\$4 million
<b>COMMERCIAL FISHING &amp; SEAFOOD INDUSTRY</b>	KEY INDUSTRY: 12% OF ALL EMPLOYMENT EARNINGS			
Total Seafood Employment (includes fishermen) <sup>1, 6</sup>	296	306	3%	10
Total Seafood Employment Earnings <sup>1, 6</sup>	\$12,308,173	\$17,483,996	42%	\$5.2 million
Commercial Fishing Boats Homeported in Valdez <sup>15</sup>	65	82 (2022)	26%	17
Pounds of Seafood Processed <sup>7</sup> (estimate)	61 million	74 million	21%	13 million
Value of Seafood Processed <sup>7</sup> (estimate)	\$168 million	\$208 million	24%	\$40 million
Pounds Landed <sup>8</sup>	48,082,154	81,426,389	69%	33.3 million
Estimated Gross Earnings (ex-vessel value of pounds landed) <sup>8</sup>	\$25,196,781	\$36,650,000	45%	\$11.5 million
<b>TRANSPORTATION (NON-TOURISM)</b>	KEY INDUSTRY: 11% OF ALL EMPLOYMENT EARNINGS			
Marine and Road Transportation Employment <sup>1, 6</sup>	99	134	35%	35
Marine and Road Transportation Wages <sup>1, 6</sup>	\$7,550,727	\$21,098,974	179%	\$13.5 million
<b>HEALTH CARE &amp; SOCIAL SERVICES INDUSTRY</b>	KEY INDUSTRY: 12% OF ALL EMPLOYMENT EARNINGS			
Health Care & Social Services Employment <sup>1, 6</sup>	282	269	-5%	-13
Health Care & Social Services Wages <sup>1, 6</sup>	\$11,692,789	\$13,409,257	15%	\$1.7 million
<b>VISITOR INDUSTRY</b>	KEY INDUSTRY: 9% OF ALL EMPLOYMENT EARNINGS			
Total Visitor Industry Employment <sup>1, 6</sup>	435	323	-26%	-112
Total Visitor Industry Wages/Earnings <sup>1, 6</sup>	\$9,836,663	\$10,474,182	6%	\$637,519
<b>Total Valdez Passenger Arrivals 2019, 2022</b>	<b>78,978</b>	<b>73,306</b>	<b>-7%</b>	<b>-5,672</b>
Recreation Visitors Arriving by Road estimate <sup>15</sup>	51,000	50,000	-2%	-1,000
Total Cruise Passengers <sup>10</sup>	13,098	13,182	1%	84
Total Air Passenger <sup>11</sup>	10,347	5,282	-49%	-5,065
Total Ferry Passengers <sup>12</sup>	4,533	4,842	7%	309
DEMOGRAPHICS	2018	2022	% CHANGE	CHANGE
Total Population <sup>1</sup>	4,023	3,950	-2%	-73
Under Age 15 <sup>2</sup>	858	837	-2%	-21
Twenty-somethings <sup>2</sup>	482	461	-4%	-21
Ages 65 and older <sup>2</sup>	364	469	29%	105
K-12 School District Enrollment <sup>3</sup>	648	674	4%	26
Prince William Sound College Enrollment <sup>9</sup>	895	693	-23%	-202
OTHER SELECTED STATISTICS	2018	2022	% CHANGE	CHANGE
Cost of Living: Consumer Price Index <sup>1</sup>	140%	142%	2%	2%
Housing Units Permitted/Completed <sup>4,1</sup>	1	0	-%	-1

**Sources:** <sup>1</sup>Alaska Department of Labor (ADOL); <sup>2</sup>ADOL Southeast Alaska Population by Age; <sup>3</sup>Alaska Department of Education and Early Development; <sup>4</sup>Based on the quarterly Alaska Housing Unit Survey, a survey of local governments and housing agencies; <sup>5</sup>US Coast Guard; <sup>6</sup>US Census Nonemployer (self-employment) Statistics and estimates based on business climate surveys; <sup>7</sup>City of Valdez; <sup>8</sup>ADF&G Southeast Alaska Commercial Seafood Industry Harvest and Ex-Vessel Value Information; <sup>9</sup>UAA; <sup>10</sup>Cruise Line Agencies of Alaska; <sup>11</sup>US Bureau of Transportation Statistics (BTS); <sup>12</sup>Alaska Marine Highway System data; <sup>14</sup>Alaska Department of Revenue Crude Oil and Natural Gas Prices; <sup>15</sup>Commercial Fisheries Entry Commission. <sup>15</sup>Traffic Volume Counts Valdez <https://alaskatrafficdata.drakewell.com/publicmultinodemap.asp>

# VALDEZ OVERVIEW



## THE CITY

Valdez is a picturesque coastal community nestled deep in Prince William Sound at the base of the towering Chugach Mountains. The town, named after a Spanish naval officer, encompasses a total area of 277 square miles, including 55 square miles of water.

Valdez is easily accessible via the Richardson Highway, which links the town to Alaska's road system. The area serves as the southern terminus of the Trans-Alaska Pipeline System (TAPS), a vital energy infrastructure that transports oil from the North Slope to the ice-free waters of Valdez.

Despite its remote location, Valdez is a thriving community with nearly 4,000 residents. The town's stunning natural beauty, abundant recreational opportunities, and rich cultural heritage make it a popular destination for visitors.

## CULTURE


The Valdez area was originally known as Saucit, which translates to "the people from the place that rises into view." While Valdez did not host permanent settlements before the 1890's, the area is situated in the ancestral homeland of the Chugach Alutiiq and Sugpiaq people, and served as a meeting place for Alaska Native communities to gather, hunt, fish, and trade in seasonal encampments since ancient times. According to the 2020 US Census, the population of Valdez is 14% Alaska Native and 76% white.

## ECONOMIC TRENDS

Valdez originated as a makeshift settlement and supply hub for gold-seeking miners during the late 1800s. The military later erected a fort in the area to capitalize on its ice-free port, establishing a trail to Fairbanks that would eventually become the Richardson Highway. By the 1920s, the fishing industry was flourishing. In 1964 the Good Friday earthquake triggered a landslide that devastated much of the original Valdez, and much of the community had to be rebuilt.

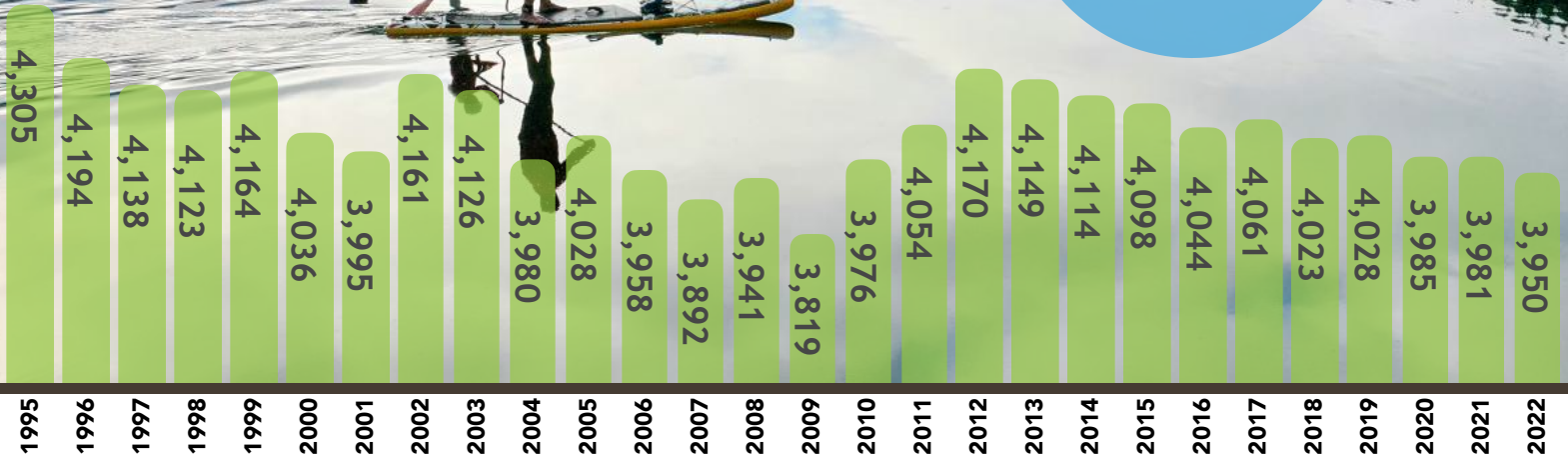
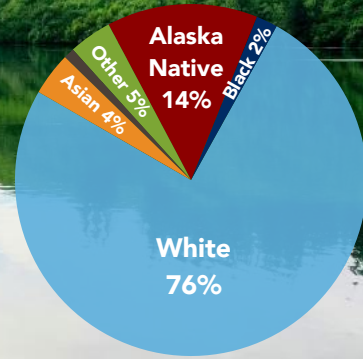
Valdez's modern economy took shape in the early 1970s when it was selected as the endpoint for the 800-mile trans-Alaska oil pipeline system and oil storage-transfer marine terminal. The pipeline is one of the world's largest, having transported a staggering 18.6 billion barrels of oil through Valdez. The area also served as a critical staging ground for the cleanup efforts following the Exxon-Valdez oil spill in 1989.

Throughout the 1990s and 2010s, the economy of Valdez remained relatively steady. The pandemic had a significant impact on commerce and traffic to the region, but Valdez has seen a strong recovery. The top economic sectors in Valdez include oil, seafood, transportation, and tourism.



# DEMOGRAPHICS

## Population 3,950

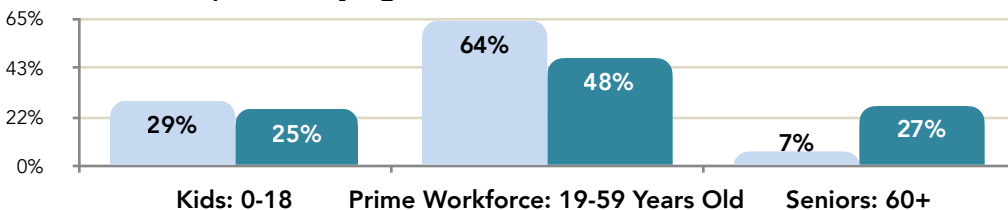


**2021** The population of Valdez has generally remained around 4,000 people for the last four decades. The population of the City of Valdez reached a low of 3,819 people in 2009, and a high of 4,305 in 1995. In 2022, the community had 3,950 residents. Valdez population has declined in eight of the past ten years, falling from 4,170 in 2012 by 220 residents to 3,950 in 2022, an overall loss of 5%.

### AN AGING DEMOGRAPHIC

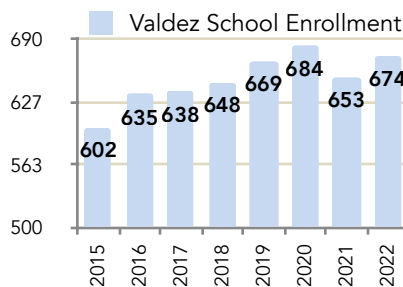
Since 2010, the most pronounced demographic shift in Valdez has been the aging of the population. From 2010 to 2021, the 60-plus population grew by nearly 800 people, from 7% of the overall population to more than a quarter. Over the past 11 years, those of prime working age (19-59) has decreased from nearly two-thirds, to less than half, 64% to 48%. The median age in Valdez is 41, up substantially from 34 in 2010. Alaska's median age in 2021 was 36 years.

Valdez Population by Age, 2000-2021



### SCHOOL ENROLLMENT UP

While youth population has not increased, the number of kids enrolled in schools has.



In the 2022-23 school year, Valdez had an enrollment of 674 students. Since 2015, school enrollment increased in Valdez in all but one year, growing by 12% since FY2015, by 72 K-12 students in FY2022. The increase appears to be partially due to a decrease in homeschooling.

Valdez is also home to Prince William Sound College, a two-year college. College enrollment in 2022 was 693 students, a substantial recovery from a pandemic low of

420, but well behind a recent high of 895 students in 2018.

### ALASKA NATIVE POPULATION

The 2020 US Census shows a slightly larger indigenous population than in previous census years. The Alaska Native population grew to 14% of all residents, for a total of nearly 550 Alaska Native residents. In the 2000 US Census, 10% of the community identified as Alaska Native. More than three-quarters of the Valdez population are white-only. Statewide, 22% of Alaska residents are Alaska Native, while 59% are Caucasian.


### WEALTH

By some measures, Valdez is the wealthiest community in Alaska. Well-paying oil-related jobs push income levels significantly higher than for other Alaska towns. Valdez has the highest total median earnings of any community across Alaska at \$63,304, and has the highest median full-time year-round earnings at \$71,346.

### POPULATION CHURN

About 10% of the Valdez population moves in or out annually from the lower-48. In 2021, the American Community Survey estimates Valdez welcomed 400 new arrivals from down south. These new arrivals need approximately 300 new homes every year, while a similar number of people leave Valdez.

Sources: Alaska Department of Labor (ADOL); ADOL Southeast Alaska Population by Age, Sex and Borough/Census Area; Alaska Population Projections; US Census. UA in Review.





# Oil Industry

297 Annualized Jobs 2021

\$43.1 million Wages

**DOWN 33 JOBS FROM 2018**

**EARNINGS UP**

# 2021

Valdez is the terminus of the 800-mile Trans Alaska

Pipeline System (TAPS) and the Alyeska marine terminal, where North Slope crude oil that arrives via pipeline is loaded on tankers for marine transport to market. The oil that passes through the community is Valdez's greatest source of economic strength, as it provides residents with stable, high-wage employment, as well as being a steady source of tax revenue for the city government.

Approximately one-fifth of the value of the entire pipeline is within Valdez city limits.

Key oil sector employers include Alyeska and Petro Star.

Alyeska Pipeline Service Company is the largest private sector employer in Valdez. Alyeska operates and maintains the pipeline, including the Valdez Marine Terminal. Alyeska is co-owned by affiliates of oil companies ConocoPhillips, ExxonMobil and Hilcorp, Alaska's major North Slope producers. Alyeska Valdez employees work in offices, warehouses, fabrication shops, on docks, loading berths, or in the water treatment, or power plant.

Petro Star Inc. is a refining and fuel-marketing company that operates a refinery in Valdez, producing products like marine diesel, jet fuel, and home heating oil.

### PRIMARY ECONOMIC DRIVER

In 2021, the Valdez oil and gas sector provided 297 annualized jobs in the community, with wages of just over \$43 million.

Nearly a quarter of all local wages and 11% of all jobs in Valdez are in the oil sector.

However, additional jobs in the transportation sector, oil spill response capacity, along with security for the terminal, all mean that the

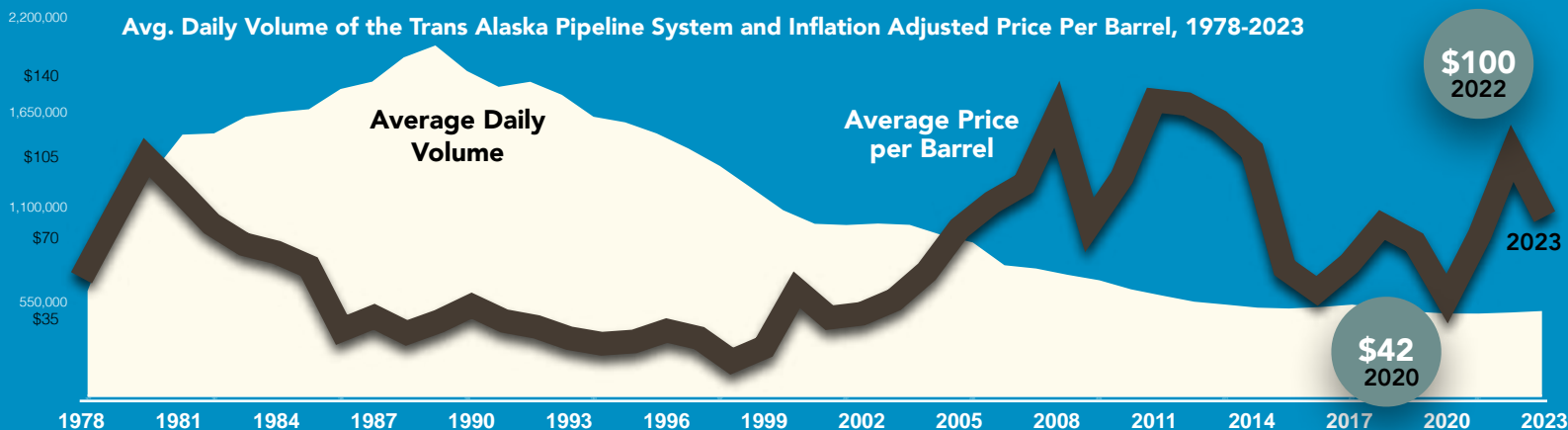
impact of the pipeline and marine terminal in the community is much larger than these numbers represent.

Oil-related jobs are particularly high-paying. The average annual wage in the Valdez oil sector was \$145,129, more than twice the overall average annual wage of the community as a whole at \$71,292.

Oil sector employment in Valdez has fallen by 10% since 2018, a decline of 33 year-round equivalent jobs, as Alyeska is reorganized to streamline its maintenance work, centralize its emergency response, and add new technology. Despite the jobs cuts, total wages in the oil sector did not decrease.

### TAPS AND PROPERTY TAXES

Oil is the primary source of income for the municipality of Valdez. A weakness identified in the long-term economic viability of City of Valdez is its dependence on a single primary source for the majority of City revenue. In 2022 the City of Valdez reported \$42.36 million in oil and gas property tax revenue, a 10% increase over 2018. The current valuation of the TAPS is fixed through 2025.



Sources: Combination of ADOL Employment and Wage data; US Census Nonemployer (self-employment) Statistics; Alaska Department of Revenue Crude Oil and Natural Gas Prices; City of Valdez. Photo by Jeremy Talbott.





## Transportation Industry

134 Annualized Jobs in 2021

\$21.1 million Wages in 2021

**JOBS UP 35% IN 2021, WAGES UP BY 179%**

**2021** The most dramatic change to the Valdez economy in 2021 was the increase in non-tourism transportation jobs and wages.

Nearly half of the overall wage increase in the community over the last three years was due to the jump in transportation sector wages, from \$7.6 million in 2018 to \$21.1 million in 2021, an increase of 179% in wages for this sector. Jobs increased from 99 in 2018 to 134 in 2021. The transportation sector accounted for 11% of all workforce earnings in 2021 in Valdez.

The increase is exclusively due to increased marine transportation, which jumped from 60 annual average jobs in 2018 to 183 jobs in 2019 and then half that level by 2020. Edison Chouest Offshore (ECO) took over escort and response duties for tankers coming and going from Prince William Sound in July 2018, beating out Crowley for the 10-year contract with Alyeska. Crowley had the contract for 41 years prior to this change. Edison built 14 new tugboats and barges specifically for Valdez. As part of the contract ECO created an Alaska Native hire program in response to a 20% Alaska Native hire requirement.

**MARINE TRANSPORTATION IN VALDEZ**  
(EXCLUDING TOURISM)

YEAR	JOBS	WAGES
2021	97	\$19,487,582
2020	90	\$19,323,986
2019	183	\$19,566,217
2018	60	\$5,912,030
2015	46	\$1,386,965
2010	45	\$3,711,408

In addition to the marine transportation jobs, Valdez has a dozen truck drivers, and two dozen self-employed transportation workers.

**Sources:** Combination of Alaska Department of Labor Employment and Wage data and US Census Nonemployer (self-employment) Statistics; State of Alaska. Freight data is from U.S. Army Corps of Engineers

## Port of Valdez

25 million tons of freight in 2020

**98%** crude oil

Valdez is the United States' farthest north ice-free port connected to a road system and the southern terminus of the trans-Alaska oil pipeline. Due to its strategic location, the port of Valdez moves an enormous amount of freight. In 2019, 98% of that freight, by weight, was crude petroleum. Supertankers navigate the deep, ice-free waters of Valdez Arm, handling approximately a half million barrels (70,000 tons) of crude oil each day. TAPS operations are managed by Alyeska Pipeline Service Company.


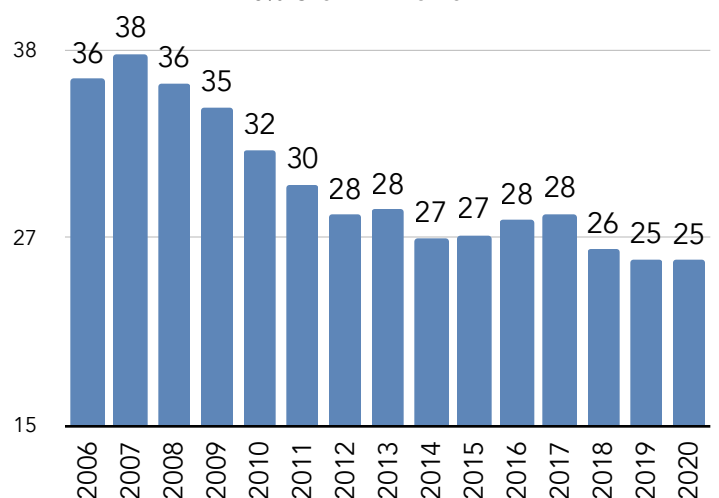
Most of the remaining freight volume is comprised of other types of fuel, including gasoline, kerosene, distillate fuel oil, residual fuel oil, hydrocarbon & petrol gases.

The non-fuel cargo, like many Alaska coastal communities, consists primarily of fish and trash exports. Other commodities shipped through Valdez include groceries, manufactured products, paper products, vehicles, boats, wood, asphalt, and animal feed.

According to Port Operations Manager, Andrew Doherty, 44,731 tons of freight passed through the Valdez Container Terminal in 2022.

**ANNUAL VALDEZ FREIGHT IN MILLIONS OF TONS**

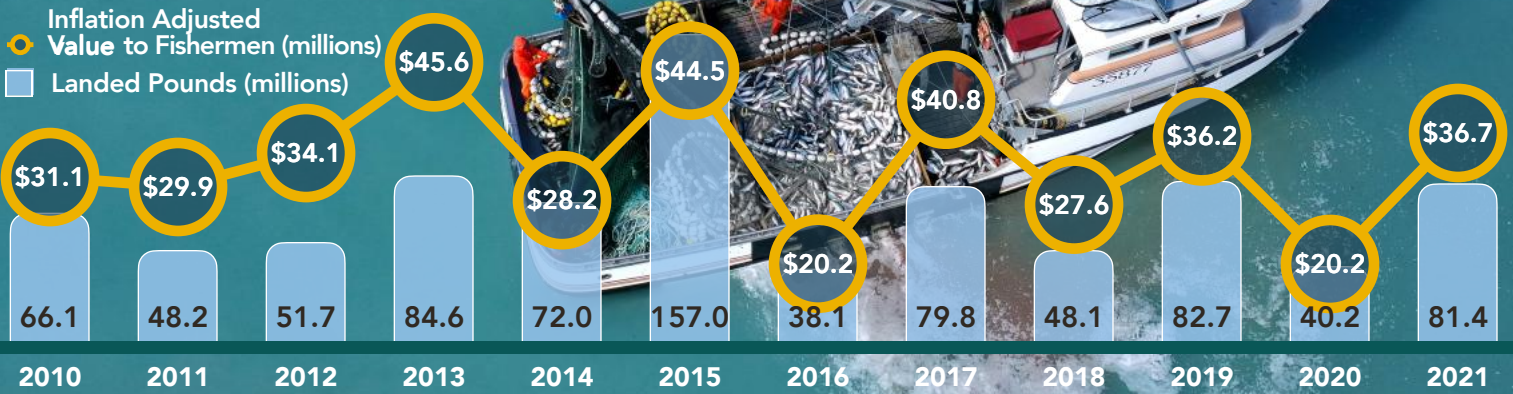
98% CRUDE PETROLEUM





# SEAFOOD INDUSTRY

VALUE & POUNDS OF SEAFOOD LANDED IN VALDEZ



## Seafood Industry

306 Annualized Jobs 2021

UP 10 JOBS IN FROM 2018

# 2021

Seafood is an important source of jobs and workforce earnings for Valdez.

### KEY ECONOMIC DRIVER

In 2021 seafood provided 11% of all community annualized jobs (306), and 9% of total workforce earnings (\$17.4 million). Total count of workers in the Valdez seafood industry is much higher than the annualized job count. Seafood employment peaks in late July/early August with over 900 workers when the processors are at maximum effort.

### PINK SALMON DOMINATED

Pink salmon dominates the Valdez seafood sector, harvested predominantly by purse seine vessels. Because pink salmon run on two-year cycles, the local seafood industry is thus more robust on odd years in Valdez. Over the past 10 years pink salmon represented 97% of total seafood landed in Valdez by pounds, and 95% of the total harvest value of the Eastern District of Prince William Sound, the district that encompasses Valdez Arm and the Port of Valdez. Eastern District represents approximately one-third of the total Prince William

Sound fishery in terms of pounds landed, and just under a quarter in terms of total value.

All other salmon make up two-percent of pounds landed, half of which is chum. Combined, non-salmon seafood makes up less than one-percent of the Valdez fishery.

The gross value of the 2021 catch, \$36.6 million, was 10% higher than 10-year average (adjusted for inflation), and total pounds landed in 2021, 81.4 million pounds, was 11% higher than the 10-year average. Gross total earnings are estimated using average annual ex-vessel prices for each area by species, gear, and delivery type.

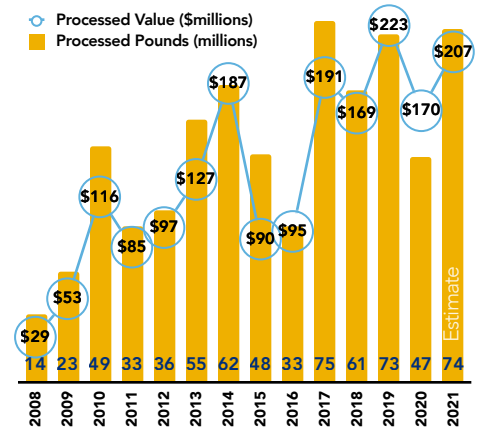
### SEAFOOD PROCESSING

The Valdez fishery is also important to the community due to the logistical road connection the community provides, making it an excellent place to locate fish processing facilities. In 2021 there were 12 seafood processors in Valdez. These processed an

estimated 74 million pounds of seafood with a wholesale value of \$207 million, similar to 2017 and 2019.

While finalized 2022 data is not out yet, the 2023 season is gearing up. According to Cora Campbell, President and CEO at Silver Bay Seafoods: "2022 was pretty solid for an even year due to a good Valdez Fisheries Development Association (VFDA) return of pink salmon. Volume was up over 2020 levels and markets were strong. We expect 2023 to be a good volume year, similar to other recent odd years, but are expecting some softening in the markets from 2022, as is common when supply increases." VFDA is the local hatchery, which releases approximately 250 million pink salmon fry, and 1.8 million coho salmon smolt annually.

### VALUE & POUNDS OF SEAFOOD PROCESSED VALDEZ ALASKA 2008 TO 2021 (NOT INFLATION ADJUSTED)




THE 2021 VALDEZ CATCH			
COMPARED TO THE 10-YEAR-AVERAGE			
Species	10-year avg. pounds landed	2021 pounds landed	Change from 10-year avg.
Pink Salmon	71,431,117	80,259,273	12%
Chum Salmon	1,170,875	670,957	-43%
Coho Salmon	535,863	275,668	-49%
Sockeye Salmon	128,851	110,737	-14%
Halibut, Crab, Black Cod, Chinook	Confidential	Confidential	Confidential
All Other	330,038	9,266	-97%
<b>Pounds</b>	<b>73.6 million</b>	<b>81.4 million</b>	<b>11%</b>
<b>Value Adjusted for Inflation</b>	<b>\$33.4 million</b>	<b>\$36.6 million</b>	<b>10%</b>

### MARICULTURE

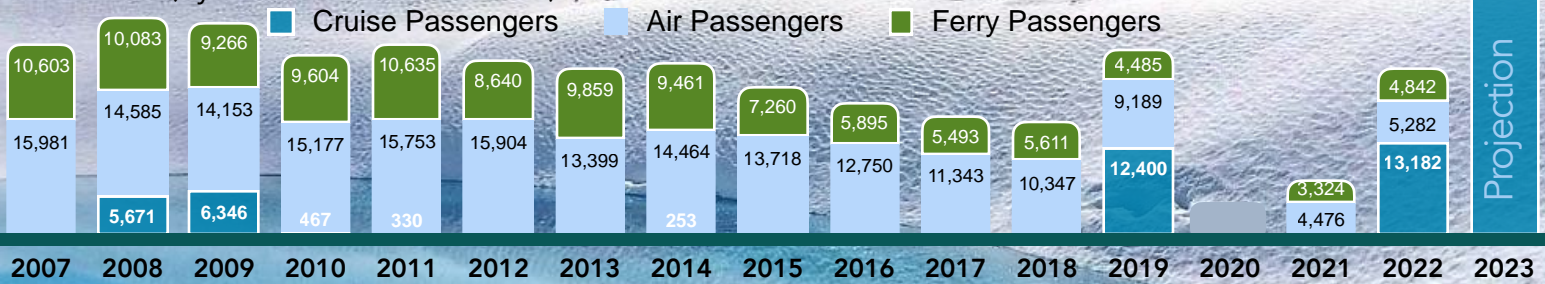
Mariculture is a small, but growing, part of the Valdez economy. The Valdez Native Tribe has a research farm in Gold Creek. In 2023, up to 12 new mariculture farms are expected to open.

Sources: Combination of ADOL Employment and Wage data; US Census Nonemployer (self-employment) Statistics; ADF&G Seafood Production of Shorebased Plants in Valdez Alaska; ADF&G Valdez Alaska Commercial Seafood Industry Harvest and Ex-Vessel Value Information; Alaska Commercial Salmon Harvests and Ex-vessel Values, ADF&G. Seafood Industry includes animal aquaculture, fishing, & seafood product preparation and Alaska resident commercial fishermen (nonresident fishermen & crew who did not report income are excluded). Photo by Jeremy Talbott.



# VISITOR SECTOR

**VALDEZ ARRIVALS**  
(by modes other than road)



## Visitor Industry

323 Annualized Jobs

\$10.3 Million in Wages in 2021

**DOWN 112 JOBS FROM 2018**

# 2021

In 2021 tourism was just starting to come back to

Alaska. Visitor sector jobs still lagged significantly behind pre pandemic levels. Tourism jobs in Valdez were 26% below 2018 levels, although, due to inflation and tourism providers working longer hours, wages actually increased by 6%. Tourism is a leading industry in Valdez. In 2021, the visitor sector made up 12% of all annual average jobs in the community, and five percent of all wages. Those working in the visitor industry earned \$10.3 million in Valdez in 2021 and employed 323 year-round-equivalent jobs.

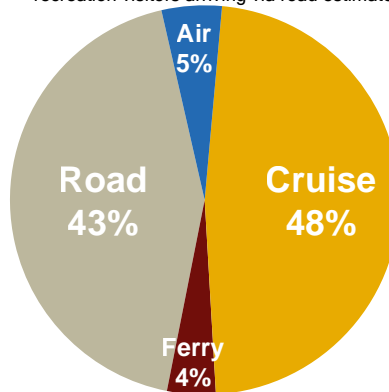
Approximately 25,300 passengers arrived in Valdez in 2022, including all air, ferry, and cruise passengers, and an estimate of recreation visitors arriving via road. In 2023 visitor traffic is expected to increase by 169% to 68,000.

### VISITOR ARRIVALS BY ROAD

The Richardson Highway connects Valdez to Anchorage, Fairbanks, and Canada; and is how most people travel to Valdez. In 2016, the McDowell Group estimated that 77,000 "pleasure visitors" came to Valdez via road. Using traffic volume data averages to approximate volume changes over time, an estimated 50,000 recreation visitors drove to Valdez in 2022. Total arrivals of people by

**Projection of People Arriving in Valdez by Mode 2023**

Includes all air, ferry & cruise passengers, and recreation visitors arriving via road estimate



### TOTAL VISITOR ESTIMATES

2021	56,300
2022	73,300
2023	112,000

road — including truckers, residents, and workers — is much higher.

### AIR PASSENGERS

Air traffic into Valdez has experienced several years of turmoil. In Spring 2020 the only commercial air carrier operating in Valdez, Ravn Alaska, laid off all its staff and filed bankruptcy. While the airline resumed service to Valdez in November 2020, total passenger arrivals in 2020 fell from more than 9,000 passenger arrivals in 2018 to just over 1,000 in 2020. In 2022, 5,000 passengers arrived by air to Valdez. While this represents a significant improvement over 2020, it is about a third of the airplane traffic Valdez had prior to 2015.

### CRUISE TOURISM

Valdez was a highly successful cruise ship port in the mid-1990s. At its peak in 1995, 77 cruise ships bringing more than 80,000 cruise passengers visited Valdez. Holland America removed Valdez from its itinerary in 2002 and Carnival followed in 2003, as post-9/11 security measures no longer allowed visitors to see active pipeline related activities. Most of the last two decades, Valdez received no cruise ship visits at all.

The community invested significantly in developing a more attractive cruise ship port and by 2019 the community had begun to reassert itself as a significant cruise ship port. While the pandemic slowed the momentum, the community hosted 13,182 cruise ship passengers in 2022.

# 2023

In 2023, the number of visitors coming to Valdez is expected to be double 2021 levels,

and 53% higher than 2022. Cruise ship tourism will rebound significantly. Passenger numbers should be nearly three times 2022 levels with more than 57,000 passengers expected. The 2023 cruise ship season will bring six ships making 42 voyages to the community, up from 16 visits in 2022.

### 2023 CRUISE SCHEDULE

Total ships	6
Total voyages planned	42
First ship	May 13
Last ship	September 23

**Sources:** CLIA Alaska & Cruise Line Agencies of Alaska. Combination of ADOL Employment and Wage data and US Census Nonemployer (self-employment) Statistics; Alaska Visitors Statistics Program (AVSP) VII; US Bureau of Transportation Statistics (RITA); Alaska Marine Highway System; Traffic Volume Counts Valdez; **Note:** In this analysis, the visitor industry includes leisure and hospitality businesses, along with air, water & scenic transportation companies. Photo from VS Helicopters.

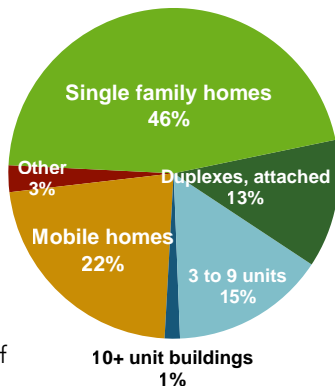




## Housing Indicators

**Housing Tenure:** In Valdez there are 1,550 occupied housing units. Of these 27% are renter occupied, while 73% are homeowner occupied. Typically, the occupied housing tenure ratio is 1/3rd rentals and 2/3rds homeowners, meaning that Valdez's level of rental housing is quite low.

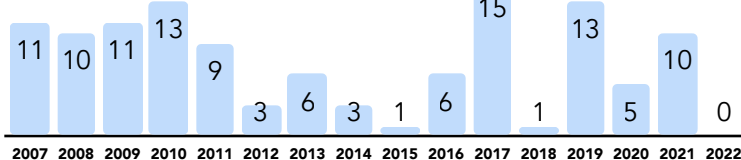
**Housing Stock by Type:** The most unusual aspect of housing in Valdez is the very high percentage of mobile homes that make up the overall housing stock. Statewide 5% of all housing units are made up of mobile homes. In Valdez, despite its vast wealth, mobile homes make up nearly a quarter, 22%, of all occupied housing units. Additionally, Valdez has more than 100 unoccupied mobile homes.



**Housing Affordability:** The definition of being housing cost burdened is spending more than 30% of a household income on housing related costs. In Valdez, just 12% of owner-occupied households are cost-burdened; however, **half** of the renters in Valdez pay more than 30%. According to Zillow, the average value of a single-family home in Valdez in February 2023 was \$278,900.

**Housing Availability:** A clear weakness in the Valdez economy is a lack of sufficient housing units to meet demand. In repeated community and business surveys in Valdez, the top economic need is the development of more housing, with 88% of the public identifying the construction of new housing as a medium to high priority. In the past 10 years, Valdez has added 62 new housing unit to the community, including 53 single-family homes, and 5 new mobile homes.

**VALDEZ NEW HOUSING PERMITS**  
2007-2022



**Sources:** ADOL Employment and Wage data; Quarterly Alaska Housing Unit Survey, a survey of local governments and housing agencies; US Census; Zillow. **Photo credits:** Jeremy Talbott. and Prince William Sound College.

## Health Care Industry

269 Annualized Jobs in 2021

\$13.4 million in Wages

**JOBS DOWN 5% FROM 2018**

**WAGES UP BY 15% FROM 2018**


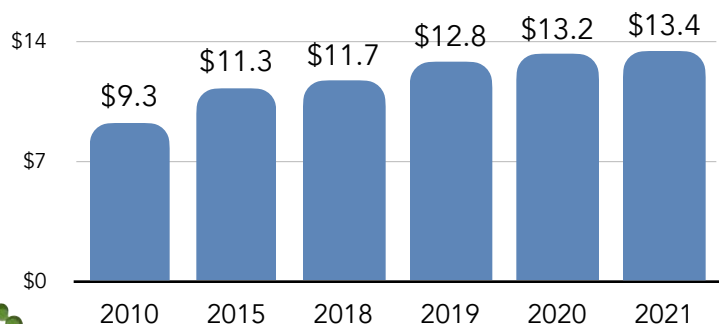
**2021** Health care and social workers in Valdez accounted for 269 jobs in the community, comprising 10% of the workforce in 2021.

The primary health care provider in Valdez is Providence Medical Center, a critical access hospital with 11 acute-care beds and 10 long-term care beds that offers an array of inpatient and outpatient services, including 24-hour emergency services. Also in Valdez are the Valdez Public Health Center and the Providence Counseling Center.

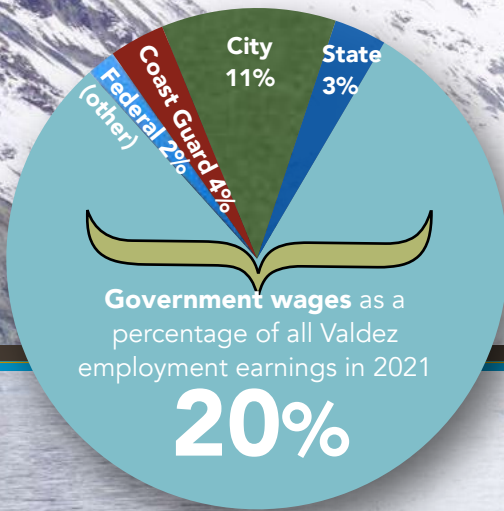
The Valdez health care sector posted declining jobs, a 5% loss of 13 annualized jobs in 2021 compared to 2018. But since wages have been continuing to increase as part of an effort to compete for workers, total earnings for the industry were actually up in 2021 over 2018 by 14.7%.

The decline of health care jobs is part of a larger trend. The community was already facing a shortage of health care workers pre-pandemic due to an aging populace, growing patient volumes, and cuts to university health care workforce programs. Health care worker vacancies have been increasingly harder to fill. The demand for health care workers has intensified nationally and globally, making it even more difficult to attract and compete for workers.

**VALDEZ HEALTH CARE & SOCIAL SERVICES EMPLOYMENT WAGES**  
(IN MILLIONS)



# GOVERNMENT



**Government Jobs 2021**  
**Municipal 314 Jobs -48**  
**Federal 128 Jobs -2**  
**State 176 Jobs -23**  
 Change since 2018:

## Government 558 Annualized Jobs in 2021

**DOWN 73 JOBS IN 2021**

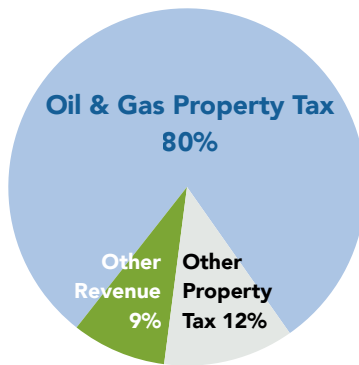
**WAGES UP BY 3% FROM 2018**

**2021** Government wages made up 21% (558) of all Valdez jobs in 2021, and 20% of local employment earnings (\$38 million). Overall public sector wages grew by \$1.1 million from 2018 to 2021, an increase of 3%, while government jobs declined by 73 jobs, a decline of 7%

### CITY GOVERNMENT DOWN 48 JOBS IN 2021 WAGES UP BY 18%

The City of Valdez has sustained a steep workforce decline during the pandemic, losing 13% of all workers between 2018 and 2021, a loss of 48 year-round-equivalent staff. The loss is not due to job cuts, but due to unfilled vacancies. City of Valdez Economic Development Director Martha Barberio points to lack of housing and the rising cost of living as the primary culprits. Despite the losses, total wages increased by 18% over the same period, as the City raises wages to attract workers. City government workers include positions like teacher and police, along with administrative staff. In 2023, 80% of the city's \$53 million general fund revenues is expected to be comprised of property taxes. The property value is fixed pursuant to a five-year settlement between the City and State of Alaska spanning tax years 2021-2025.

### 2023 Budget: City of Valdez General Fund Revenue \$53.2 million



Nearly 90% of the taxable property is concentrated in the TAPS Marine Terminal.

### FEDERAL GOVERNMENT DOWN 2 JOBS IN 2021 WAGES UP BY 3%

In 2021 there were 128 federal workers in Valdez, including active-duty military, with \$10.4 million in earnings.

The primary Federal Government employer in Valdez is the US Coast Guard (USCG). The USCG has several components including 25 Coast Guard at the Maritime Security Unit (MSU); 26 members at the small boat station; 12 members at the Sector Field Office; and 18 crew aboard the cutter Liberty. The cutter Liberty was assigned to Valdez in 2022. In 2001 the Coast Guard MSU Valdez was tasked with waterside security of the terminal

**Sources:** ADOL Employment and Wage data; Alaska Department of Revenue Crude Oil Prices. City of Valdez. Alaska Office of Management Budget. University of Alaska. Interviews of Coast Guard sectors. Photo credit: US Coast Guard


and enforcing maritime security zones in and around the Port of Valdez. In 2004, Coast Guard Station Valdez was commissioned as a standalone multi-mission unit and became the Coast Guard's northernmost Boat Forces unit. U.S. Coast Guard Forces Valdez makes up an important part of the local community. Coast Guard family members attend Valdez Schools and work and volunteer in the community.

### STATE GOVERNMENT LOSSES DOWN 23 JOBS IN 2021 WAGES DOWN BY 8%

For the past ten years, the state government sector has reduced Valdez employment. From 2015 to 2021, state jobs have fallen by 21%, a decline of 30 annualized state workers. More than half of these lost jobs were from Prince William Sound College, which lost 23% of its staff.

### STATE FISCAL PROBLEMS

The State of Alaska has operated in deficit mode without a fiscal plan for the past ten years, using \$19.6 billion from savings accounts to cover budget gaps. In 2022, relief was provided in the form of high oil prices, rising from \$42 per barrel in 2020, to an average of \$100 per barrel in 2022, resulting in a significant, but mercurial, increase to the state general fund. However, in the first three months of 2023 the average price has dropped to \$79 per barrel.



# Valdez Economic Diversification Commission

**Colleen Stephens – Chair**  
Summer Tours & Attractions

**Jim Shirrell – Chair Pro Tempore**  
Contracting & Trades

**Will Stark – Commissioner**  
Banking & Financial Services


**Jamie Berg – Commissioner**  
Food & Beverage


**Anna Bateman – Commissioner**  
Valdez Native Tribe

**Chris Watson – Commissioner**  
Information Technology

**Martha Barberio – Director**  
City of Valdez Economic Development  
Department

*The Economic Diversification Commission is an advisory commission to the City Council on activities related to economic development and diversification in Valdez.*





## Legislation Text

---

**File #:** 23-0262, **Version:** 1

---

**ITEM TITLE:**

Seatrade update

**SUBMITTED BY:** Martha Barberio, Economic Development Director

**FISCAL NOTES:**

Expenditure Required: N/A

Unencumbered Balance: N/A

Funding Source: N/A

**RECOMMENDATION:**

Receive & File

**SUMMARY STATEMENT:**

Colleen Stephens and Martha Barberio attended Seatrade in Ft. Lauderdale, Florida the week of March 27-31. The schedule is attached that Colleen graciously put together. In addition, she made all the contacts and set up the appointments.

Many learning opportunities were gained from this show and how Valdez fits into the Cruise Alaska picture. Communication will be made to the contacts gained and assistance will be offered to the cruise lines. The attached digital version of the City of Valdez cruise ship booklet, Valdez walking map, and sizzle booklet will also be sent to those contacts.

Seatrade Cruise Global meetings:

- Port of Seattle
- Windstar
- Holland America
- Norwegian Cruise Lines
- Explora Journeys
- Carnival Cruises
- Princess Cruises
- Silversea







# Cruising to Valdez, Alaska

Wander to the cruise destination Alaskans choose.

Welcome to Valdez, Alaska. Nestled among the Chugach Mountains and at the head of a fjord along the shores of Prince William Sound, Valdez is located on the homeland of the Chugach Alutiiq/Sugpiaq people of Southcentral Alaska. It is their contributions to this land, past and present, that have allowed our town to blossom into what it is today.

Valdez is a destination where Alaskans come to play. Like the state we call home, our charming coastal town outdoes almost every place on Earth. Here, mountains, glaciers, rainforests and oceans meet, offering experiences unlike anywhere else in the 49th state.

There is a lot of Alaska packed into our small town, so travelers cruising to Alaska will certainly want to include Valdez on their travel itinerary. No matter what travelers are looking for, Valdez has it.



15

RESTAURANTS



12

SUMMER COMMUNITY EVENTS



8

HIKING TRAILS



8

MAJOR GLACIERS



5




COFFEE HUTS

There are more coffee shops than gas stations in Valdez!

## Arriving in Valdez

Step into Alaska's very own paradise.

Those traveling to Valdez by cruise will arrive at the John Thomas Kelsey Municipal Dock or Valdez Container Terminal (VCT). A quick shuttle from the VCT or walk from the dock will bring visitors to most restaurants, breweries, museums and gift shops downtown. The dock is also a popular recreational area for picnics, fishing, sightseeing and community events.



# Endless ways to play: 10 things that make Valdez the best port in Alaska

Your Alaska vacation, curated your way.

## 1. Room to roam.

Alaska sees more than one million cruise visitors each year with many traveling to Southeast Alaska destinations. As a quiet oasis tucked away in Prince William Sound, Valdez is an up-and-coming cruise port destination.

## 2. Adventures are easily accessible.

Being a small town has its perks – and we're not just talking about our charm! Valdez and several of its most desired activities are accessible by foot or a quick shuttle. Visitors can access the Valdez Small Boat Harbor, guided excursions, downtown Valdez and outdoor adventures.

## 3. Glaciers galore.

Experiencing the grandeur of glaciers is easy in Valdez. Prince William Sound is the most glaciated area in Alaska, and glacier viewing is available by land, sea and air.

## 4. Explore marine & land trails.


Kayaking, biking and hiking are some of the premier outdoor activities in Valdez.

## 5. Local eats.

Valdez offers a variety of restaurants, breweries, food trucks and coffee shops to satisfy any craving, all served with a side of stunning views.

## 6. Fishing.

From reeling in massive halibut to experiencing Alaska's world-renowned salmon run, visitors can cast a line via guided fishing charters or renting equipment.



## 7. Solomon Gulch Fish Hatchery.

This hatchery is one of Alaska's largest fishery enhancement programs. Visitors can take self-guided tours and view wildlife such as bears, eagles, sea lions and sea otters.

## 8. Locally-owned businesses.



Visitors are sure to find authentic, locally-sourced goods and souvenirs at art galleries and small speciality shops.

## 9. Fascinating history & living culture.

Local museums and Old Town Valdez, the original townsite before the 1964 earthquake, share a glimpse of the events that shaped our town.

## 10. Wildlife.

From the waters of Prince William Sound to the peaks of the Chugach Mountains, wildlife roams the land, sea and sky. DYK: Prince William Sound is home to more than 220 different species of birds!





Welcome to the  
Port of Valdez, Alaska.

# CRUISE GUIDE





“Visitors to Valdez will disembark on to a five-star marine terminal with unparalleled scenery and activities to suit every taste. We’re here to accommodate vessels and passengers and to create a first class welcoming experience for visitors to this very special region of Alaska.”

- Port of Valdez

# WELCOME TO VALDEZ, ALASKA

Nestled between towering mountains, at the head of a glittering fjord and along the shores of Prince William Sound, is the charming town of Valdez, Alaska.

Valdez was first known as Suacit, which means “the people from the place that rises into view” in the Sugcestun language, and has long been home to the Alaska Native Alutiiq/ Sugpiaq people. In March 2021, the Valdez Native Tribe Board of Directors officially acknowledged Suacit as the Native place name for Valdez.

Visitors from across the world travel to Valdez to experience its stunning views, soaring mountains, premier fishing, delicious cuisine and endless adventures on land and sea. We look forward to welcoming your passengers to our home.

## Contents

- 3 Welcome to Valdez Resources
- 4 John Thomas Kelsey Municipal Dock Kelsey Plaza
- 5 Dock Specs
- 6 Art & Culture
- 8 Around Town
- 9 Map
- 10 Charters & Tours

## Resources

### Economic Development Department

(907) 834-3490  
212 Chenega Avenue  
Valdez, AK 99686  
ed@valdezak.gov

### City of Valdez Ports & Harbors

(907) 835-4564  
300 Airport Road  
Valdez, AK 99686  
harbors@valdezak.gov  
port@valdezak.gov

### Valdez Convention and Visitors Bureau

(907) 835-2984  
309 Fairbanks Drive  
Valdez, AK 99686  
info@valdezalaska.org

## John Thomas Kelsey Municipal Dock

Located within walking distance from most restaurants, breweries, museums, excursions and gift shops in town, the John Thomas Kelsey Municipal Dock is a 600-foot wooden wharf for large cruise ships. The dock, which can accommodate both small and large cruise ships, offers incredible views overlooking the Port of Valdez, a dramatic deepwater fjord.

Over the past 10 years, Valdez has proudly invested in its waterfront. The uplands feature a sizable vehicle/bus pull through for effortless passenger transport, a covered and heated gathering area with picnic tables, on-site visitor information center, access to shore excursions, a kayak launch and restroom facilities.

## Kelsey Plaza

The Kelsey Plaza, located across from the John Thomas Kelsey Municipal Dock, is a 3,600-square-foot gathering space equipped with a covered and heated gathering area with picnic tables and restroom facilities. In addition to being a convenient spot for cruise passengers to congregate, the plaza is available to rent for events like picnics, parties and other special occasions.



“The Kelsey Dock provides walking access to the core of Valdez. As a smaller community in coastal Alaska, with a population of about 4,000, we have many stories to tell and natural sights to share with travelers waiting to experience our corner of Alaska.”

- Colleen Stephens, Local Business Owner



### Kelsey Dock Specs

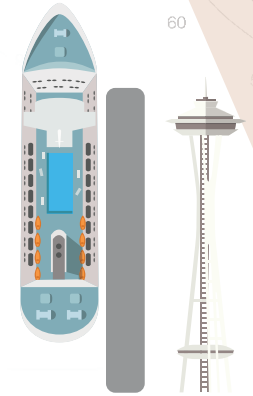
<b>Other names:</b>	Kelsey Dock
<b>Address:</b>	412 Ferry Way, Valdez, AK 99686
<b>Location:</b>	61007°27" N 146021°42"W
<b>Description:</b>	Fixed pier (timber) cruise ship terminal
<b>Vessel Accommodations:</b>	Can accommodate vessels up to 932ft / 283.5m LOA
<b>Dock Length:</b>	600ft / 183m plus dolphins extending at each end
<b>Dock Width:</b>	60ft / 18.2m
<b>Dock Entry &amp; Exit Point:</b>	3
<b>Entry/Exit #1:</b>	24ft x 27ft trapezoidal west bridge / 7.3m x 8.2m
<b>Entry/Exit #2:</b>	50ft x 40ft center bridge / 15.2m x 12.1m
<b>Entry/Exit #3:</b>	120ft x 30ft east end bridge / 36.5m x 9.1m
<b>MML Water Depth:</b>	35ft / 10.6m
<b>Dock Height:</b>	Approx. 21ft / 6.4m at 0 tide (doc surface to water) *i.e. -3 tide = 24ft / 7.3m and +14 tide = 13ft / 3.9m
<b>Width/height restrictions:</b>	None

### Valdez Container Terminal Specs

<b>Address:</b>	1460 Container Terminal Road / Ammunition Island
<b>Location:</b>	61.1271° N - 146.2972° W, approximately 3 miles east of Kelsey Dock and downtown
<b>Description:</b>	Floating Concrete Pier Freight and Cruise ship terminal
<b>Vessel Accommodations:</b>	Can accommodate vessels up to 1,100ft or 335.28 m
<b>Water Depth:</b>	50ft at mean low tide
<b>Dock Length:</b>	700ft with two 250ft dolphins for a total length of 1,200ft
<b>Dock Width:</b>	100ft with two 5ft dolphins
<b>Marshalling Yard Entry/Exit:</b>	1
<b>Entry/Exit #1:</b>	Causeway 2,969'x26'
<b>Dock Entry &amp; Exit:</b>	2
<b>Entry/Exit #1:</b>	East Transfer Ramp 25'x200'
<b>Entry/Exit #2:</b>	West Transfer Ramp 25'x200'

In addition to the Kelsey Dock, the Valdez Container Terminal features a 700-foot floating concrete dock. It is located just a few miles east of downtown and can be used for berthing larger ships or as a second berthing dock.

John Thomas Kelsey Municipal Dock  
Dock length: 600ft / 18.2m  
Average ship size: 745.4ft / 227.2m  
The Space Needle is 605ft tall



### Available Upland Resources

- Restrooms
- Bus turnaround
- Visitor information
- Interpretive elements
- Heated/covered reception area

### Available Dock Services & Resources

- Stevedoring
- Security
- Water
- Garbage
- Mobile fueling
- Oily waste disposal

### Stevedoring Services

North Star Terminal & Stevedore Co. LLC  
PO Box 889, Valdez, AK 99686  
Phone: 907-835-4670  
Fax: 907-835-4723

### Port Manager

Ryan Sontag, Jr.  
Cell: 907-835-4670  
www.northstarak.com

## Art & Culture

### Valdez Museum & Historical Archive

The Valdez Museum & Historical Archive offers two locations, allowing guests twice the opportunity to learn about Valdez's history and living culture. Both locations are within walking distance of the Kelsey Dock.

At the Egan Drive location, visitors can peruse exhibits that share narratives of the region's Alaska Native people, the Gold Rush of 1898, the development of the Trans-Alaska Pipeline and more. The Hazelet location includes the Remembering Old Valdez Exhibit, which showcases a model of Old Town Valdez before the 1964 Good Friday earthquake. Accompanying the model, visitors will find exhibits about the earthquake, current seismic activity in the area as well as a glimpse at daily life in Valdez in the 1950s and 60s.

### Maxine & Jesse Whitney Museum

The Maxine & Jesse Whitney Museum showcases one of the largest collections of Alaskan art and artifacts in the world. Adjacent to Prince William Sound College, the museum was intentionally curated to foster a thirst for knowledge and appreciation of the value of historic and cultural arts and artifacts through the eyes of its founding collectors.

### Local Art

Local artists find inspiration in the beauty that surrounds Valdez. The town's local galleries and shops feature a variety of mediums, from pottery to paintings to jewelry and everything in between.

### Solomon Gulch Fish Hatchery

Located across the bay from downtown Valdez on Dayville Road is Solomon Gulch Fish Hatchery. The largest fish hatchery in the United States, Solomon Gulch rears and releases 270 million pink salmon and 2 million Coho salmon every year. Visitors can take a self-guided tour of the facility, walk the gravel path along the weir to see the fish returning, view commercial fishermen in action, learn more about the sustainable wild fisheries of Alaska and spot wildlife like bald eagles, Steller sea lions, harbor seals and black and brown bears.

### Airmen's Memorial

When the largest-ever recorded earthquake in North America struck Valdez in 1964, an underwater landslide washed away the waterfront of the original townsite. Local airmen dutifully joined in the search and rescue efforts following the devastating earthquake. Unfortunately, their lives were claimed in a plane crash during their humanitarian relief mission. The valiant efforts of these airmen are commemorated by this memorial, located in the new harbor.

### Pipeline Park Viewpoint

The Trans-Alaska Pipeline, one of the engineering marvels of the world, stretches 800 miles from Prudhoe Bay to Valdez, crossing mountain ranges, permafrost and rivers along the way. Constructing the pipeline took thousands of workers, billions of dollars of capital investments and several years to complete. Located across the bay from the city, the Valdez Terminal is built on the northernmost ice-free port in the United States. At the Pipeline Park Viewpoint, visitors can peruse interpretive signage about the history of the pipeline.



## Around Town

### Hiking Trails

Valdez boasts some of the most scenic and historic walking, hiking and biking trails in Alaska. With bike rentals and trailheads easily accessible from the cruise ship docks, a short outing or an hours-long adventure can start as soon as visitors disembark. There are many maintained trails for all ages and experience levels that meander through town or mountain ranges, with views of cascading waterfalls, wildflower meadows, flowing rivers and local wildlife along the way.

### Downtown Valdez & Harbor Areas

Whether visitors are headed out on a glacier and wildlife cruise, headed out on a fishing charter, kayaking to glaciers or simply exploring beautiful Valdez on their own, the adventure begins downtown and on the harbor. Valdez's downtown and harbor areas are easy to walk to from the dock and are lined with local businesses, shops, museums and excursions.

### Restaurants & Cafes

No matter the craving, Valdez has a variety of restaurants that are sure to satisfy guests. Restaurants along the harbor and in downtown serve up fresh local seafood, pizza, tacos, sandwiches, burgers, coffee and more with a seaside view. Visitors are sure to find something delicious and authentically Alaskan to fuel the day's adventures.

### Retail & Gift Shops

Valdez's downtown and scenic harbor are home to a variety of retail and gift shops, which give visitors plenty of opportunities to bring a piece of Valdez home with them. From outdoor gear to handmade crafts, there's something for everyone.



- POINTS OF INTEREST**
- 1 KELSEY DOCK & PLAZA
  - 2 WATERFRONT DISTRICT
  - 3 VISITOR INFORMATION CENTER
  - 4 SALMON & WILDLIFE VIEWING PLATFORM
  - 5 OLD TOWN VALDEZ SITE
  - 6 PIPELINE PARK
  - 7 MINERAL CREEK TRAIL
  - 8 VALDEZ MUSEUM
  - 9 MAXINE & JESSE WHITNEY MUSEUM
  - 10 AIRMEN'S MEMORIAL
  - 11 CIVIC CENTER CINEMA
  - 12 PETER TOTH INDIAN CARVING
  - 13 OLD TOWN EXHIBIT MUSEUM
  - 14 FUEL DOCKS

- PARKS & TRAILS**
- PARKS & TRAILS
  - PLAYGROUNDS
  - PARKS & PICNIC AREAS
  - CAMPING & RV PARKS
- PUBLIC SERVICES**
- PARKING
  - RESTROOMS
  - ATM
  - GROCERY
  - HOSPITAL
  - GAS STATION
  - BOAT LAUNCH
  - FISHING
  - CHURCH
  - PHARMACY
  - DENTIST

- WIFI HOT SPOTS**
- WIFI HOT SPOTS
  - CHARTERS & TOURS
  - HOTELS AND B&BS
  - RESTAURANTS & BARS
  - RETAIL & GIFT SHOPS
  - SCENIC VIEWPOINT
  - WAYFINDING SIGN
  - ARTS AND THEATER
- MUNICIPAL & GOVERNMENT FACILITIES**
- VALDEZ PARKS & RECREATION
  - HARBORMASTER
  - PUBLIC LIBRARY
  - FERRY TERMINAL
  - ALASKA STATE BUILDINGS
  - POST OFFICE
  - U.S. COAST GUARD MARINE & SAFETY UNIT



## Charters & Tours

### In-Town Tours

There are a number of walking tours around town fit for history buffs, foodies and those who just want to explore our beautiful seaside town.

### Charter Boat Tours

There are two tours depending on ports of call. There are 3-hour and 6-hour tours featuring the history of the area and sightseeing. Visitors can trade their large cruise ships for a small ship to take in close-up views of the majestic sound. Along the way, wildlife like bald eagles, puffins, Steller sea lions, seals and whales can be spotted.

### Scenic Helicopter Tours

Visitors can take to the skies and get a bird's-eye view of Valdez on a helicopter tour, which range from 20 minutes to an hour and feature unparalleled views of waterfalls, mountains, glaciers and the town.

### Whitewater Rafting

For a thrilling adventure, visitors can take a whitewater rafting trip down the Lowe River through the jaw-dropping Keystone Canyon. The Lowe River features roaring Class III rapids and meanders through the incredible canyon terrain, with views of two of Alaska's most famous waterfalls: Bridal Veil Falls and Horsetail Falls.

### Glacier Trekking

Nestled between mountain peaks and tumbling into the sea, glaciers are around every bend in Valdez. Visitors can discover these magnificent natural phenomena on a helicopter tour, on a day cruise or by hiking or kayaking to the face of a glacier.

### Kayaking

Visitors can paddle in the majestic Prince William Sound or in one of many freshwater lakes around town navigating mammoth glaciers or observing wildlife.

### Fishing


Prince William Sound is a top fishing destination not only in Alaska, but in the world. Anglers will be elated by the wide variety of fishing excursions departing daily from the small boat harbor. From reeling in "barn door" halibut to wrangling Alaska silver salmon, there's opportunity and fun for fishers of every level. Each summer the city hosts its famous Valdez Fish Derbies, which are the longest-running fish derbies in the state of Alaska.

### Off-Road Adventure Tours

The mountainous terrain and vast trail system make Valdez a perfect spot for an ATV tour through the Chugach Mountains, Thompson Pass or Mineral Creek valley.

### Old Town Valdez Walking Tour

In March 1964, Alaska experienced the largest-ever recorded earthquake in North America. Known as the Good Friday earthquake, the 9.2 magnitude earthquake centered in Alaska's Prince William Sound region. It devastated the original Valdez townsite, also referred to as Old Town Valdez. Present day Valdez is only four miles from the Old Town, where visitors can take a step back in time with a self-guided discovery of the original townsite's remnants and evidence of the expeditious relocation of the resilient community.



"The town never shuts down.  
The people just keep going. Everyone is friendly."

- Joseph List, Valdez Resident



To view other booklets, including  
Doing Business in Valdez or  
Relocating to Valdez, scan here.



@City of Valdez, Alaska - Government



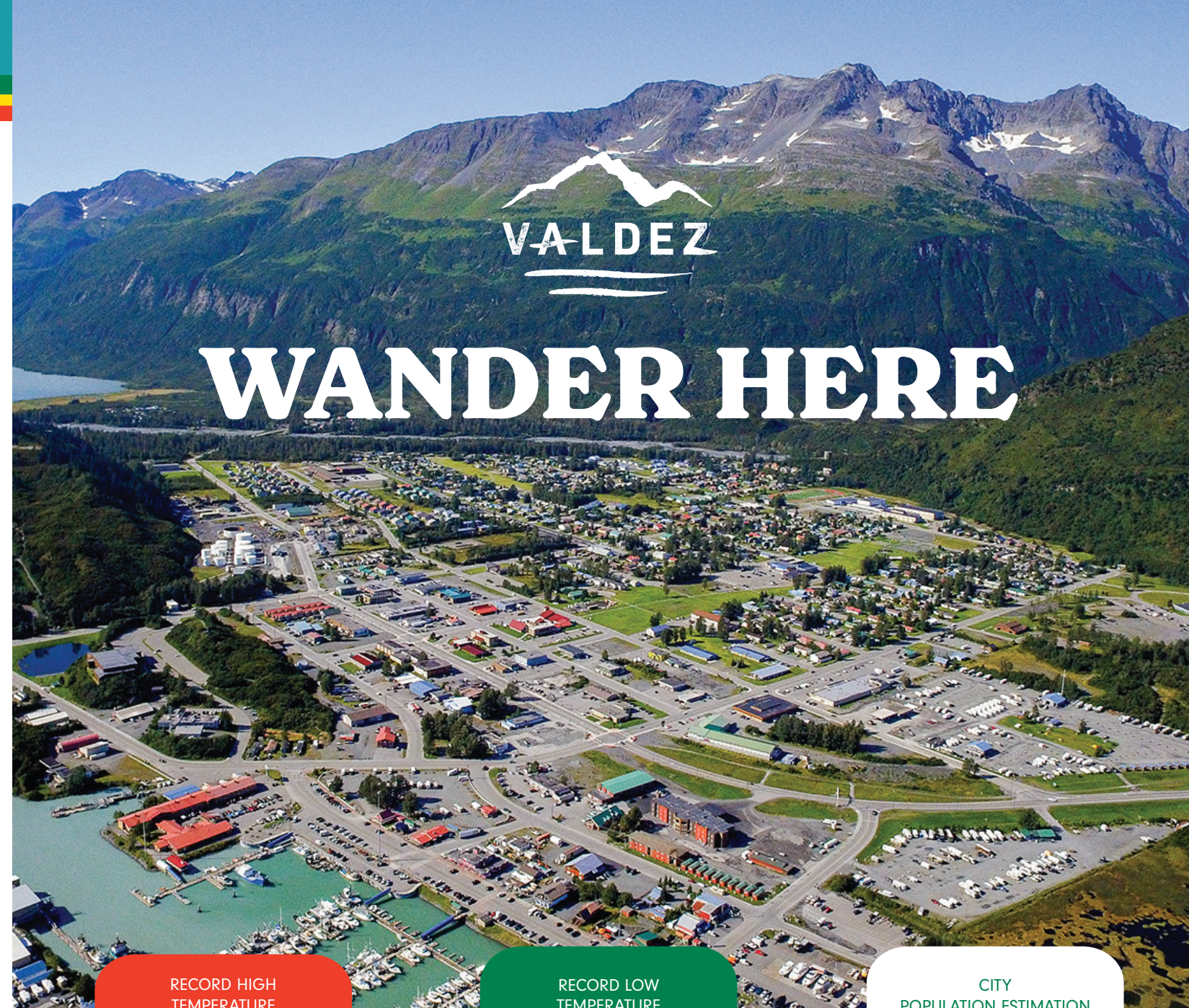
@CityofValdezAK

# VALDEZ BUCKET LIST - HOW MANY CAN YOU CHECK OFF?



- Take an ATV (All Terrain Vehicle) tour.
- Go deep sea fishing on a fishing charter.
- Rent a fishing boat & tackle.
- Go wildlife viewing around town.
- Visit the "Old Town" memorial.
- See a famous giant Peter Toth carving.
- In colder months, get outdoors and enjoy cross-country skiing, fat tire biking and snowshoeing on 33 miles of groomed trails in the snowiest city in America.
- View the dazzling northern lights, best spotted from October to March.
- Attend one of our many annual festivals like the Memorial Day Fish Fry, August's Gold Rush Days or Valdez Ice Climbing Festival.
- Rent a traditional or electric bike to explore town and miles of nearby, scenic trails.
- Hike through Valdez on our miles of pristine trails.
- Embark on an unforgettable glacier and wildlife cruise in Prince William Sound.
- Explore Keystone Canyon waterfalls.
- Book a personal guide & go boating or kayaking on Valdez Glacier Lake.
- Take a self-guided tour of the fish hatchery.
- Catch a show and check out Valdez's talented local performers.
- Visit the harbor to see the day's catch.
- Explore stunning ice caves or go ice climbing on frozen waterfalls.
- Heli-ski or snowboard through our world-famous backcountry.
- Go snowmachining or enjoy one of our two annual snowmachining events.
- Explore our three world-class museums.
- Wander, sip, shop and eat when you visit vibrant shops and local art galleries.

Scan the QR code with your phone's camera to learn more about year-round fun and adventure in Valdez.



RECORD HIGH TEMPERATURE  
**86**

RECORD LOW TEMPERATURE  
**-31**

CITY POPULATION ESTIMATION  
**3,865**

Star Trek character: Cmdr. Will Riker, portrayed by actor Jonathan Frakes in the Next Generation television series and subsequent movies, was born in Valdez in the Year 2335.

## FUN FACTS

On *Deadly Ground* (1994), starring actor Steven Seagal, was filmed at various locations in and around Valdez. These locations included Worthington Glacier, as well as the Valdez Civic Center, the Valdez Airport, and 30 miles (48km) outside Valdez on Thompson Pass in the Chugach Mountains.

RECORD DAILY SNOWFALL  
**5'8"**



Valdez, Alaska has the distinction of being the snowiest town in Alaska. The annual average snowfall is 305.8 inches. The winter of 1989-90 is in the record books as the snowiest winter ever for Valdez with a total of 560.7 inches (46 feet) of snowfall.



**POINTS OF INTEREST**

- 1 KELSEY DOCK & PLAZA
- 2 WATERFRONT DISTRICT
- 3 VISITOR INFORMATION CENTER
- 4 SALMON & WILDLIFE VIEWING PLATFORM
- 5 OLD TOWN VALDEZ SITE
- 6 PIPELINE PARK
- 7 MINERAL CREEK TRAIL
- 8 VALDEZ MUSEUM
- 9 MAXINE & JESSE WHITNEY MUSEUM
- 10 AIRMEN'S MEMORIAL
- 11 CIVIC CENTER CINEMA
- 12 PETER TOTH INDIAN CARVING
- 13 OLD TOWN EXHIBIT MUSEUM
- 14 FUEL DOCKS

**PARKS & TRAILS**

- PLAYGROUNDS
- PARKS & PICNIC AREAS
- CAMPING & RV PARKS
- PUBLIC SERVICES**
- PARKING
- RESTROOMS
- ATM
- GROCERY
- HOSPITAL
- GAS STATION
- BOAT LAUNCH
- FISHING
- CHURCH
- PHARMACY
- DENTIST

**WIFI HOT SPOTS**

- CHARTERS & TOURS
- HOTELS AND B&BS
- RESTAURANTS & BARS
- RETAIL & GIFT SHOPS
- SCENIC VIEWPOINT
- WAYFINDING SIGN
- ARTS AND THEATER

**MUNICIPAL & GOVERNMENT FACILITIES**

- VALDEZ PARKS & RECREATION
- HARBORMASTER
- PUBLIC LIBRARY
- FERRY TERMINAL
- ALASKA STATE BUILDINGS
- POST OFFICE
- U.S. COAST GUARD MARINE & SAFETY UNIT

- downtown walking tour
- maintained hiking trails
- bike trails
- frequent bear sightings
- frequent eagle sightings

