





SKATEPARK ORDER FORM






CONTACT INFORMATION




SKATEPARK CONTACT			
Skatepark Name: Luke Horning Memorial Skate Park		Design #: 9170	
Skatepark Installation Address: 407 Pioneer Dr.			
City: Valdez		State: AK	Zip: 99686
Skatepark Main Contact Name: Cole Beck			
Phone: 907-835-5413		Alt Phone: 907-302-0402	Fax:
Email Address:			
BILLING CONTACT			
Name: Lisa Anderson		Title: Office Manager	
Phone: 907-835-2531		Fax:	
Remit to Address: P.O. Box 307			
City: Valdez		State: AK	Zip: 99686
Email Address:			
EQUIPMENT INSTALLATION CONTACT			
Name: Cole Beck		Title: Park Supervisor	
Phone: 907-835-5413		Alt Phone: 907-302-0402	Fax:
City: Valdez		State: AK	Zip: 99686
Email Address: cbeck@valdezak.gov			

SERIES SELECTION

Please check correct options below for the series you have ordered.

<input checked="" type="checkbox"/> 	<p>A Riding Surface Color</p> <p><input checked="" type="checkbox"/> Maxgrip Tan (Standard) </p> <p><input type="checkbox"/> Other: _____ (additional charges apply)</p>	<p>B Framework Color (one color for all components)</p> <p><input checked="" type="checkbox"/> Black (Standard) </p> <p><input type="checkbox"/> Other: _____ (additional charges apply)</p>
	<p>C Guard Railing System</p> <p><input checked="" type="checkbox"/> Galvanized Vertical Baluster </p> <p><input type="checkbox"/> Other: _____</p>	<p>D Additional sound dampening (with 10% upcharge)</p> <p><input checked="" type="checkbox"/> No <input type="checkbox"/> Yes</p>

<input type="checkbox"/> 	<p>A Riding Surface Color</p> <p><input type="checkbox"/> Skatelite® Tan (Standard) </p> <p><input type="checkbox"/> Skatelite® Black </p> <p><input type="checkbox"/> Other: _____ (additional charges apply)</p>	<p>B Framework Color (one color for all components)</p> <p><input type="checkbox"/> Black (Standard) </p> <p><input type="checkbox"/> Other: _____ (additional charges apply)</p>
	<p>C Guard Railing System</p> <p><input type="checkbox"/> Galvanized Vertical Baluster </p> <p><input type="checkbox"/> Other: _____</p>	<p><input type="checkbox"/> Other: _____</p>

<input type="checkbox"/> 	<p>A Riding Surface Color</p> <p><input type="checkbox"/> Skatelite® Black </p> <p><input type="checkbox"/> Skatelite® Tan </p> <p><input type="checkbox"/> Other: _____ (additional charges apply)</p>	<p>B Guard Railing System Galvanized Vertical Baluster</p> <p>C Enclosures Black HDPE</p>
--	--	---

DELIVERY AND INSTALLATION

1. Any Building Permits Required? No Yes If yes, obtained/filed: Yes No
2. Any Contractor's License(s) Required? No Yes If yes, obtained/filed: Yes No
3. Any Bond(s) Required? No Yes If yes, what type(s): _____

4. Installation Type (Please select A or B)

- A. Full Factory Installation
- Standard Wage Public Funds: \$ _____
 - Prevailing Wage Private Funds: \$ _____
 - A copy of the Prevailing Wage Schedule for your location is required.
- B. Supervised / Community Build Installation
- Labor will be provided by (check all that apply):
- City Employees
 - Community Volunteers
 - A copy of your Workers' Comp insurance certificate is required.

5. List any special delivery instructions: Call Cole. Staff will meet truck at skate park with forks

6. Will a forklift be provided to unload equipment from truck? (Note: Customer must provide a forklift if project is supervised/ community build installation of Pro, X, or Stealth Series)

- Yes - Load capacity: CAT 906 lbs
- No

7. Skatepark pad surface: Concrete Asphalt* Other:

***Please review pad disclaimer and sign**

8. Is the pad ready for equipment placement? Yes No: it will be ready by ___/___/___*

***Please note accuracy of date is important for scheduling installation process**

9. Skatepark pad dimensions are (choose one of the following):

- A. As indicated on 2D drawing
- B. Other - Please provide exact dimensions: _____ x _____

10. Is the skatepark area fenced?

A. Yes - If yes, delivery onto pad will be accessible through (please choose one of the following):

- 10 ft. wide opening or gate
- Will temporarily remove fence
- Skatepark pad is not fenced on all four sides
- Other: _____

B. No

11. The surface area between unloading point and the skatepark pad is (choose any that apply):

- A. Lawn/Grass
- B. Paved Concrete
- C. Paved Asphalt
- D. Rock
- E. Bark
- F. Other: _____

12. Any additional comments:

Old skate park will be removed from concrete pad before scheduled install date.

FORKLIFT DISCLAIMER

American Ramp Company and all their subcontractors and/or agents will endeavor to install your skatepark obstacles with a minimum of disruption to the area surrounding and including the skatepark; however, circumstances and conditions that are beyond our scope of work and out of our control are the responsibility of the owner and/or agent for the owner.

There should be a clear area for the truck to be unloaded that is directly adjacent to the area in which the equipment is to be installed. Travel over concrete, asphalt, lawns or other plantings, American Ramp Company and all their subcontractors and/or agents will not be responsible for damage resulting from moving the equipment to be installed.

Although concrete is the preferred skatepark surface, asphalt may be used. However, equipment used to transport and set the skatepark obstacles is heavy equipment, and as such may cause damage to the asphalt surface. Every precaution will be taken to prevent this but damage may occur under some conditions. In addition, due to the heavy weight of some equipment, settling into the asphalt may occur. The owner will not hold American Ramp Company or their subcontractors and agents responsible for the repairs should they be required.

Any work not included in the original contract, including repairs to surface and surrounding areas shall be paid over and above the contract and/or agreed upon amount.

We would like to suggest the following:

1. Area for unloading the truck should have ample space for a forklift to maneuver and be as close to the skate surface as possible.
2. The space between the unloading site and the skate surface should be minimal (less than 20') and clear of obstructions.
3. If the area between the unloading area and the skate surface consists of lawns or plantings, owner should provide protective matting in the traffic area.
4. If fencing or other barrier protects skate surface, an opening at least 10' wide must be provided for equipment access.
5. If a section of fence/barrier needs to be removed to provide a 10' opening, the owner and/or owner's agent is responsible for the removal and replacement of said 10' section.

Signature



Date

5/11/26

PAD DISCLAIMER

American Ramp Company requires from its customers detailed information about the pad on which the Skatepark equipment is to be installed. In order for American Ramp Company to provide an enjoyable and safe Skatepark, the following information is required before American Ramp Company will accept a Sales Order:

- Verify the pad dimensions of Length and Width if rectangular in shape.
- If the pad is irregular in shape, provide an AutoCAD .DWG or .DXF file of the pad if possible.
- If no AutoCAD file is available, make a detailed sketch and record any relevant dimensions.
- Verify whether the pad is concrete, asphalt*, or some other material.
***If pad is asphalt, ramps may settle over time and could require adjusting. American Ramp Company does not warrant and is not responsible for complications caused from the placement of ramps on asphalt.**
- Provide detailed elevation dimensions for any multi-tiered pads.
- If the pad is indoors, locate any wiring, plumbing, or other obstructions or potential hazards in the floor that would prevent the ramps from being anchored properly.
- If the pad is indoors, locate any overhead obstructions, low ceilings, or other potential hazards to skaters.
- If the pad is indoors, locate any doors, fixtures, or any other items that must remain accessible.
Check for any unusual drainage slopes or crowning that would prevent skate equipment from being anchored flat to the pad.
***If pad is unlevel and we're unable to match our ramps flush, customer has the option to pay us \$100/hr plus materials to fix the issue.**
- Locate any drain grates, seams, or large cracks that would pose hazards to skaters.
- Locate any light poles, fire hydrants, planters or rails on the pad.
- Locate any fencing as well as any gates in the fencing so they are not obstructed.
- Locate any 3rd party skate equipment and include detailed measurements of the equipment if ARC equipment is to be placed adjacent.

American Ramp Company shall not be held responsible for any damages or delays in manufacturing or installation as a result of inaccurate pad information. Additionally, changes in the pad that result in a redesign of the Skatepark after a sales order has been accepted may incur additional charges for restocking, design work, or installation at ARC's sole discretion. Any changes as noted above after the acceptance of a sales order also voids any promised installation date and may be rescheduled for delivery and installation at ARC's sole discretion.

I hereby certify that I have read and agree to the preceding terms and conditions and forfeit the right to any recompense against American Ramp Company, its subsidiaries, and/or its agents should I fail to provide the information required above as outlined.

Signature:  Date: 5/11/26

SIGNAGE

Have you thought about what type of signage to use for your skatepark? If you do not already have plans for signage you may want to consider purchasing one of our signs. Our attractive signs are available in aluminum with vinyl lettering. The sign measures 30 x 46 inches and stands almost 7 feet once installed.

If you would like signage from us, all we need is:

1) for you to select single-sided or double-sided

2) provide us with the verbiage that you would like for us to use. For liability reasons ARC cannot recommend verbiage for your community so be sure and check with your insurance company as to exactly what you want on your skatepark signage.

Do you want to purchase signage for your skatepark through ARC?

No Thank You

Yes

\$1,300 Aluminum with Vinyl Lettering – single-sided

\$1,800 Aluminum with Vinyl Lettering – double-sided

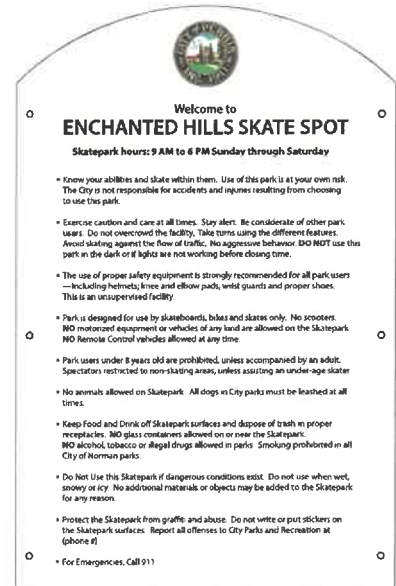
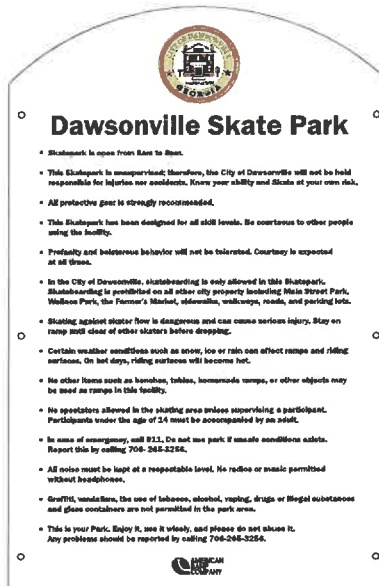
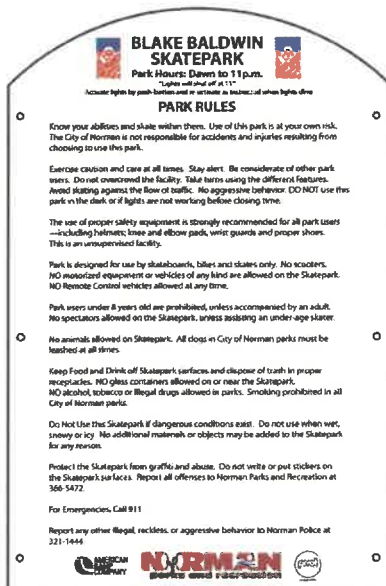
If double-sided please check what you want on second side

Duplicate Verbiage

ARC Logo

Blank

Example Signage Below



SIGN VERBIAGE

Please type verbiage below or email to your sales representative. You can reference examples from page 8 of the Skatepark Order Form.

If sign verbiage is not received within 1 week of the order form ARC cannot guarantee sign will be shipped with the skatepark. If sign has to be shipped separately the customer will be responsible for all shipping charges.

City of Valdez Parks and Recreation logo

LUKE HORNING MEMORIAL SKATE PARK

Park Rules

Welcome! Help keep this park safe, clean, and fun for everyone:

- ? Use this facility at your own risk
- ? Do not use the park in unsafe conditions (wet, icy, snowy, or poor visibility)
- ? Park hours: 9 AM - 10 PM (closed when dark)

Sharing the Park

- ? Skateboarders and inline skaters have priority on park features
- ? Be aware of others—take turns and respect all skill levels
- ? No bikes on features in use by skaters
- ? No motorized vehicles of any kind

Safety

- ? Helmets and protective gear are strongly recommended
- ? No fighting, abusive language, or unsafe behavior
- ? Parents/guardians: please supervise young users

Keep the Park in Great Shape

- ? No food or drinks on ramps or skating surfaces
- ? No glass containers, alcohol, drugs, or smoking
- ? Do not bring outside ramps, obstacles, or materials
- ? No graffiti, stickers, or damage to park features

City Regulations

- ? All users must follow the City of Valdez Parks and Recreation Code of Conduct
- ? City codes regarding noise, curfew, alcohol, and cannabis apply
- ? The City may revoke park privileges for rule violations

To report damage or concerns, contact Parks & Recreation: 907-835-2513

For emergencies, call 911

Please help keep this park clean, safe, and open for everyone to enjoy.



601 McKinley Ave, Joplin, MO 64801
 Toll-free: 800-RAMP-778
 sales@americanrampcompany.com



Quote #	Design #	Customer	Date	Designer
Q29078.4	9170	City of Valdez, AK	4-28-26	Cody McEntire

<u>Item</u>	<u>Obstacle</u>	<u>Height</u>	<u>Width</u>	<u>Length</u>
1	Quarter Pipe	3.0'	4.0'	10.0'
2	Quarter Pipe	3.0'	4.0'	10.0'
3	Quarter Pipe	3.0'	4.0'	10.0'
4	Quarter Pipe	3.0'	4.0'	10.0'
5	Quarter Pipe	3.0'	4.0'	10.0'
6	Quarter Pipe	5.0'	4.0'	12.0'
7	Quarter Pipe	5.0'	4.0'	12.0'
8	Quarter Pipe Raked	4'-5'	4.0'	12.0'
9	Quarter Pipe	4.0'	4.0'	11.0'
10	Quarter Pipe	4.0'	4.0'	11.0'
11	Quarter Pipe	4	4.0'	11.0'
12	Spine	2.0'	4.0'	12.0'
13	Spine	2.0'	4.0'	12.0'
14	Planter (2' wide)	3.0'	2.0'	23.0'
15	Wedge, Flat, Wedge	1.5'	6.0'	18.0'
16	Wedge, Flat, Stair	1.5'	4.0'	17.0'
17	Grind Rail (Round)	1.5'	2"	8.0'
18	Wedge, Flat, Stair	1.5'	4.0'	17.0'
19	Grindbox (2' Wide)	1.0'	2.0'	10.0'
20	Pyramid Section (Wedge)	2.0	8.0'	24.0'
21	Wedge, Flat, Wedge	2	8.0'	24.0'
22	Grind Ledge	1.5	6"	24.0'
23	Bank Ramp (Wedge)	2	8.0'	8.0'
24	Bank Ramp (Wedge)	2	8.0'	8.0'
25	Grind Rail, Kinked (Round)	1.5	2"	18.0'
26	Grind Rail (Round)	1	2"	20.0'
27	Grindbox	1	4.0'	10.0'
28	Bank Ramp	3	4.0'	13.0'
29	Bank Ramp	3	4.0'	13.0'
30	Bank Ramp	4	4.0'	13.0'
31	Bank Ramp	4	4.0'	13.0'
32	Bank Ramp	4	4.0'	13.0'
33	Grindbox	8"	4.0'	10.0'
34	Grindbox	15"	2.0'	14.0'

	<u>Pro Series</u>
Subtotal	\$181,925.17
Custom Grand Opening Package	\$8,000.00
TOTAL	\$189,925.17

Notes:

- Includes obstacles, shipping, supervised installation, and prevailing wage.
- Includes custom grand opening package with pro skater, video & edit, skateboard decks, and t-shirts.
- Excludes sales tax and bonding. If applicable, call for revised quote. Quote valid 30 days.

Signature: Colt Berk Date: 5/11/26