

Valdez Senior Center, Inc.

# VALDEZ COORDINATED COMMUNITY TRANSPORTATION PLAN 2021

Image by Ed Pinsky  
Valdez, Alaska



## TABLE OF CONTENTS

Introduction	2
History	2
Location	3
Population	4
Race & Ethnicity	4
Senior Population	5
Disabilities by Type	6
Households	7
Income	8
Poverty	8
Climate	9
Assessment of Available Resources and Services	9
Community Partners	10
Transportation Resources	11
Gaps in Service	12
Objectives and Strategies	13
Objectives	17
Priority of Projects	17

## TABLES

Table 1: Population by Age Range	4
Table 2: Race & Ethnicity	4
Table 3: Projected Senior Population	5
Table 4: Senior Population Snapshot	5
Table 5: Disabilities by Type	6
Table 6: Household Populations	7
Table 7: Housing Availability	7
Table 8: Housing Structure Type	7
Table 9: Income	8
Table 10: Poverty	8
Table 11: Climate	9
Table 12: Means of Transportation	11
Table 13: Rides	11
Table 14: Valdez Yellow Cab Prices	12

## Attachments

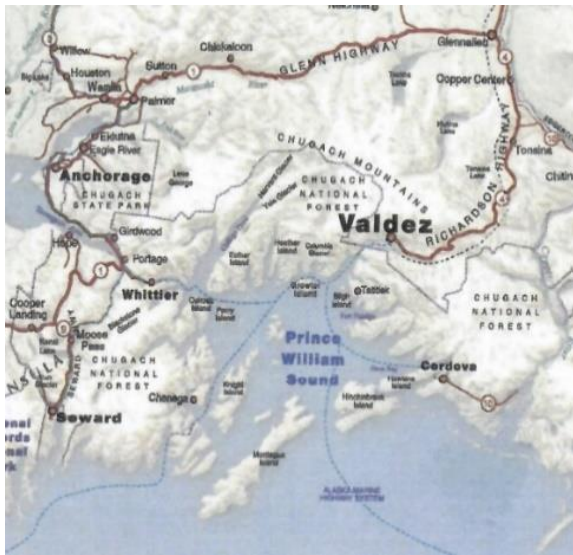
## INTRODUCTION

On December 15, 2015, the Valdez City Council approved the 2016 Valdez Coordinated Community Transportation Plan. At that time, Connecting Ties, Inc. was the lead agency as a transportation provider in the community. In 2016, Connecting Ties, Inc. opted to discontinue managing transportation services in Valdez and focused solely on providing services to their clientele – persons with developmental disabilities. This left a significant gap in the transportation services available to senior citizens and persons with disabilities.

In 2016, the Valdez Senior Center, Inc. (VSC), working closely with the Alaska Department of Transportation (ADOT), stepped in as the lead agency to fill a much-needed gap in the unfilled transportation needs of Valdez. The VSC has been pleased to take the leadership role to ensure transportation needs are met for seniors and disabled individuals in the community.

The commitment to providing a valuable transportation program remains a unifying focus. The city of Valdez has a long history of community partnership between non-profit organizations and public and private entities that has continued to be strengthened. Such strong collaboration between these agencies and community groups has solidified the success of the transportation program in Valdez.

## HISTORY OF VALDEZ



The town of Valdez was established in 1898 as a debarkation point, with an excellent ice-free harbor, for men seeking a route to the Klondike gold region. It was originally called “Copper City”, but the name was changed when the Valdez post office was established in 1899. Valdez soon became the supply center of its own gold mining region. Its population was 315 in 1900, growing to 554 in 1950. The primary industries in Valdez are oil, tourism, fishing, and government.

On March 27, 1964, the Great Alaskan Earthquake occurred in the Prince William Sound. The 9.2 magnitude quake is the most powerful earthquake on record in North America and lasted just over 4.5 minutes. The epicenter was 56 miles west of Valdez. Due to extensive damage from the quake and

thousands of ensuing aftershocks, the town was rebuilt on higher ground four miles away.

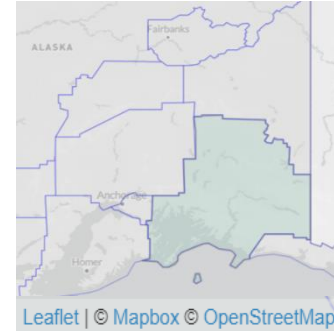
The Trans-Alaska Pipeline System, built to transport oil from Prudhoe Bay in northern Alaska south to Valdez, was completed in 1977. At 800 miles in length, it employed tens of thousands of people during construction and is still one of the world’s largest pipeline systems.

Valdez is largely known for its oil port and its association with the 1989 Exxon Valdez oil spill which occurred about 25 miles from Valdez. Approximately 10.8 million gallons of oil spilled into the Prince William Sound severely affecting wildlife and the environment. The monumental task of cleaning up the oil spill was headquartered in Valdez.

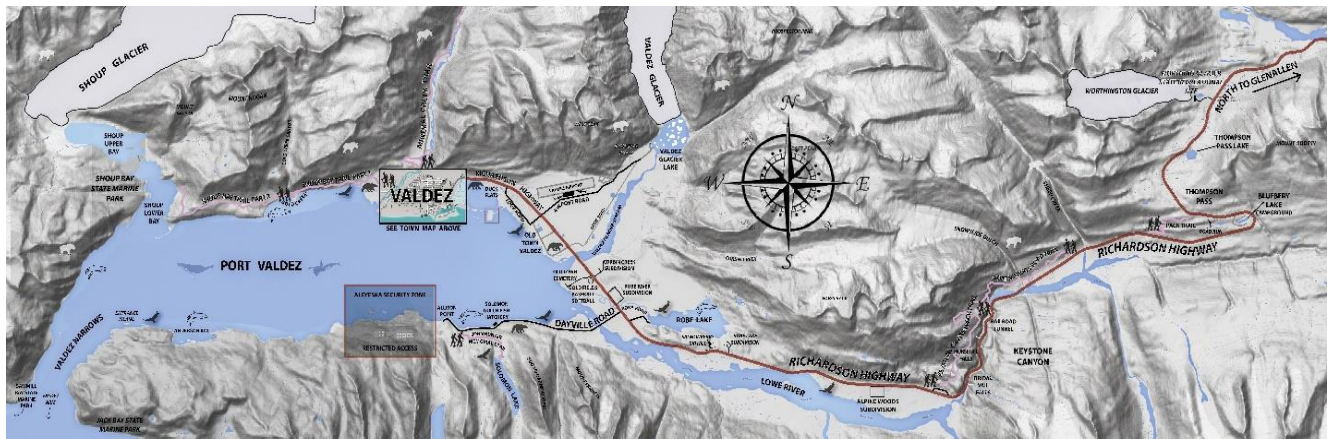
Despite these pivotal points in the city’s history, Valdez has endured and remains a close-knit community.

## LOCATION

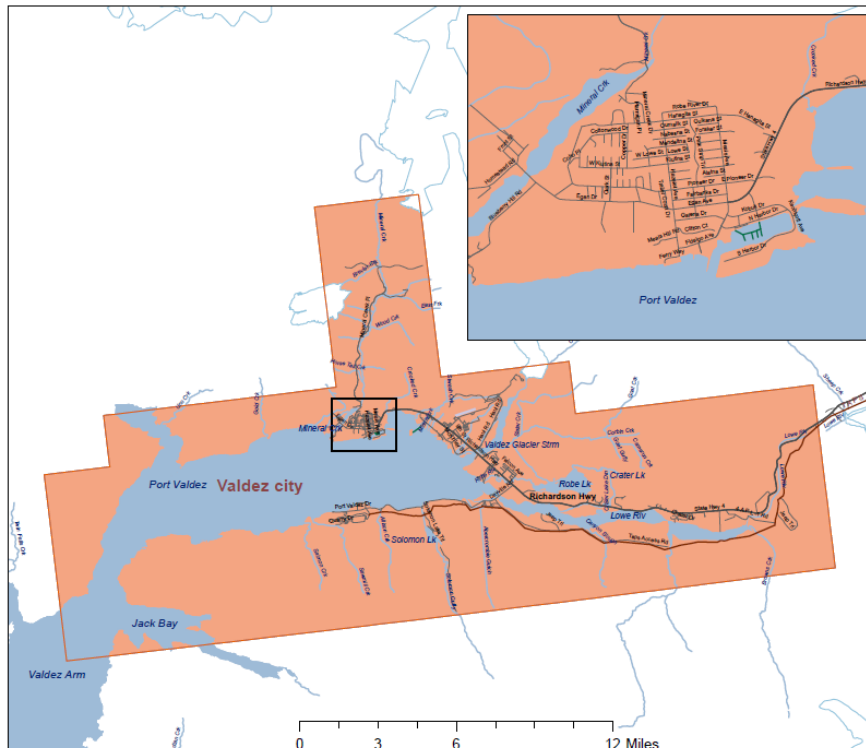
According to the 2019 American Community Survey, the Valdez-Cordova Census Area covers 34,221.9 square miles. There are 9,243 people in the Valdez-Cordova Census Area with .3 persons per square mile. It is the fifth largest “county” in Alaska by area and is bordered by Yakutat City and Borough, Anchorage Municipality, Southeast Fairbanks Census Area, Matanuska-Susitna Borough, and Kenai Peninsula Borough per the 2010 Census.



Located in south central Alaska, Valdez is a coastal community on the northeast edge of Prince William Sound. Although the city limits of Valdez cover 212.7 square miles, much of it is uninhabited, with 18.1 persons per square mile.



## Valdez City

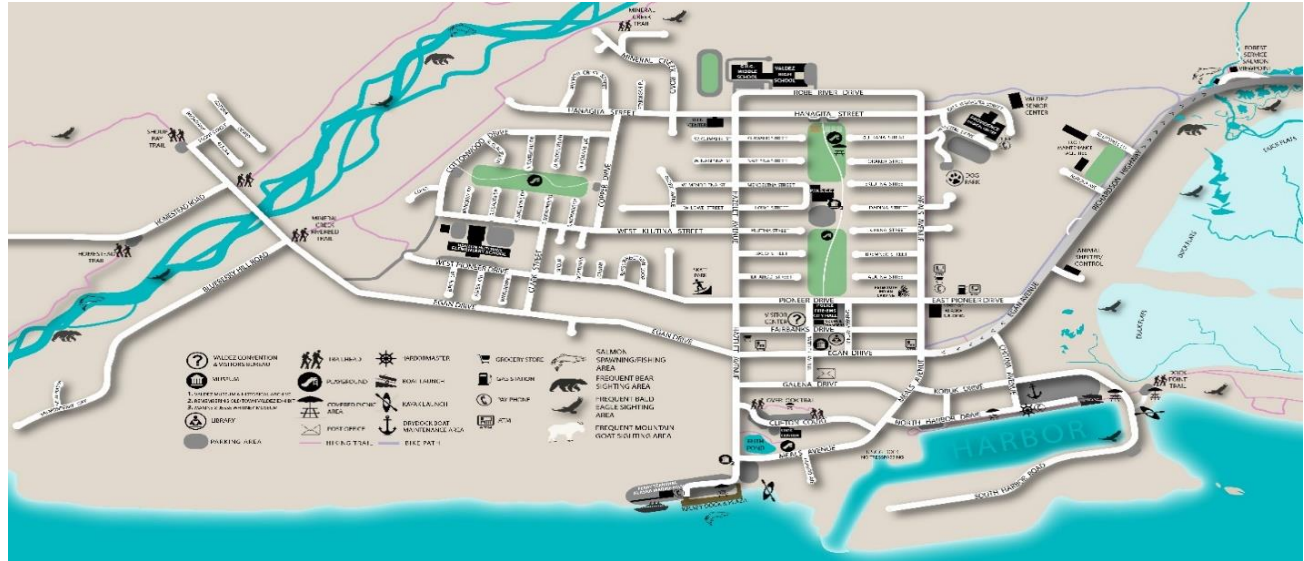


The only roadway in and out of Valdez is the historic Richardson Highway. The highway traverses Thompson Pass at an elevation of 2,805 feet and continues through Glennallen, the nearest community, 115 miles away. From Valdez, there are 305 road miles to Anchorage and 364 road miles to Fairbanks.



## POPULATION

The community of Valdez is a small, remote city sandwiched between the waters of Prince William Sound and the towering Chugach Mountains. Per the American Community Survey of 2019, Valdez is home to 3,847 residents; the population is 53% male and 47% female.



### Population by age range

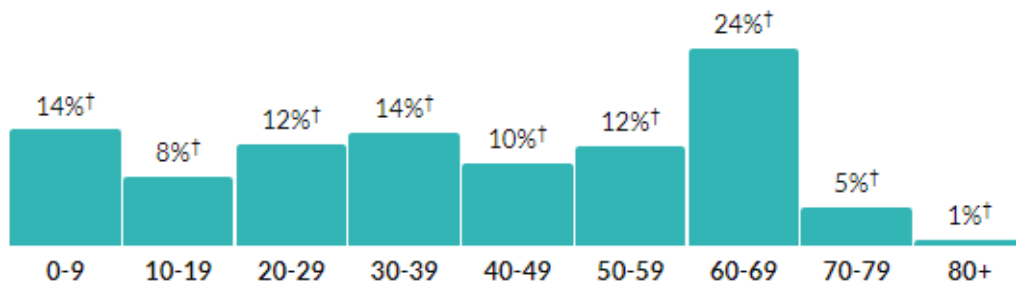


TABLE 1: The median age in Valdez is 43.3 years old. ACS 2019

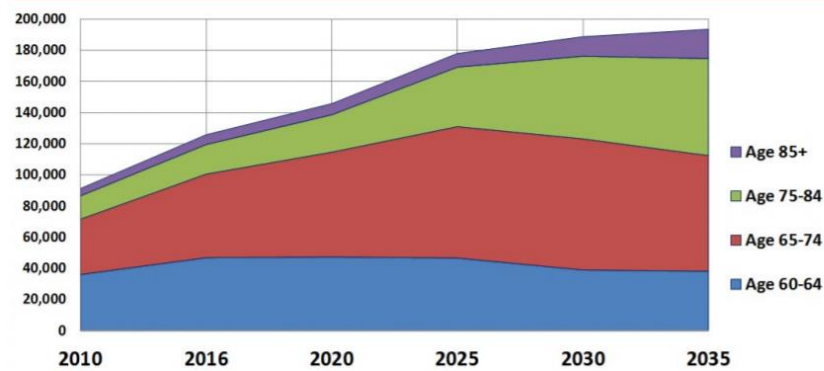
### Race & Ethnicity



\* Hispanic includes respondents of any race. Other categories are non-Hispanic.

[Show data / Embed](#)

TABLE 2: The community is homogenous with 86% identifying as White in Valdez. ACS 2019

**Projected Alaska Senior Population by Age Group, 2010-2035**

Source: Alaska Department of Labor, Workforce and Development, Research and Analysis, 2016 Population Projections

TABLE 3: *Projected senior population in Alaska*

**Population Growth**

- Alaska continues to be the fastest growing senior population per capita for the ninth consecutive year. In three states, the age 65 and over population increased by 50% or more between the years of 2007 and 2018: Alaska (69%); Nevada (57%); Colorado (57%).

Source: 2020 Profile of Older Americans, Administration on Aging.

- Alaska's population has been declining steadily since its peak in 2016. Today, Alaska's population is less than it was in 2012:

2012	2016	2020
731,005	740,637	728,903

- Alaska's population of seniors age 60+ continues to grow and increased 56.4% between 2010 and 2020.
- The senior population is the fastest growing demographic in the state, exceeding youth under 19 (199,809) and adults age 19-59 (386,995).
- Total population declined 0.5% from 2019 to 2020 due to net migration and falling birth rate.
- Despite this year's statewide population declines, those age 60+ increased by 2.3%.
- In 2020, Alaskans age 60+ represent 19.5% of the state's total population.
- Alaska's senior population has increased in all regions across the state from 2010 to 2020, with all regions experiencing an increase.
- Southeast Alaska continues to have the highest concentration of seniors where almost one in four residents in the region is an adult age 60+.

Source: Alaska Department of Labor Workforce and Development, Research and Analysis, 2020 Population Estimates and David Howell, Alaska's Demographer

**Senior Population Growth: Age 65+**

2011-2018 US Ranking	AK Growth, 2007-2018	US Average Growth, 2006-2018
#1	69%	30%

TABLE 4: *Senior population snapshot. Alaska Commission on Aging 2019-2020*

**Disability****10.3%** +/- 1.8%

Disabled population in Valdez-Cordova Census Area, Alaska

**12.6%** +/- 0.1%

Disabled population in the United States

Table: DP02  
Table Survey/Program: 2019  
American Community Survey 5-Year Estimates

**Types of Disabilities in Valdez-Cordova Census Area, Alaska**

Hearing difficulty - 6.1%



Vision difficulty - 2.0%



Cognitive difficulty - 3.9%



Ambulatory difficulty - 3.6%



Self-care difficulty - 1.9%



Independent living difficulty - 3.5%

TABLE 5: *Disabilities by type population in Valdez-Cordova*

## Households

**1,552**

Number of households

Valdez-Cordova Census Area: 3,177

Alaska: 253,346

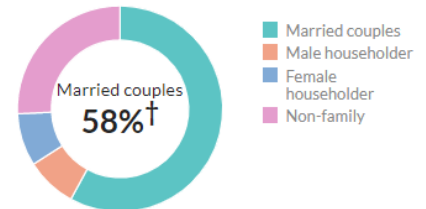
**2.4**

Persons per household

about 80 percent of the figure in Valdez-Cordova  
Census Area: 2.8

about 90 percent of the figure in Alaska: 2.8

## Population by household type



[Show data](#) / [Embed](#)

TABLE 6: Household populations in Valdez. ACS 2019

## Units & Occupancy

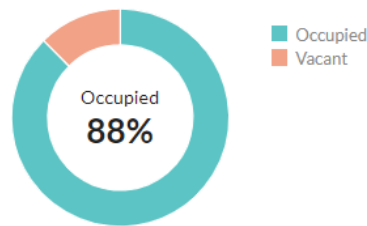
**1,773**

Number of housing units

Valdez-Cordova Census Area: 6,181

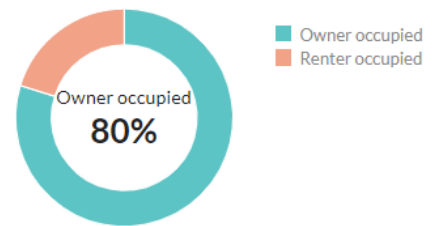
Alaska: 316,901

## Occupied vs. Vacant



[Show data](#) / [Embed](#)

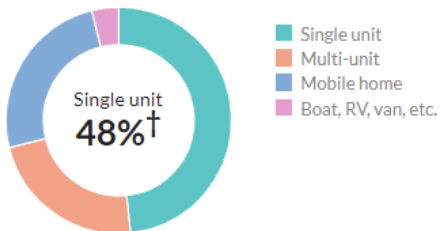
## Ownership of occupied units



[Show data](#) / [Embed](#)

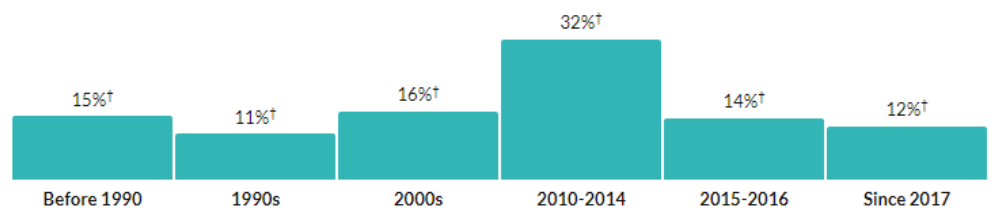
TABLE 7: Housing availability. ACS 2019

## Types of structure



[Show data](#) / [Embed](#)

## Year moved in, by percentage of population



[Show data](#) / [Embed](#)

TABLE 8: Housing structure type in Valdez. ACS 2019



## Income

**\$47,293**

Per capita income

about 25 percent higher than the amount in Valdez-Cordova Census Area: \$38,907

about 1.3 times the amount in Alaska: \$36,787

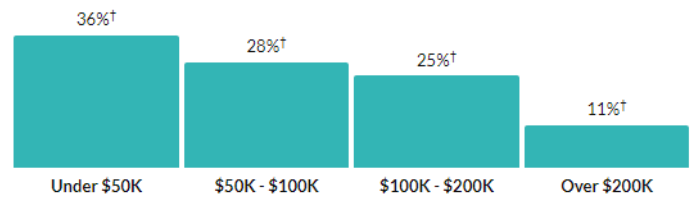
**\$85,085**

Median household income

about 10 percent higher than the amount in Valdez-Cordova Census Area: \$79,867<sup>†</sup>

about 10 percent higher than the amount in Alaska: \$77,640

## Household income

[Show data / Embed](#)Household income (Table B19001) [View table](#)

Column	Valdez				Valdez-Cordova Census Area				Alaska			
Under \$50K	35.5% <sup>†</sup>	±11.5%	551	±190.9	30.8% <sup>†</sup>	±6.5%	979	±213.9	30.7%	±0.7%	77,822	±1,817.9
\$50K - \$100K	28.4% <sup>†</sup>	±8.7%	441	±146	32.9% <sup>†</sup>	±5.6%	1,044	±186.9	31.6%	±0.7%	80,067	±1,719
\$100K - \$200K	24.7% <sup>†</sup>	±8%	383	±132.4	25.6% <sup>†</sup>	±5.7%	812	±186.5	29%	±0.6%	73,548	±1,656.8
Over \$200K	11.4% <sup>†</sup>	±5.6%	177	±89	10.8% <sup>†</sup>	±4%	342	±127	8.7%	±0.3%	21,909	±738

TABLE 9: *Income in Valdez. ACS 2019*

## Poverty

2021 POVERTY GUIDELINES FOR THE 48 CONTIGUOUS STATES AND THE DISTRICT OF COLUMBIA		2021 POVERTY GUIDELINES FOR ALASKA	
PERSONS IN FAMILY/HOUSEHOLD	POVERTY GUIDELINE	PERSONS IN FAMILY/HOUSEHOLD	POVERTY GUIDELINE
For families/households with more than 8 persons, add \$4,540 for each additional person.		For families/households with more than 8 persons, add \$5,680 for each additional person.	
1	\$12,880	1	\$16,090
2	\$17,420	2	\$21,770
3	\$21,960	3	\$27,450
4	\$26,500	4	\$33,130
5	\$31,040	5	\$38,810
6	\$35,580	6	\$44,490
7	\$40,120	7	\$50,170
8	\$44,660	8	\$55,850

TABLE 10: *Comparison of 2021 poverty guidelines between Alaska and the 48 contiguous states and the District of Columbia*

Persons living below the poverty line in Valdez is 8.2% (slightly higher than the rate in the Valdez-Cordova Census Area of 7.8% and approximately three-quarters of the rate in Alaska at 10.7%). ACS 2019

## CLIMATE

Valdez is especially known for the large amount of snow it receives with an average annual snowfall of 327 inches. The average temperature low in January is 19°F, the coldest month of the year in Valdez, but still warmer than most places in Alaska. Contrastively, in the summer, July is the warmest month of the year with an average high of 62°F, which makes Valdez cooler than most places in Alaska.

### Climate Valdez - Alaska

	Jan	Feb	Mar	Apr	May	Jun
Average high in °F	28	31	36	45	55	61
Average low in °F	19	21	24	31	39	46
Av. precipitation in inch	6.58	5.79	4.54	3.42	2.88	2.75
Av. snowfall in inch	68	61	48	21	2	0

The average annual precipitation in Valdez is 69.03 inches, making it wetter than most places in the state.

September is the wettest month in Valdez, with 9.6 inches of rain and 20.4 days of rain.

Valdez receives precipitation 200 days per year on average in the form of rain, snow, sleet, or hail.

	Jul	Aug	Sep	Oct	Nov	Dec
Average high in °F	62	61	54	44	33	30
Average low in °F	49	47	41	33	24	22
Av. precipitation in inch	4.04	7.30	9.61	8.24	5.64	8.24
Av. snowfall in inch	0	0	1	11	43	72

TABLE 11: *Climate data. In Valdez, there are no “comfortable months” with temperature highs in the 70-85°F range. US Climate Data 2021*

## ASSESSMENT OF AVAILABLE RESOURCES and SERVICES

Valdez is the home of several agencies which provide various support and services for seniors, people with disabilities, and low-income and native populations. Both the City of Valdez and the community have consistently demonstrated support of these organizations and the individuals they serve.

Coordination would not be possible without a group effort. Valdez community organizations traditionally pool resources and work as a team to provide enhanced mobility services for seniors and individuals living with disabilities. Due to the determination of the Valdez Senior Center, Inc. and community partners, the identified populations can utilize valued services from local agencies.

**COMMUNITY PARTNERS & PROVIDERS**

**Valdez Senior Center, Inc. (VSC)** is a non-profit organization whose mission is to serve as community support for the seniors of Valdez, while enhancing their quality of life through care and services. The VSC has served in the capacity of lead transportation agency for Valdez since 2016.

**Advocates for Victims of Violence (AVV)** is a non-profit that fights against violence. Since 1981, they have been committed to helping victims of domestic violence and sexual assault in the Prince William Sound and Copper River Valley. AVV operates two crisis hotlines and provides confidential services to victims and their families. They own an 8-passenger van to provide transportation for clients.

**Connecting Ties, Inc. (CTI)** is based in Valdez and serves clients with intellectual, developmental, and physical disabilities. Connecting Ties, Inc. is open Monday through Friday from 8am-5pm. Rides are provided for Medicaid-approved clients in their van or wheelchair-accessible van.

**Connections to Care, Inc. (CTC)** provides compassionate support and care to individuals during times of illness or medical need. CTC owns a wheelchair accessible van that is also utilized by the Valdez Senior Center.

**Frontier Community Services (FCS)** has been providing services for individuals with developmental disabilities living in the Valdez area since the late 1990s. FCS is open Monday through Friday from 9am-5pm. FCS operates two vans, used only for the residents of their group homes in Valdez.

**Providence Valdez Medical Center** provides health care to Valdez residents and visitors. Emergency medical services are available 24 hours per day.

**Providence Valdez Counseling Center** provides a spectrum of individual and group counseling services including crisis assistance after hours. The counseling center is open Monday through Friday 8:30am to 5:30pm, except noon to 3pm on Tuesdays.

**Valdez Food Bank** provides food distribution services to seniors and non-seniors and TEFAP additional food supplies. Emergency assistance is provided as needed to eligible community members.

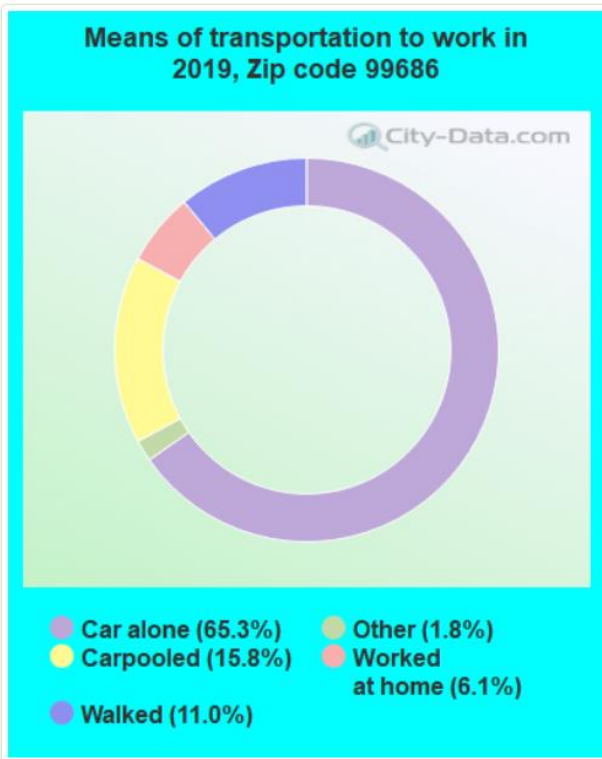
**Valdez School District** transports students in Valdez during Monday through Friday hours of operation. The vans and buses are assigned to individual schools.

**Valdez United Way** is a privately funded non-profit that financially supports local service organizations in the community.

**Valdez Yellow Cab** is available 24 hours per day seven days a week. Refer to page 12 price list. Yellow Cab vehicles are not wheelchair accessible.

Transportation services specifically for seasonal tourism are offered during limited months of the year. The heli-guides and Stan Stephens Cruises have vans which could be used in an emergency. The primary use of these vehicles is for customer transportation.

*The agencies listed above are public and private; the information may not be all-inclusive.*



### TRANSPORTATION RESOURCES

Valdez is considered a rural community with very limited transportation options. Due to snow levels, winds, and severe weather conditions, safe and reliable transportation is a necessity in Valdez, yet Valdez does not have a public transportation system. Residents and visitors must rely on other means for transportation needs.

For long-distance travel by flight, Ravn Alaska is the only airline serving Valdez. A one-way ticket from Valdez to Anchorage generally ranges from \$129 to \$149.

TABLE 12: *Means of transportation*

The Valdez Senior Center, Inc. provides rides for seniors and individuals with disabilities Monday through Friday from 8:15am-3:30pm. Patrons simply call the VSC by 4pm the day before to make a reservation. Two destination points are available to each rider per day.

The VSC provides rides to various destinations throughout the community including the post office, grocery store, pharmacy, banks, health and medical offices, beauty salons, government offices, airport, etc. The VSC also provides transportation to private homes, between residences, and to local community events. Table 13 reflects growth in the transportation program between 2016-2020 and the impact of COVID between 2019-2020.

**VSC Rides 2016-2020**

2016	1,564
2017	2,173
2018	5,239
2019	5,531
2020	3,284

TABLE 13: *VSC rides*

The VSC owns an eight-passenger van that is used for rides within the community; Meals on Wheels Valdez deliveries on Mondays, Wednesdays, and Fridays (to provide meals seven days a week); and Valdez Food Bank deliveries of food bags and TEFAP boxes to seniors and non-seniors. The VSC also owns a Hyundai Tucson which is utilized for rides, deliveries, and business errands.

Through our partnership with another local non-profit organization, Connections to Care, Inc., we are also able to serve individuals in wheelchairs. While Connections to Care, Inc. owns the wheelchair accessible van, VSC staff operate the vehicle during VSC business hours. It is another successful partnership benefitting the greater community.

TABLE 14: *Valdez Yellow Cab price list*

Anywhere in town: \$7
Zone 2: \$10
South Central: \$14
Valdez Airport: \$14
Glacier Campgrounds: \$17
Mark's Repair: \$14
Ballpark: \$17
Robe River: \$17
6 Mile: \$20
Alpine Woods: \$24
Petro Star: \$22
Solomon Gulch: \$24
Blueberry Hill: \$10
Cottonwood Sub: \$10
Homestead Road: \$10
Alyeska Terminal: \$25
Two people: \$15 each
Three people: \$13 each
Four people or more: \$11 each
\$3 for an additional stop
Deliveries are the base fare, plus \$4.
Jump start is the base fare, plus \$10.
Wait time is \$.50 per minute.
Children under 12 accompanied by an adult – free.
Senior discount: \$2

Valdez Yellow Cab is available 24 hours a day, 7 days a week with three drivers and three vehicles.

### GAPS IN SERVICE

The Valdez Senior Center, Inc. endeavors to address transportation gaps in Valdez by providing rides to seniors and individuals with disabilities. The VSC's website and brochure continue to offer all the current information necessary for eligibility to the program.

Additionally, through ongoing dialogue and community feedback, the VSC continues to seek ways to address gaps in services. Gaps in services have been explored in various ways and continue to be addressed to improve overall services to the Valdez community.

The primary gaps can be addressed with the current objective/goal developments:

- Continue to provide transportation to Valdez Senior Center, Inc. clients
- Continue to provide transportation to eligible individuals within the Valdez community

The primary needs are defined as follows:

- More funding resources to fit growing transportation needs
- Ongoing evaluation with partners and the City of Valdez to determine transportation needs of Valdez



**OBJECTIVES AND STRATEGIES**

Objective 1	Continue to provide transportation to VSC clients
-------------	---

Strategy	Action	Progress
Maintain current level of services for VSC clients	Engage community in transportation efforts	<p>Maintain current rider contact information.</p> <p>Verbal and oral communication with ridership for updates on changes and improvements to services.</p> <p>Sharing of wheelchair accessible van and operational vehicle with Connections to Care, Inc.</p> <p>Enhance communication and advocacy with community partners and within the Valdez community.</p> <p>Promote the sharing of information between agencies.</p> <p>Annual meetings and ongoing dialogue with community partners and members.</p> <p>Encourage partnerships and coordination to increase access to services.</p> <p>Encourage partners to reach out with their transportation needs.</p> <p>Ensure all eligible individuals are approved for transportation services.</p>

**OBJECTIVES AND STRATEGIES Cont'd:**

Objective 1	Continue to provide transportation to VSC clients	
Strategy	Action	Progress
Maintain current level of services for VSC clients	Involve city government and leaders	<p>Work directly with identified City of Valdez government leaders to educate and gain support for services.</p> <p>Coordinate and collaborate with identified City of Valdez government leaders once the plan is developed.</p>
Maintain current level of services for VSC clients	Reapply for POS grant (purchase of service)	Complete all necessary documents and submit POS grant application in a timely fashion.
Maintain current level of services for VSC clients	Retain an Executive Director, driver(s), and dispatcher	<p>Hire and train transportation program staff.</p> <p>Ongoing training and education to all transportation program staff.</p> <p>Ensure all transportation program staff comply and follow policies and procedures put in place for the VSC transportation program.</p>
Maintain current level of services for VSC clients	<p>Research and apply for grants that would cover the gaps in service</p> <p>Reapply for funding options available for services</p>	<p>Continued, ongoing funding requests and approvals from:</p> <ul style="list-style-type: none"> <li>• Alaska Mental Health Trust (AMTH)</li> <li>• State of Alaska DOT &amp; Public Facilities</li> <li>• FTA Section 5310 Grants for vehicles</li> <li>• Local and state agencies, charitable organizations, and businesses</li> <li>• City of Valdez</li> </ul>

**OBJECTIVES AND STRATEGIES Cont'd:**

Objective 2	Continue to provide transportation to eligible individuals within the Valdez community
-------------	--

Strategy	Action	Progress
Maintain and improve services for eligible individuals within the Valdez community	Engage community in transportation efforts	<p>Maintain current rider contact information.</p> <p>Verbal and oral communication with ridership for updates on changes and improvements to services.</p> <p>Sharing of wheelchair accessible van and operational vehicle with Connections to Care, Inc.</p> <p>Enhance communication and advocacy with community partners and within the Valdez community.</p> <p>Promote the sharing of information between agencies.</p> <p>Annual meetings and ongoing dialogue with community partners and members.</p> <p>Encourage partnerships and coordination to increase access to services.</p> <p>Encourage partners to reach out with their transportation needs.</p> <p>Ensure all eligible individuals are approved for transportation services.</p>

**OBJECTIVES AND STRATEGIES Cont'd:**

Objective 2	Continue to provide transportation to eligible individuals within the Valdez community	
Strategy	Action	Progress
Maintain and improve services for eligible individuals within the Valdez community	Involve city government and leaders	<p>Work directly with identified City of Valdez government leaders to educate and gain support for services.</p> <p>Coordinate and collaborate with identified City of Valdez government leaders once the plan is developed.</p>
Maintain and improve services for eligible individuals within the Valdez community	Reapply for POS grant (purchase of service)	Complete all necessary documents and submit POS grant application in a timely fashion.
Maintain and improve services for eligible individuals within the Valdez community	Retain an Executive Director, driver(s), and dispatcher	<p>Hire and train transportation program staff.</p> <p>Ongoing training and education to all transportation program staff.</p> <p>Ensure all transportation program staff comply and follow policies and procedures put in place for the VSC transportation program.</p>
Maintain and improve services for eligible individuals within the Valdez community	<p>Research and apply for grants that would cover the gaps in service</p> <p>Reapply for funding options available for services</p>	<p>Continued, ongoing funding requests and approvals from:</p> <ul style="list-style-type: none"> <li>• Alaska Mental Health Trust (AMTH)</li> <li>• State of Alaska DOT &amp; Public Facilities</li> <li>• FTA Section 5310 Grants for vehicles</li> <li>• Local and state agencies, charitable organizations, and businesses</li> <li>• City of Valdez</li> </ul>

## OBJECTIVES

Objective 1: Continue to provide rides to VSC clients and the Valdez community. The VSC will continue to be the lead agency to meet the transportation needs for the community. The VSC maintains regular, ongoing communication with community partners and Valdez community members.

Over the past year, our relationship with the Valdez Food Bank has strengthened as communication, processes, and responsibilities have been clearly identified and streamlined, reducing duplication of work and duties. The improvements have dramatically boosted the effectiveness in serving each organization's clients and the greater community. While frequent staff and volunteer turnover can be challenging, the coordination and communication between key stakeholders is highly successful.

Objective 2: Continue to provide transportation to eligible individuals. The VSC's website and brochure continue to offer all the information necessary for eligibility to the transportation program.

## PRIORITY OF PROJECTS

### *Projects and Priorities FY 2022*

Purchase of Service Grant:

- Continue to apply for operating costs for the transportation program.

Local Match:

- Apply to local and state agencies, charitable organizations, and businesses to help meet our local match.

Planning:

- Expand awareness of transportation services already available.
- The majority of VSC's riders have been with the transportation program for several years. We have a dedicated ride base that use our services. The VSC plans to more proactively engage with the community to promote awareness of the transportation services readily available throughout the year.
- Consistent, updated digital transportation ads shown throughout the community will serve to bring new awareness to the transportation services offered at the Valdez Senior Center, Inc. Seed Media is a local media and production company that has an established relationship with the VSC.

### *Long-term Projects (2-5 years)*

- Purchase or replace vehicles as the need arises and the program grows.
- Continue to use an effective tracking system for vehicles and driver(s).
- Work with City of Valdez government leaders and/or community partners to collaborate and identify transportation needs when they arise.
- Maintain strong partnerships with Connections to Care, Inc., and other community partners to ensure Valdez transportation needs are being addressed.





# Transportation Public Meeting – November 8, 2017

Sign-in Sheet - Please **PRINT** your name

1	Debbie Needle (Food Bank)
2	SHEILA COMPTON (public
3	Judy Martine (public
4	Victoria Nune (public
5	Marie Blood (public
6	Marjorie Lee (VSC BOD)
7	Debra Gray VSC member
8	Shannon Rogers VSC
9	Martha Williamson VSC tenant
10	Kathryn Farnon (public
11	Kendall Farnon (public
12	Nancy Lethcoe VSC tenant
13	Ann Farnon " "
14	Kurtis Y. Seeger VSC
15	Janet Gaudin public
16	Jeannine Plant VSC
17	Joan Heibens CTC
18	Theresa Karlowitzsch VSC
19	Martha Burkens COV Econ Dev.
20	Elke Doorn COV City Mgr
21	Loa Needle COV City Council
22	Patty White public
23	
24	
25	



# **Transportation Public Meeting – November 8, 2018**

Sign-in sheet – Please PRINT your name.

1	<del>Steve</del> <i>Steve</i> <i>Deaf</i> (VSC BOD) <sup>26</sup>	
2	STEVE NEWCOMER (VSC BOD) <sup>27</sup>	
3	Drina Crisp (VSC BOD) <sup>28</sup>	
4	DONNA NEWCOMER public/member <sup>29</sup>	
5	Kris Reeves VSC <sup>30</sup>	
6	Theresa Karlowitz <sup>31</sup> member	
7	Deborah Plant VSC <sup>32</sup>	
8	Ann Farmer VSC tenant <sup>33</sup>	
9	<del>only for</del> <i>only for</i> <i>public</i> <sup>34</sup>	
10	Lon Needles COV City Council <sup>35</sup>	
11	Joan Heikens CTC <sup>36</sup>	
12	Jeweny D'Neil COV Mayor } PROV <sup>37</sup>	
13	Stefanie Lexington VSC <sup>38</sup>	
14	KENBALL FARRAND public <sup>39</sup>	
15	KATHRYN FARRAND " <sup>40</sup>	
16	Tom Russell member <sup>41</sup>	
17	Jani Cruzate public <sup>42</sup>	
18	Je <del>by</del> <i>by</i> public <sup>43</sup>	
19		<sup>44</sup>
20		<sup>45</sup>
21		<sup>46</sup>
22		<sup>47</sup>
23		<sup>48</sup>
24		<sup>49</sup>
25		<sup>50</sup>

# Public Transportation Meeting 2019

DATE: November 7, 2019

Sign-In Sheet - Please **PRINT** your name

1	KAS REEVES VSC
2	STEVE NEWCOMER VSC BOD pres.
3	Stephanie Kington VSC
4	James Devere's public
5	John Stone member
6	STONE TRISH VSC BOD
7	Deborah Plant VSC
8	Shirley K. Pierce COV City Clerk
9	Flora R. Ruff VSC BOD
10	Joan Heikens - CTC
11	Debra Wicks CTC + VMC
12	Janna Hancock PVCC
13	Shannon Rogers public
14	Theresa Karlowitsch member
15	
16	
17	
18	
19	
20	
21	
22	
23	
24	
25	

# Transportation Public Meeting – November 5, 2020

**VIRTUAL Sign-in sheet – Names are PRINTED via roll call during teleconference meeting**

1	Kris Reeves	Staff
2	Deborah Platt	Staff
3	Sandra Mobley	Staff
4	Steve Newcomer	Board President
5	Gloria Day	Board Director
6	Stefanie Lexington	Staff
7	Dens Campbell	Board Director
8	Larry Weaver	Board Vice President
9	Trish Stone	Board Treasurer
10	Dan Stone	VSC member
11	Katie Connell	Resident of Valdez
12	Sharon Scheidt	City of Valdez Council Member
13	Roxana Palomar	Advocates for Victims of Violence
14	Tina Russell	" " " "
15	Mark Deller	City Manager for City of Valdez
16	Matt Wadsworth	Providence Hospital Counseling Ctr
17		Valdez Food Bank
18		
19		
20		
21		
22		
23		
24		
25		



