



City of
VALDEZ

2024 Year End Report



- The Civic Center has hosted 181 events.
- The Cinema has played X movies.

New Events

Chugach Alaska's Annual Meeting
Arctic Chamber Orchestra
Marathon's Appreciation Dinner

Returning

Valdez Theatre Conference
AVV's Women of Distinction
SWAN Wellness Symposium

Upcoming Events for 2025

- Conoco Phillips Spill Drill Exercise.
- PWSC Play Production
- Valdez Arts Council Spring Performances

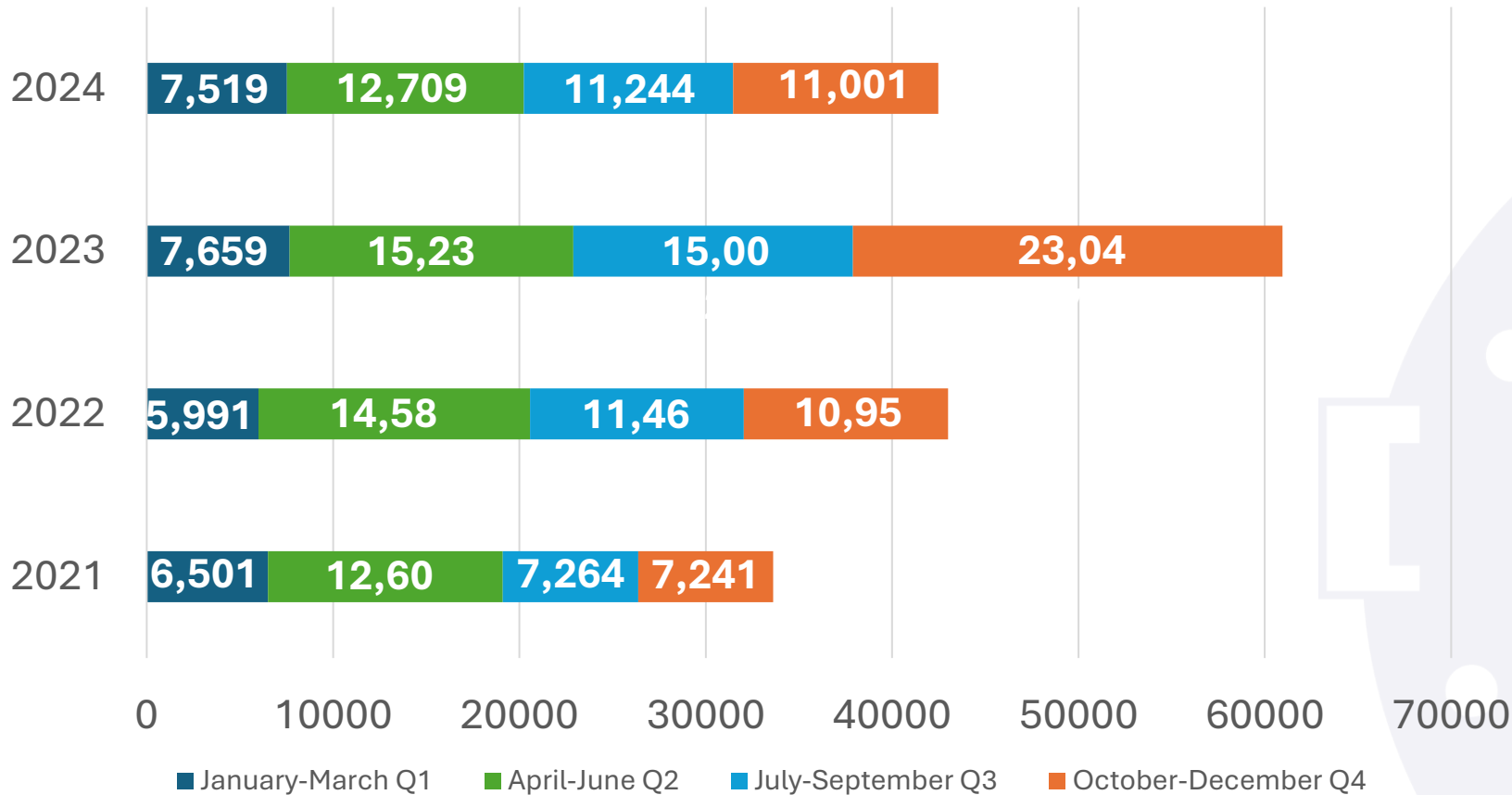


VCCC Exterior by Robert Smith



Valdez Convention & Civic Center

Civic Center Yearly Traffic by Quarter to July 30th



Building Traffic

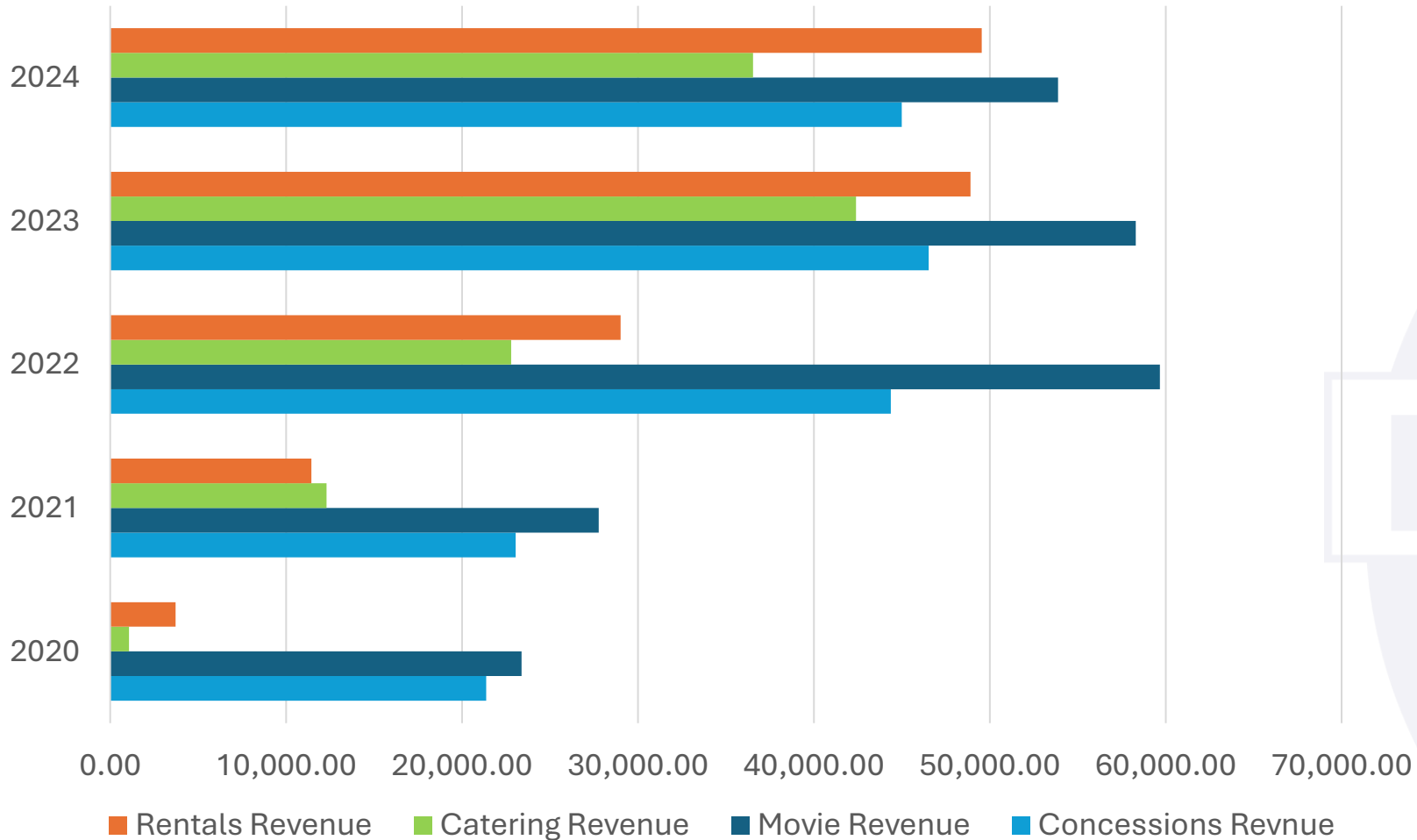
Quarterly Attendance

- January – March: **7,519 INS**
 - 45 Events
 - 9 Movies
- April – June: **12,709 INS**
 - 39 Events
 - 7 Movies
- July – Sep: **11,244 INS**
 - 26 Events
 - 9 Movies
- October – Dec: **11,001 INS**
 - 37 Events
 - 8 Movies



Valdez Convention & Civic Center

Civic Center Yearly Revenue



Yearly Revenue

Revenue for 2024

- Rentals - \$49,543.23
- Catering - \$36,536.39
- Movies - \$53,875.50
- Concession - \$45,001.25

Changes from 2023

- Rentals - \$48,911.00
 - **(+\$632.23 in 2024)**
- Catering - \$36,536.39
 - **(-\$5,860.40 in 2024)**
 - **Less multiday catered events than 2023.**
- Movies - \$53,875.50
 - **(-\$4,422.50 in 2024)**
 - **Events booking theatre & film underperformance industry wide.**
- Concession - \$45,001.25
 - **(-\$1,519.75 in 2024)**



Valdez Convention & Civic Center

Facility Updates

New Audio Equipment

- 2 new sound boards, replacing our 2015 boards.
- 4 new wireless microphones with a receiver for the ballrooms.
- 2 new front of house speakers.
- 4 new monitors.
- 1 drum mic & 2 SM57 instrument mics.



Event Temple

- New online booking & billing software to organize and streamline the booking process.
- Currently in the process of building the backend for public facing launch in March.



Event Temple

Advertising

- New Civic Center logo.
- Finalizing an advertising booklet.
- Civic Center and PRCS in the Discover Valdez travel guide.
- Advertising with Alaska Business Powerlist in both physical & digital versions.



Park Maintenance August – December 2024

Completed Projects


- **Installed targets at the Rifle Range.**
- **Installed pedestrian bollards on Mineral Creek trails.**
- **Winterize and snow pole all facilities.**
- **Conducted end-of-season playground inspections.**
- **Fell trees at Meyring Park.**
- **Conducted burial service and headstone installation at Valdez Memorial Cemetery.**
- **Worked on developing new cemetery software.**
- **All staff certified in CPR/AED/First Aid**
- **Inspected new park and trail at Meals Hill.**
- **Winter trail equipment maintenance.**
- **Ski hill preparation and brush clearing.**
- **Pisten Bully Trailer maintenance and repairs**
- **Repaired tow-behind groomer.**
- **Resurfaced picnic tables to be installed in the summer.**
- **Assisted Recreation with building storage and maintenance on jungle gym.**
- **Installed AVV tower drop.**
- **Worked with Building Maintenance for on call snow removal.**
- **Ongoing shop reorganization and clear out excess unused materials.**
- **Did our best to provide winter trails with challenging conditions.**

Special Events

- **Halloween Spooky trail**
- **Christmas tree lighting**



Park Maintenance Pictures





Library – Budget and Program Measures FY2024

Function of Responsibility	Measures
Offer a variety of educational and literacy-based programs for all ages	<ul style="list-style-type: none">• 336 youth services programs• 6,171 youth services program participants• 21 adult services programs• 296 adult services program participants
Provide access to a diverse, culturally responsive, and current collection	<ul style="list-style-type: none">• 22,458 physical checkouts• 2,173 hoopla downloads• 3,763 Libby downloads
Provide access to audiovisual, conference, and study rooms	<ul style="list-style-type: none">• 165 meeting room reservations• 514 meeting and study room users
Provide free Internet and computer access; provide printing and copying services	<ul style="list-style-type: none">• 2,138 unique public computer users• 5,109 Wi-Fi Sessions




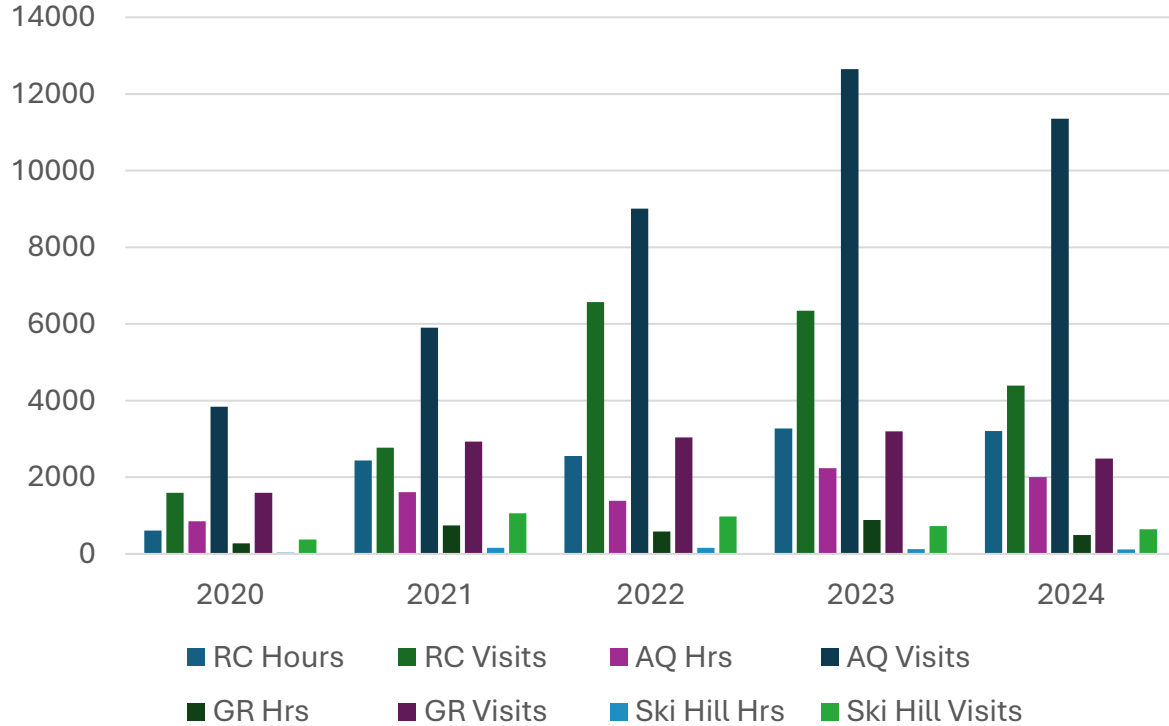
Recreation – Program & Budget Measures

Function of Responsibility	Measures
Communication	Measures: <ul style="list-style-type: none"> 1500 Activity Guides Distributed to the community
Special Events	Measures: <ul style="list-style-type: none"> 11 Community/Special Event Offerings throughout the year 4th of July & Memorial Day Community Picnic Celebration were added to PRCS duties
General Programming, Drop-In & Facility Rentals	Measures: <ul style="list-style-type: none"> 1,750 Active Memberships 148 program sessions offered in 2024 2024 revenue (includes rentals, concessions & program) - \$56,488.95
Outdoor Recreation	Measures: <ul style="list-style-type: none"> Maintain current programming hours to include; 128 hours of Ski Hill operations, yearly trail use incentive (I Share the Trails), beginner drop-in outdoor activities (Group Hikes, Winter Excursions etc.)
Day Camps/Out – Of School	Measures: <ul style="list-style-type: none"> Maintain after school programming to fill early release Fridays throughout the school year Maintain 8-10 weeks of Summer Fun Programming (2024 – 9 weeks)
Maintain General Operations across all Recreation facilities	Measures: <ul style="list-style-type: none"> 2,896 Recreation Drop-In Hours 2,001 Aquatic Drop-In Hours 494.5 Gym & Rockwall Drop-In Hours 119 Ski Hill Drop-In Hours



Recreation – Drop-In Programming & Visits

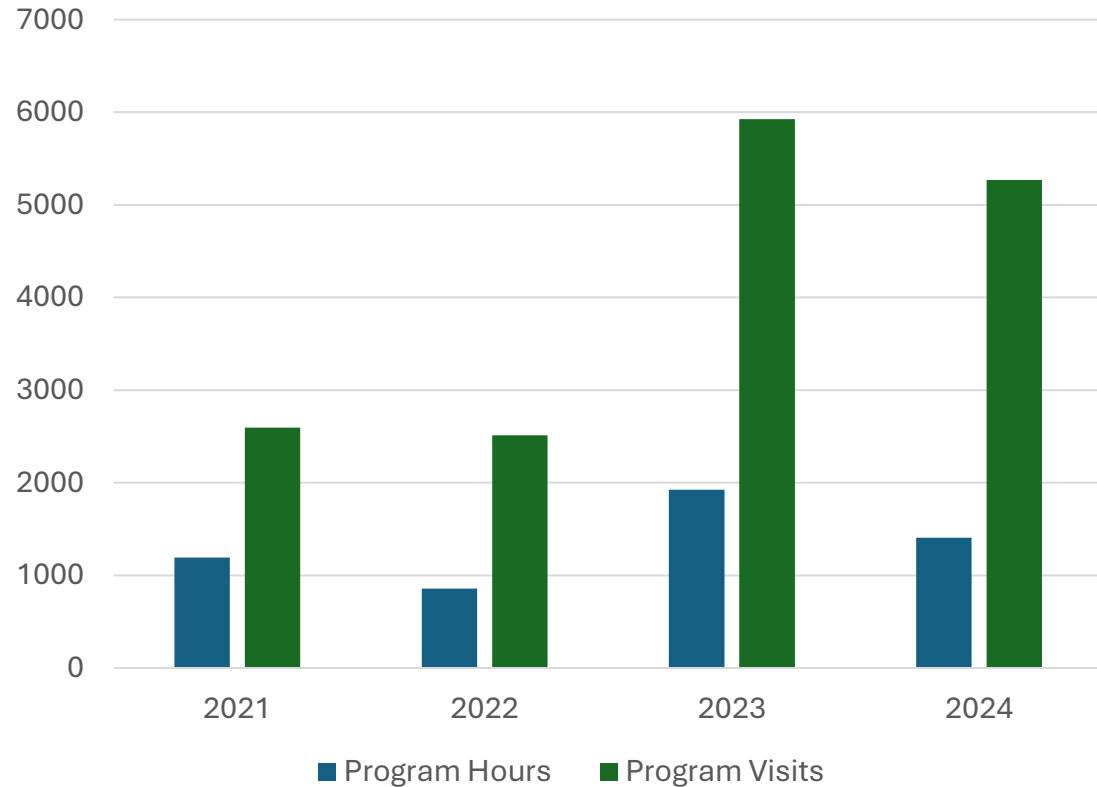
2024





Recreation – Program Hours & Participation

*Program Hours & Participation includes rentals hosted & overseen at recreation facilities





City of
VALDEZ

**OPPORTUNITIES
IN EVERY SEASON**

